



Standard Eurobarometer



European
Commission

EUROBAROMETER 63

PUBLIC OPINION IN THE EUROPEAN UNION

Fieldwork : May - June 2005

Publication : September 2005

Standard Eurobarometer 63 / Spring 2005 - TNS Opinion & Social

This survey was requested and coordinated by the Directorate General Press and Communication.
http://europa.eu.int/comm/public_opinion/index_en.htm

This document does not represent the point of view of the European Commission.
The interpretations and opinions contained in it are solely those of the authors.

Table of contents

INTRODUCTION	5
I. LIFE IN THE EUROPEAN UNION	8
1. The climate of opinion	8
1.1. Personal satisfaction	8
1.2. Changes in the personal situation of respondents	11
1.3. Future expectations	14
2. The political climate	18
2.1. The feeling among citizens that their voice counts	18
2.2. Satisfaction with regard to democracy	20
2.2.1. The way democracy works at national level	20
2.2.2. The way democracy works in the European Union	22
2.3. Confidence in certain institutions and organisations	24
3. The concerns of citizens	25
3.1. The main concerns at national level	25
3.2. The European Union's role in various areas	28
3.3. The European Union's priorities	30
II. THE EUROPEAN ECONOMY AND THE NEW LISBON STRATEGY	33
1. Economic indicators	33
1.1. State of play	33
1.2. A comparison of opinions	39
1.2.1. The national economic situation compared with the European average	39
1.2.2. European economic performance compared with that of other world economies	43
1.2.3. The comparison with the United States	47
1.3. Future prospects	50
1.3.1. Changes in different areas	50
1.3.2. Europe, the world's leading economy in 2010?	53

2. The European economy's levers.....	55
2.1. The priorities to improve the European Union's economic performance ...	55
2.2. The image of certain concepts.....	57
2.3. The place of globalisation	59
2.3.1. The perception of the globalisation of trade.....	59
2.3.2. The reasons why companies relocate	62
 III. THE EUROPEAN UNION IN THE WORLD	 63
1. Common foreign and security policy	63
1.1. Support for a common security and defence policy.....	63
1.2. Support for a common foreign policy	66
1.3. Opinions related to ESDP	68
 2. The European Union's role in the world.....	 69
2.1. The European Union's role compared with that of the United States	69
2.2. The European Union's international role	71
 IV. THE EUROPEAN UNION AND ITS CITIZENS	 73
1. Information in the European Union	73
1.1. The attitude of Europeans to information in general	74
1.2. The perception of the level of knowledge about the European Union	75
1.3. Effective knowledge about the European Union.....	78
1.4. Sources of information about the European Union.....	80
1.5. The European Union in national media	84
1.5.1. Media coverage of the European Union.....	84
1.5.2. The way in which the media present the European Union	86
1.6. Teaching school children about the way the European institutions work ..	88
1.7. The European Union's budget	90

2.	Being a member of the European Union today	93
2.1.	Membership of the European Union: a good thing?	93
2.1.1.	In the Member States	93
2.1.2.	In the accession and candidate countries	97
2.2.	The advantages of membership	98
2.2.1.	In the Member States	98
2.2.2.	In the accession and candidate countries	100
2.3.	The European Union's image.....	101
2.4.	Trust in the European Union	104
2.5.	What the European Union means to citizens.....	106
2.5.1.	What the European Union represents	106
2.5.2.	The feelings inspired by the European Union	107
2.6.	The perception of the European Union.....	108
2.7.	The degree of attachment to the European Union	111
3.	The European institutions	113
3.1.	The reputation and importance of the European institutions	113
3.2.	Trust in the institutions.....	114
3.3.	The Presidency of the Council of the European Union.....	118
V.	THE FUTURE OF THE EUROPEAN UNION	120
1.	The speed of building Europe	120
1.1.	The evolution towards a European political union.....	120
1.2.	The European Union's future financial means	123
1.3.	Towards a two-speed Europe?	125
1.4.	The perception of the European Union's role in 5 years.....	127
1.5.	The fears provoked by the building of Europe.....	130
2.	Three challenges for the European Union: the Constitution, enlargement, the euro	133
2.1.	A Constitution for the European Union.....	133
2.1.1.	Support for the principle of a Constitution.....	133
2.1.2.	Knowledge about the European Constitution.....	137
2.1.2.1.	Awareness about the European Constitution	137
2.1.2.2.	Objective knowledge	140
2.1.2.3.	Sources of information.....	142

2.1.3.	Support for the European Constitution.....	145
2.1.3.1.	The level of support	145
2.1.3.2.	The reasons given by supporters of the Constitution	147
2.1.3.3.	The reasons given by opponents of the European Constitution	148
2.1.4.	The likelihood of voting	149
2.1.5.	The consequences of the European Constitution.....	150
2.1.5.1.	On the functioning of the European Union.....	150
2.1.5.2.	On the European Union in general	152
2.2.	Further enlargement.....	154
2.2.1.	Support for further enlargement.....	154
2.2.2.	What type of enlargement?.....	157
2.2.3.	The choice of future Member States	159
2.2.4.	The question of Turkey	161
2.3.	The single currency	163

CONCLUSION 166

ANNEXES

Technical note

Questionnaire

Tables of results

INTRODUCTION

2004 was an exceptional year for Europe with the historic enlargement to include ten new Member States and the signature in Rome of the Treaty establishing a Constitution for the Union. That momentum continued into the first half of 2005, marked by the beginning of the ratification process for the European Constitution.

This Standard Eurobarometer was carried out between 9 May and 14 June 2005 in a European context that was both eventful and tense. Although the results of the various ratification processes, either through parliament or via a referendum, have varied from one country to another, this Eurobarometer, in line with the post French and Dutch referenda studies¹, shows that European citizens are today more critical in their analysis of the European Union, without however calling into question either their membership of the European Union or the European construction itself. Nevertheless, certain indicators reveal significant changes since the last Eurobarometer survey (autumn 2004) and highlight just how necessary it is to bring European citizens and the European institutions closer together.

This Standard Eurobarometer covers 30 countries or territories: the 25 Member States, the two accession countries (Bulgaria and Rumania), the two candidate countries (Croatia and Turkey) and the Turkish Cypriot Community. It was commissioned by the Directorate-General Press and Communication of the European Commission and was carried out by TNS Opinion & Social, a consortium formed by TNS and EOS Gallup Europe. The methodology used is that of the Standard Eurobarometer surveys of the Directorate-General Press and Communication ("Opinion Polls, Press Reviews, Europe Direct" Unit). A technical note concerning the interviews, carried out by the institutes of the TNS Opinion & Social network, is annexed to this report. This note specifies the interview method used, as well as the confidence intervals².

This report studies successively the major themes related to the European Union and its construction.

- ◆ First of all, we shall focus on the subject of life in the European Union, that is to say the general climate of opinion, the future expectations of citizens, the socio-political climate, as well as the main concerns of European Union citizens at the current time.
- ◆ We shall then deal with the European economy and the new Lisbon strategy.

1 EB Flash, "Post referendum survey in France and in The Netherlands":

http://europa.eu.int/comm/public_opinion/flash/fl171_en.pdf

http://europa.eu.int/comm/public_opinion/flash/fl172_en.pdf

² The results tables are included in the annex. The totals indicated may show a one point difference with the sum of the individual units. It should also be noted that the total of the percentages in the tables of this report may exceed 100% when the respondent has the possibility to give several answers to the same question.

- ◆ The third part of this report deals more specifically with the subject of the common foreign and security policy, as well as the European Union's role in the world, in particular in comparison to that of the United States.
- ◆ The analysis then focuses more specifically on the subjects of information and identity: the level of information of citizens, the feeling of belonging to the European Union, its image, the level of confidence citizens have in the European Union, the feeling of a European identity, and finally what citizens think about the European institutions.
- ◆ Finally, the last part of this report is devoted to the European Union's future, the speed of its construction and the key challenges for tomorrow.

In this report, we analyse the results and their changes at the level of the average of the 25 European Union Member States and at national level. The averages for previous years represent the results obtained for all the Member States of the European Union as it was composed at the time those surveys were conducted.

We shall also comment briefly on the way the replies vary according to certain socio-demographic characteristics of the respondents (sex, age, etc), as well as according to certain other indicators, such as their attitude to the European Union, whether they see themselves as leaders of opinion³ and their political leanings⁴.

***We wish to thank all the European Union citizens who have participated in the Eurobarometer survey over the years.
Without them, this report would not have been possible.***

***The Eurobarometer web site can be consulted at the following address:
http://europa.eu.int/comm/public_opinion/index_fr.htm***

³ INDEX OPINION LEADERSHIP: 1. ++; 2. +; 3. -; 4. --

QA1. When you get together with friends, would you say you discuss political matters frequently, occasionally, or never?

QA2. When you hold a strong opinion, do you ever find yourself persuading your friends, relatives or fellow workers to share your views? Does this happen...? Frequently – Occasionally - Never

Thus, if a person interviewed tries often or from time to time to convince his or her interlocutor or discusses politics on a regular basis, he or she will be considered as a leader of opinion falling in category 1 (++) . On the other hand, if a respondent rarely or never tries to convince his or her interlocutor and never discusses politics, then he or she will be considered as being a leader of opinion falling in category 4 --.

⁴ In political matters people talk of "the left" and "the right". How would you place your views on this scale? (1-4) Left ; (5-6) Center ; (7-10) Right

Note

The Standard Eurobarometer carried out at the beginning of 2005 (n°63) is part of the Eurobarometer series n°63.4.

The countries are represented by their official abbreviations. The abbreviations used in this report correspond to:

ABBREVIATIONS	
EU25	European Union - 25 Member States
EU15	European Union - 15 Member States before the most recent enlargement (1 st May 2004)
NMS	New Member States – 10 Member States which joined the EU during the last enlargement
BE	Belgium
CZ	Czech Republic
DK	Denmark
D-E	Former GDR
DE	Germany
D-W	Former FRG
EE	Estonia
EL	Greece
ES	Spain
FR	France
IE	Ireland
IT	Italy
CY	Republic of Cyprus*
CY (tcc)	Zone not controlled by the government
LT	Lithuania
LU	Luxembourg
HU	Hungary
MT	Malta
NL	The Netherlands
AT	Austria
PL	Poland
PT	Portugal
SI	Slovenia
SK	Slovakia
FI	Finland
SE	Sweden
UK	The United Kingdom
BG	Bulgaria
HR	Croatia
RO	Rumania
TR	Turkey
DK	Don't know

* Cyprus as a whole is one of the 25 European Union Member States. However, the "acquis communautaire" is suspended in the part of the country that is not controlled by the government of the Republic of Cyprus. For practical reasons, only the interviews conducted in the part of the country controlled by the government of the Republic of Cyprus are recorded in the category "CY" and included in the EU25 average. The interviews conducted in the part of the country not controlled by the government of the Republic of Cyprus are recorded in the category "CY(tcc)" [tcc: *Turkish Cypriot Community*]. For technical reasons, in some maps included in this report, CY(tcc) is shown as Northern part of Cyprus.

I. LIFE IN THE EUROPEAN UNION

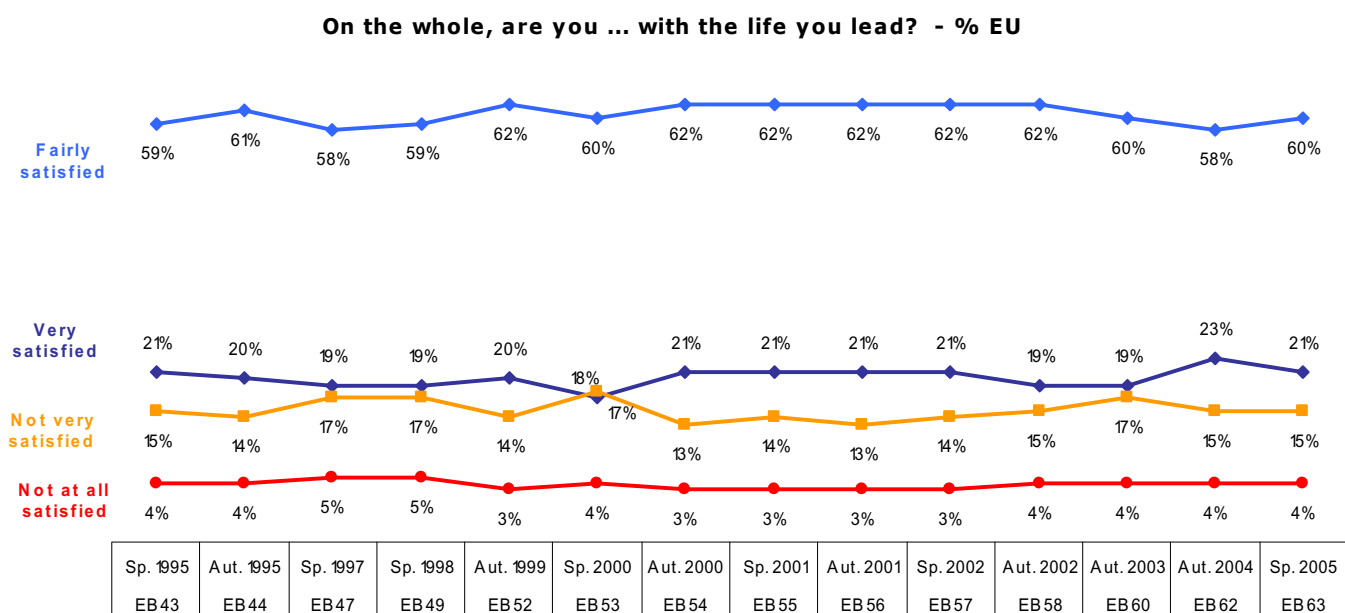
1. The climate of opinion

In this first chapter we shall analyse the backdrop to changes in the opinions of European citizens. What is their state of mind at the beginning of 2005? What are their expectations and main concerns for the coming year?

1.1. Personal satisfaction

- Slight increase in personal satisfaction -

The level of satisfaction of European citizens with the life that they lead stays stable since last autumn. As was the case at the end of 2004, their state of mind is positive and the vast majority of European Union citizens are on the whole satisfied with the life that they lead (80%)⁵.



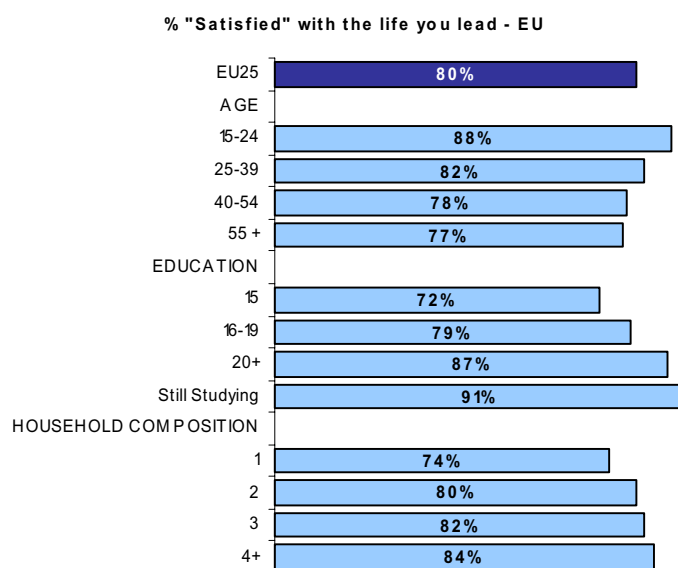
⁵ QA3. On the whole, are you very satisfied, fairly satisfied, not very satisfied or not at all satisfied with the life you lead?

Certain socio-demographic variables seem to influence the level of satisfaction of European citizens as regards the life that they lead at the present time.

The younger the European Union citizens, the more they tend to be satisfied with their current life; 88% of people aged between 15 and 24 are satisfied compared with 77% of the 55 and over age group.

Moreover, the level of satisfaction increases with the level of education. While 72% of respondents having studied up to the age of 15 are satisfied, the corresponding percentage among those who studied up to the age of 20 and over is 87%. It is also to be noted that the highest level of satisfaction is among students (91%).

Finally, the persons interviewed who live alone tend to be less satisfied with their life in general than those living in a household composed of several persons.

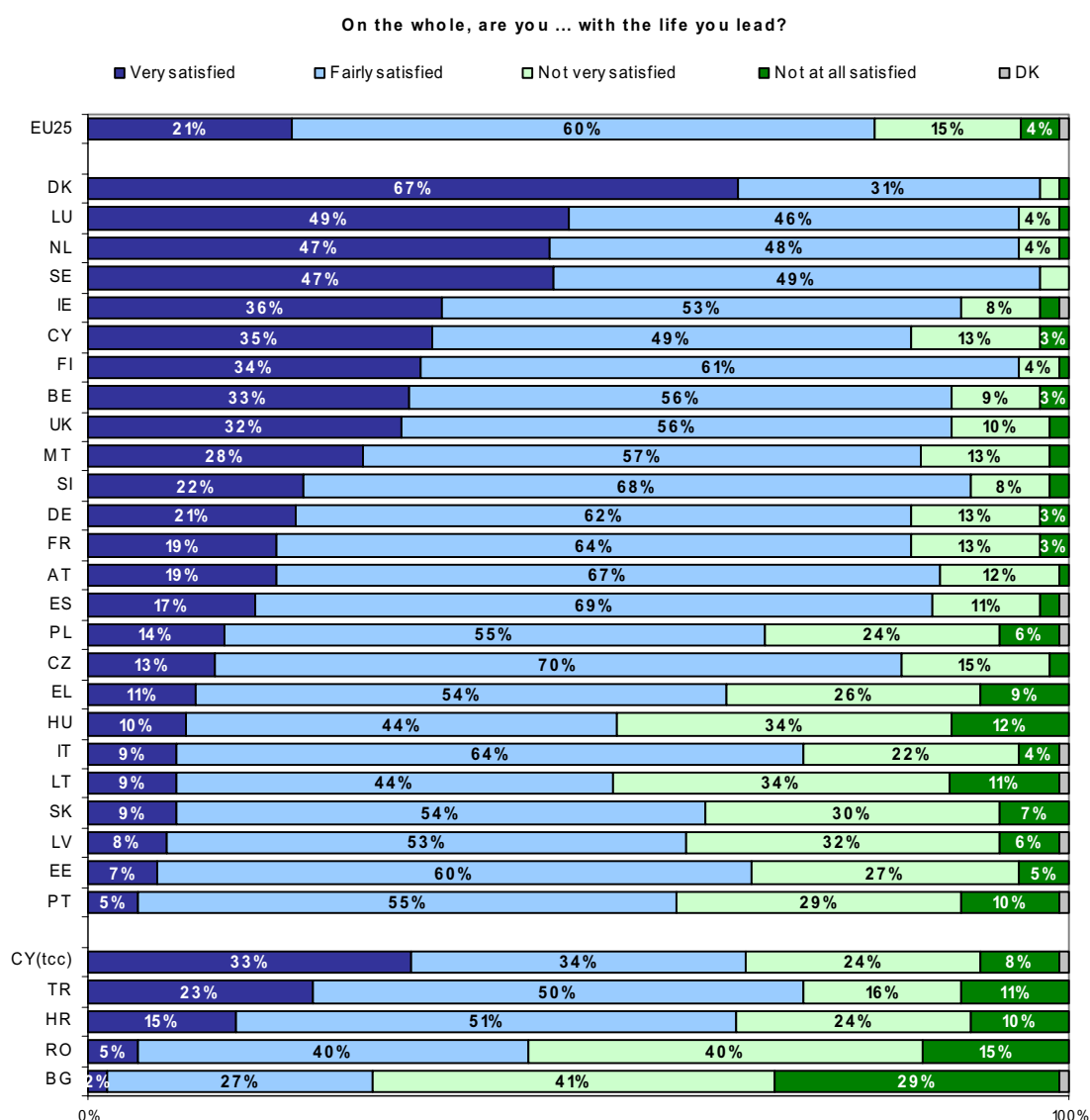


Although, views in the European Union as a whole are positive, there are strong differences from one country to the next.

Danish and Swedish respondents are the most positive, with 98% and 96% respectively of citizens satisfied with their life in general. More than two-thirds of Danes are "very satisfied" with their life (67%).

On the other hand, citizens in Lithuania and Hungary are the least satisfied among European Union citizens (53% and 54% respectively).

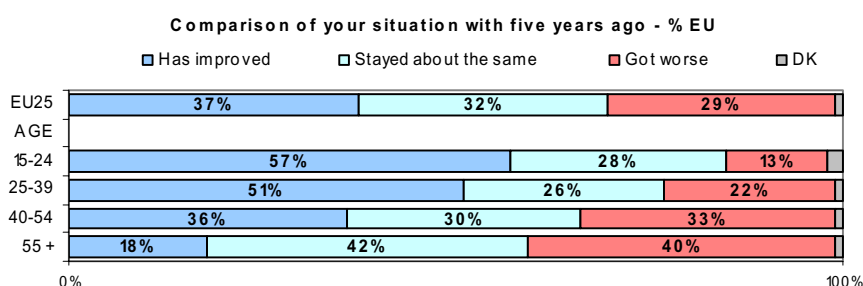
Moreover, whilst almost three-quarters of the persons interviewed in Turkey are satisfied with their life (73%), a majority of the respondents in Rumania (55%) and above all in Bulgaria (70%) are dissatisfied with their life at the current time.



1.2. Changes in the personal situation of respondents

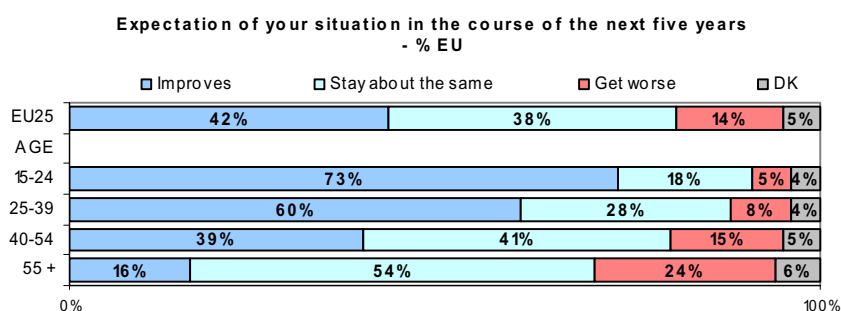
- Young people are predominantly optimistic -

When they compare their personal situation today with that of five years ago, respondents are divided: 37% believe that it has improved, 32% that it has not changed and 29% that it has deteriorated⁶. There is a strong correlation between age and the way in which citizens perceive changes in their situation over the last five years: the younger they are the more European Union citizens have a positive view of the way their life has changed. 57% of people aged 15 to 24 consider that their personal situation has improved, while only 18% of the 55 and over age group share that view. Among the oldest group of respondents, a relatively similar proportion (four out of ten people) considers that their situation is the same (42%) or has deteriorated (40%).



In general, European Union citizens are relatively optimistic about the next five years⁷: 42% of the persons interviewed at the beginning of 2005 believe that their personal situation will improve and 38% feel that it will remain the same. Finally, 14% of European Union citizens fear that their personal situation will deteriorate over the next five years.

Once again, age is an important variable in determining the views of respondents. The younger the respondents the more they tend to be optimistic: 73% of those aged 15 to 24 believe that their situation will improve, compared with 16% of the 55 and over age group. More of the older citizens expect their personal situation to remain unchanged (54%) than to deteriorate (24%).



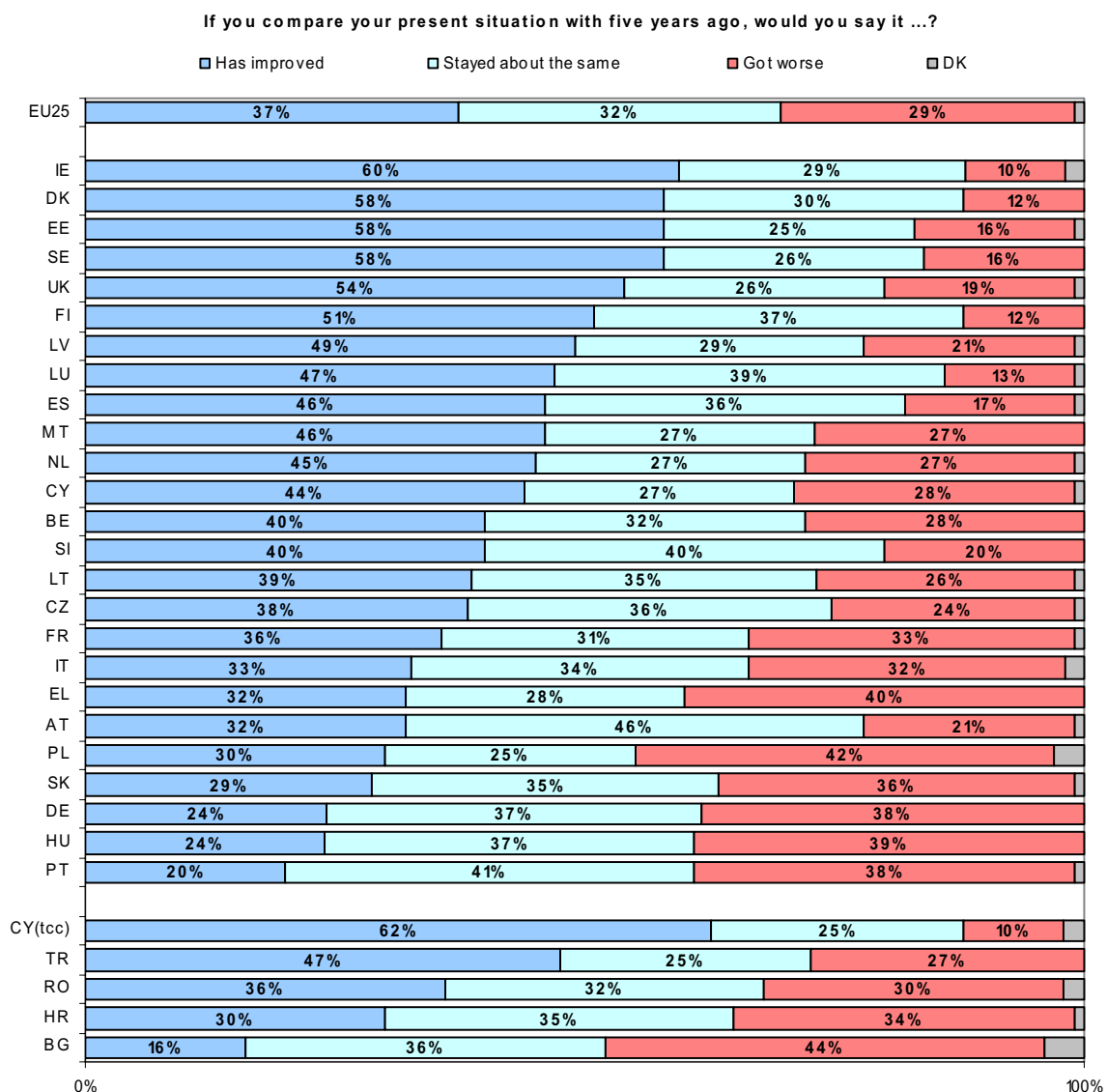
⁶ QA5. If you compare your present situation with five years ago, would you say it has improved, stayed about the same or got worse?

⁷ QA6. In the course of the next five years, do you expect your personal situation to improve, to stay about the same or to get worse?

At national level, citizens in Ireland (60%), Denmark (58%), Estonia (58%) and Sweden (58%) are the most positive about **changes in the personal situation over the last five years**.

On the other hand, in Poland, a relative majority of respondents consider that their current situation is worse than five years ago (42%). That feeling is shared in Greece (40%), Hungary (39%) and Germany (38%). Moreover, there is a marked feeling of stability in Austria and Portugal where 46% and 41% respectively of respondents consider that their personal situation is identical to what it was five years ago.

As regards the accession countries, only 16% of the persons interviewed in Bulgaria consider that their situation has improved over the last five years, while 44% believe that it has deteriorated.

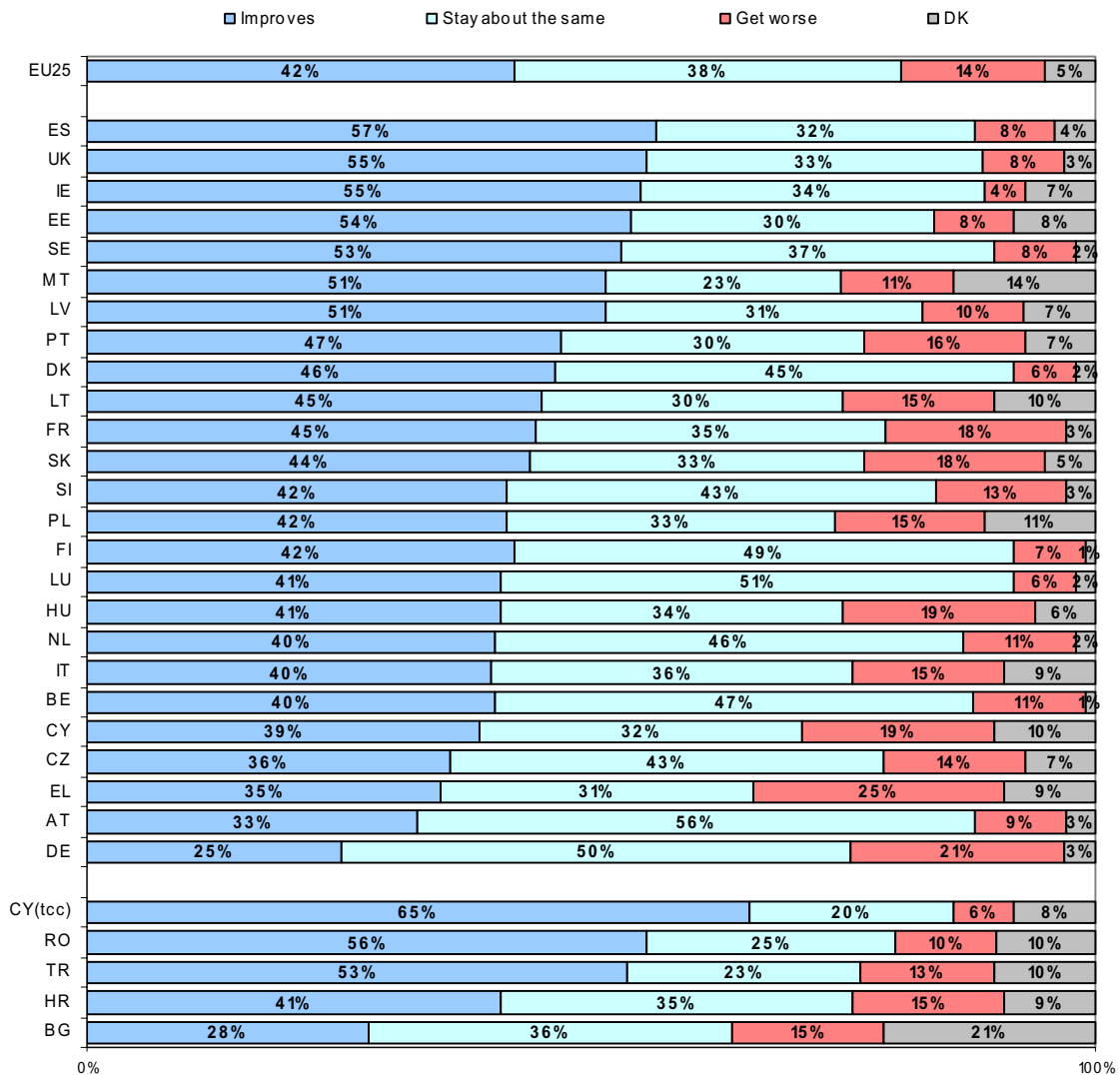


When it comes to **the prospects for the next five years**, citizens in Spain (57%), the United Kingdom (55%) and Ireland (55%) are the most optimistic. Moreover, at least one person in two sees their situation as remaining the same in Austria (56%), Luxembourg (51%) and Germany (50%). It is in Greece that there is the strongest support for the view among citizens that their personal situation will deteriorate over the next five years (25% of them share that opinion).

Citizens in Rumania and Turkey are resolutely optimistic; 56% and 53% respectively believe that their personal situation will improve over their next five years.

Views are more divided in Bulgaria where two-thirds of citizens expect their situation to remain the same (36%) or improve (28%). It is to be noted that in Bulgaria, 21% of the persons interviewed felt unable to express an opinion, which reveals the uncertainty with which they view their future.

In the course of the next five years, do you expect your personal situation to ...



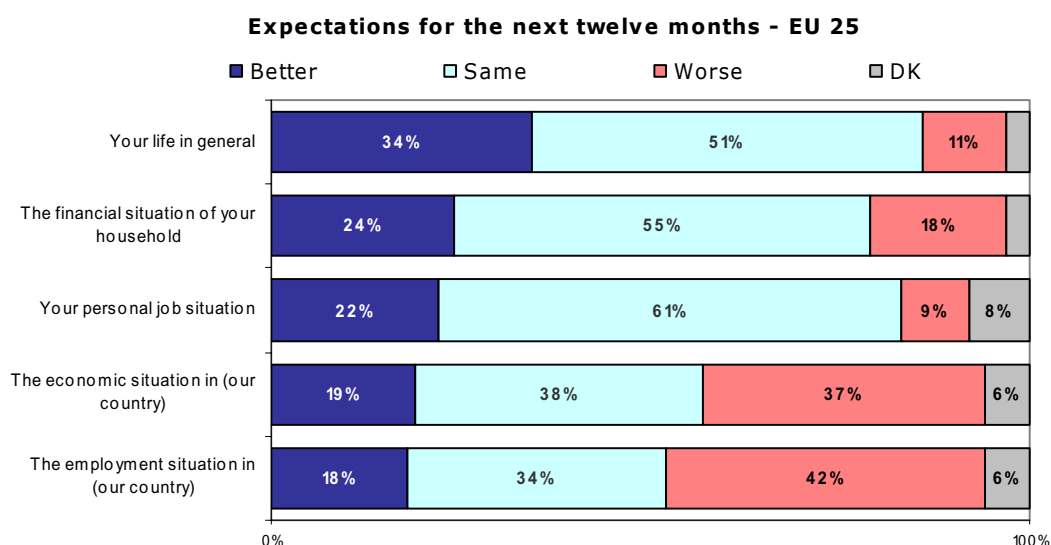
1.3. Future expectations

Although the vast majority of European Union citizens view their current situation as positive, their expectations for the future vary sharply according to the aspect reviewed. We shall now examine short-term expectations, that is to say for the next twelve months⁸.

- Citizens are relatively optimistic about their personal situation but pessimistic about changes in public areas -

With barely perceptible changes compared with the results obtained in autumn 2004, the most positive expectations concern **life in general**: 34% of respondents believe that it will improve over the next twelve months, while 51% do not expect any changes and only 11% believe that it will be worse.

To a lesser extent, almost a quarter of European citizens are positive about probable changes in **the financial situation of their household** and **their personal job situation** (24% and 22% respectively). It is to be noted that the percentage of respondents who expect their financial situation to deteriorate has fallen by 3 points to 18% since the last survey.



⁸ QA4. What are your expectations for the next twelve months: will they be better, worst or the same, when it comes to ... ?

1° your life in general 2° the economic situation in (OUR COUNTRY) 3° the financial situation of your household 4° the employment situation in (OUR COUNTRY) 5° your personal job situation

This relative optimism as regards the aspects of the personal life of the respondents is not reflected in changes in certain national indicators, such as employment or their country's economic situation whose future is still perceived negatively.

Nevertheless, while still high, **pessimism is not as strong** as in the last survey: 42% of respondents believe that **the employment situation** will be worse next year (-5 points) and 37% believe that their **country's economic situation** will get worse (-6 points).

	Your life in general		The financial situation of your household		Your personal job situation		The economic situation in (our country)		The employment situation in (our country)	
	EB62	EB63	EB62	EB63	EB62	EB63	EB62	EB63	EB62	EB63
	Aut. 2004	Sp. 2005	Aut. 2004	Sp. 2005	Aut. 2004	Sp. 2005	Aut. 2004	Sp. 2005	Aut. 2004	Sp. 2005
Better	35%	34%	24%	24%	22%	22%	18%	19%	17%	18%
Worse	13%	11%	21%	18%	10%	9%	43%	37%	47%	42%
Same	50%	51%	52%	55%	60%	61%	33%	38%	31%	34%
DK	3%	3%	3%	3%	8%	8%	6%	6%	6%	6%

An analysis of the influence of the socio-demographic characteristics of European Union citizens on the replies to this question highlights the fact that the younger the respondent the more he or she is optimistic about the next twelve months, especially as regards the aspects concerning his or her personal situation.

The differentials between the number of 'better' replies from those aged between 15 and 24 and those in the 55 and over age group are:

- +40 points for their life in general,
- +37 points for their personal job situation,
- +29 points for the financial situation of their household.

As regards the national dimensions, young people are also more optimistic than older people, although the differences are less marked. The differentials between the number of "better" replies are:

- +13 points for the employment situation,
- +10 for the economic situation.

	Your life in general				The financial situation of your household				Your personal job situation				The economic situation in (our country)				The employment situation in (our country)			
	15-24	25-39	40-54	55+	15-24	25-39	40-54	55+	15-24	25-39	40-54	55+	15-24	25-39	40-54	55+	15-24	25-39	40-54	55+
Better	56%	49%	30%	16%	38%	37%	23%	9%	42%	34%	20%	5%	24%	22%	18%	14%	26%	22%	17%	13%
Worse	4%	8%	12%	17%	10%	14%	20%	22%	6%	10%	13%	7%	27%	34%	42%	42%	32%	39%	46%	46%
Same	38%	40%	54%	63%	47%	46%	54%	67%	44%	52%	63%	74%	38%	40%	36%	37%	35%	35%	33%	33%

Expectations for the next twelve months (by country)

	Your life in general			The financial situation of your household			Your personal job situation			The economic situation in (our country)			The employment situation in (our country)		
	Better	Worse	Same	Better	Worse	Same	Better	Worse	Same	Better	Worse	Same	Better	Worse	Same
EU25	34%	11%	51%	24%	18%	55%	22%	9%	61%	19%	37%	38%	18%	42%	34%
BE	35%	8%	56%	24%	11%	64%	19%	4%	69%	16%	46%	37%	14%	52%	32%
CZ	32%	12%	55%	23%	17%	58%	17%	11%	58%	24%	29%	42%	21%	34%	40%
DK	41%	3%	54%	33%	6%	60%	21%	3%	73%	24%	12%	60%	30%	21%	45%
DE	20%	15%	65%	14%	23%	62%	14%	12%	64%	17%	48%	33%	15%	54%	29%
EE	43%	8%	46%	34%	10%	54%	26%	6%	53%	35%	14%	45%	32%	17%	41%
EL	33%	22%	42%	19%	25%	54%	17%	15%	61%	11%	59%	27%	8%	63%	25%
ES	40%	9%	48%	30%	13%	54%	27%	9%	59%	24%	26%	40%	25%	29%	36%
FR	42%	10%	45%	29%	17%	50%	26%	6%	59%	17%	42%	35%	19%	50%	26%
IE	49%	4%	43%	37%	6%	52%	29%	4%	60%	34%	14%	42%	33%	17%	41%
IT	37%	14%	44%	24%	18%	54%	27%	12%	57%	19%	43%	33%	16%	46%	32%
CY	35%	16%	43%	16%	29%	52%	14%	18%	57%	15%	56%	23%	11%	61%	20%
LV	42%	11%	43%	34%	16%	47%	24%	8%	43%	27%	26%	40%	27%	20%	45%
LT	35%	15%	46%	28%	16%	51%	23%	19%	38%	30%	23%	41%	34%	20%	37%
LU	30%	5%	63%	21%	7%	69%	16%	6%	73%	18%	29%	45%	14%	55%	26%
HU	28%	21%	49%	19%	29%	51%	12%	20%	55%	16%	41%	39%	14%	44%	36%
MT	40%	13%	39%	20%	18%	57%	18%	13%	45%	23%	36%	28%	23%	40%	24%
NL	29%	7%	62%	25%	19%	56%	23%	8%	59%	23%	29%	46%	25%	38%	33%
AT	24%	9%	65%	18%	12%	68%	18%	6%	67%	15%	32%	48%	13%	42%	39%
PL	36%	15%	43%	25%	22%	49%	21%	9%	62%	22%	32%	36%	22%	36%	37%
PT	20%	27%	48%	14%	31%	53%	11%	17%	66%	9%	60%	27%	8%	59%	29%
SI	31%	9%	59%	21%	16%	62%	16%	8%	70%	17%	35%	43%	12%	50%	36%
SK	34%	17%	46%	26%	27%	44%	20%	16%	49%	25%	32%	38%	26%	38%	31%
FI	38%	4%	58%	25%	5%	69%	18%	4%	76%	14%	27%	56%	14%	41%	44%
SE	48%	3%	47%	33%	12%	54%	29%	4%	61%	16%	31%	48%	20%	38%	38%
UK	42%	5%	49%	31%	11%	54%	25%	5%	60%	15%	27%	46%	16%	28%	43%
BG	22%	18%	56%	16%	24%	55%	13%	12%	64%	17%	20%	49%	15%	23%	45%
HR	30%	18%	48%	24%	22%	51%	18%	11%	50%	16%	41%	38%	17%	44%	34%
RO	41%	17%	36%	35%	20%	37%	26%	11%	33%	33%	25%	30%	24%	40%	24%
TR	44%	15%	31%	35%	18%	41%	31%	14%	47%	40%	27%	23%	33%	35%	25%
CY (fcc)	53%	11%	27%	47%	11%	37%	41%	7%	43%	48%	16%	27%	42%	16%	30%

An analysis by country of the expectations of European citizens for the coming year highlights the following points:

- ◆ As was the case last autumn, the **Irish** are still among the most optimistic for each of the dimensions reviewed.
- ◆ In Ireland and Sweden, almost one out of two citizens expects **their life in general** to get better over the next twelve months. Citizens in Portugal are the most pessimistic on this subject, since 27% of them believe that their life will be worse next year. Finally, almost two-thirds of Germans and Austrians expect things to be more or less unchanged.
- ◆ Citizens in Portugal, and to a lesser extent those in Cyprus and Hungary are more negative about **projected changes in the financial situation of their household**. Moreover, more than two-thirds of citizens in Luxembourg, Finland and Austria expect their situation in this area to remain the same.
- ◆ One fifth of Hungarians believe that **their personal job situation** will get worse over the next year. A majority of citizens in Finland, Denmark and Luxembourg expect their situation to be the same.
- ◆ Whilst, in terms of the European average, only 19% of people interviewed consider that **their country's economic situation** will improve over the next twelve months, it is noteworthy that 40% of Turkish citizens and more than a third of citizens in Estonia and Ireland take that view. On the other hand, more than half of respondents are pessimistic on this subject in Portugal, Greece and Cyprus.
- ◆ As regards **the national employment situation**, optimism is the highest in Lithuania, Ireland and Estonia. It must however be pointed out that such optimism concerns only a third of respondents. Pessimism is particularly high in Greece (63%), Cyprus (61%), Portugal (59%), as well as in Luxembourg (55%), Germany (54%), Belgium (52%), France (50%) and Slovenia (50%).

The way in which European Union citizens view their future is also addressed in detail in the part of this report devoted to the new Lisbon strategy (see point II. of this report).

2. The political climate

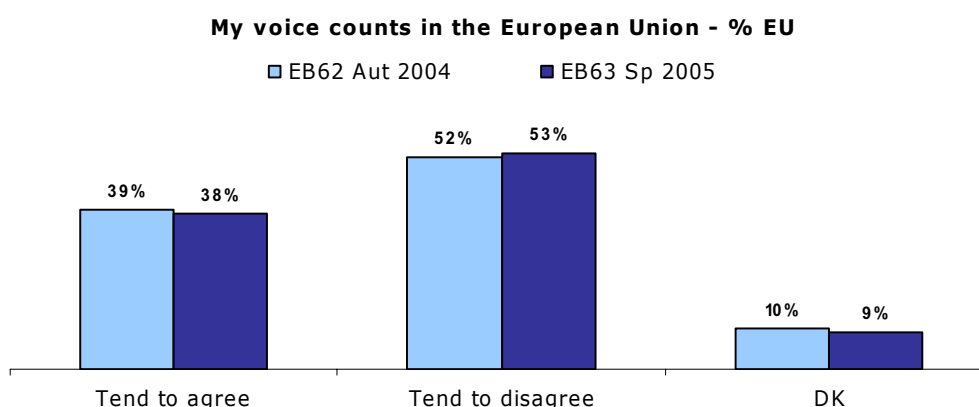
The European Constitution ratification process, which varies according to the Member States, has relaunched the debate on the way democracy works and the political climate within the European Union. We shall address here three aspects of this subject:

- ◆ The feeling that the voice of each citizen counts in Europe;
- ◆ The satisfaction of European citizens with the way democracy works in their country and also in the European Union;
- ◆ The confidence that citizens have in the various institutions and media, political and social organisations.

2.1. The feeling among citizens that their voice counts

- A majority of citizens believe that their voice does not count in the European Union -

53% of European citizens consider that their voice does not count in the European Union, while 38% take the opposite view: this result confirms the views expressed last autumn⁹.



Citizens who studied longer, leaders of opinion¹⁰, citizens with a higher level of knowledge about the European Union, those who have confidence in the European Union and those who perceive the benefits of European Union membership tend more to believe that their voice counts in the European Union.

⁹ QA14.4. Please tell me for each statement, whether you tend to agree or tend to disagree ?
My voice counts in the European Union

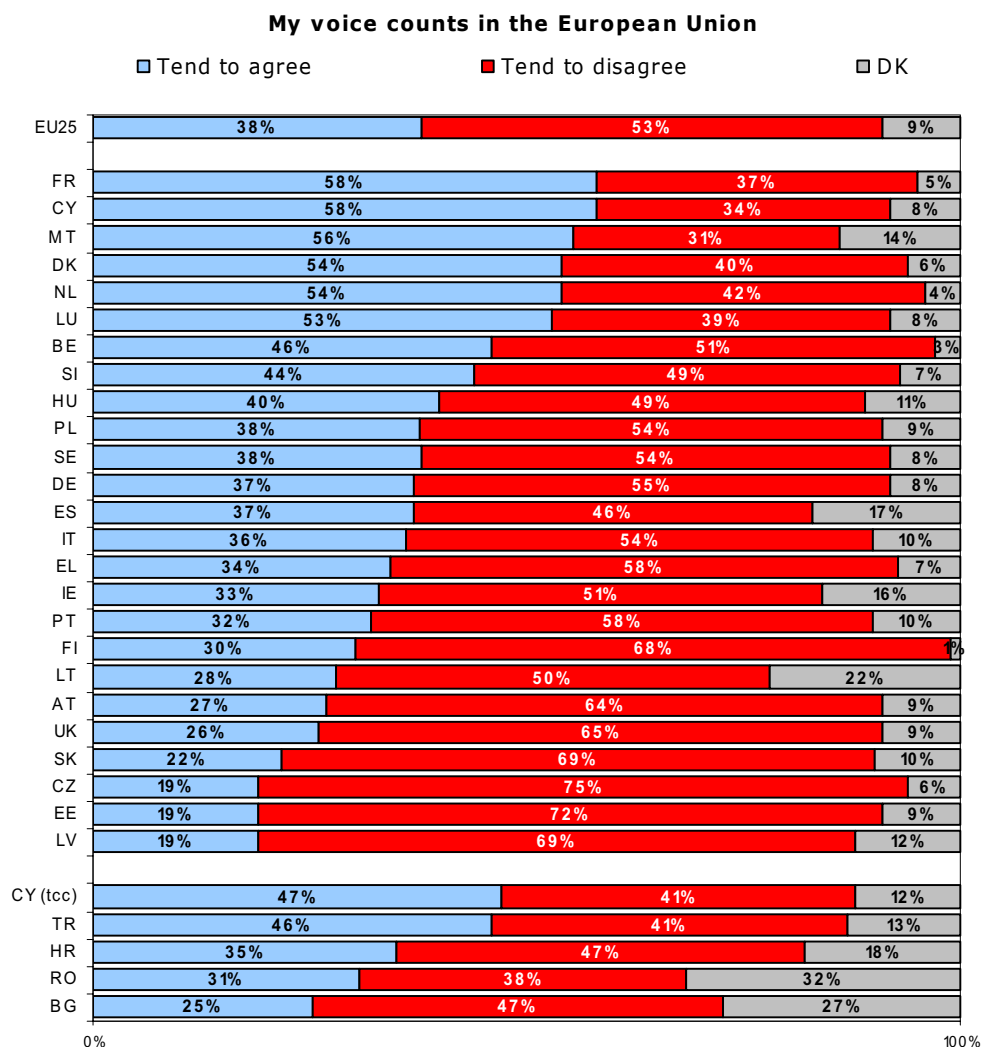
¹⁰ See the definition of this indicator in the introduction to this report.

There is no real divergence on this point between the old and new Member States, even if slightly fewer citizens of the latter consider that their voice counts in the European Union.

It is to be noted that the size of the country in which the respondent lives is not a determining criterion: for example 55% of Germans and 54% of Poles consider that their voice does not count in the European Union, while 58% of French citizens (interviewed, it should be borne in mind, during the period preceding or following the referendum of 29 May on the European Constitution) and Cypriots believe the opposite.

The feeling that their voice does not count in the European Union is strongest among citizens in the Czech Republic, Estonia, Slovakia, Latvia, Finland and the United Kingdom.

Finally, a high percentage of the population in the accession countries felt unable to express an opinion (32% in Rumania and 27% in Bulgaria).



2.2. Satisfaction with regard to democracy

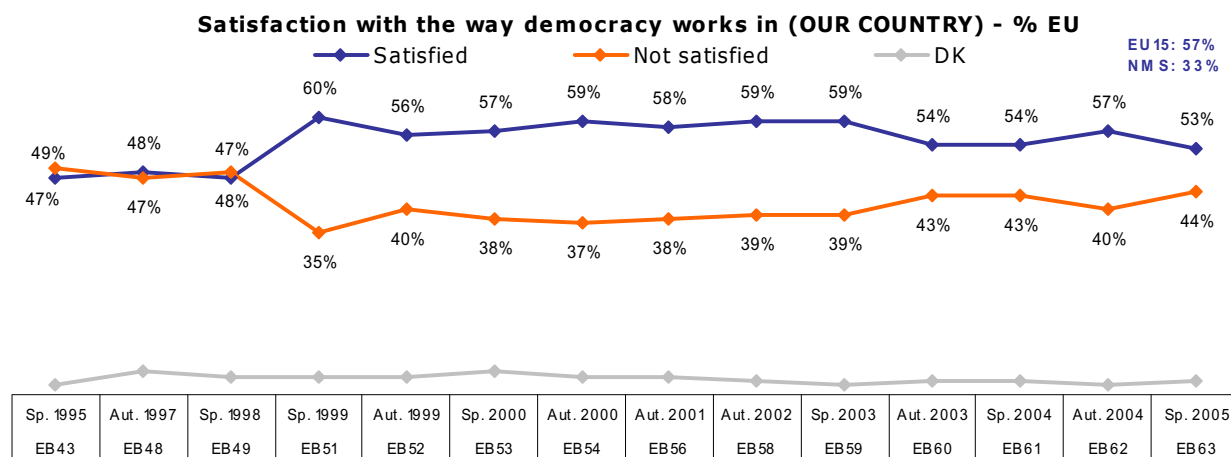
2.2.1. The way democracy works at national level

- A majority of citizens are still satisfied with the way democracy works in their country -

In the spring 2005 survey, 53% of respondents declared that they are satisfied with the way democracy works in their country, i.e. four points less than last autumn¹¹. Although this result is close to that recorded a year ago, it is nevertheless the lowest level of satisfaction on this point over the last 6 years. This is due in particular to the integration of the results obtained in the ten new Member States.

The results obtained on this aspect in the 15 old Member States differ considerably from those recorded in the 10 new Member States, reflecting a real crisis of political representation in certain Eastern European Union countries.

The level of satisfaction in the fifteen old Member States is 57% compared with only 33% in the ten new Member States.
































¹¹ QA34a. On the whole, are you very satisfied, fairly satisfied, not very satisfied or not at all satisfied with the way democracy works in (OUR COUNTRY) ?

In the European Union, levels of dissatisfaction are particularly high in Slovakia (72%, compared with 44% on average), Lithuania (72%) and Hungary (71%). Some 67% of citizens in Poland are also dissatisfied with the way democracy works in their country. These figures illustrate undoubtedly the current political crisis in certain Eastern European Union countries.

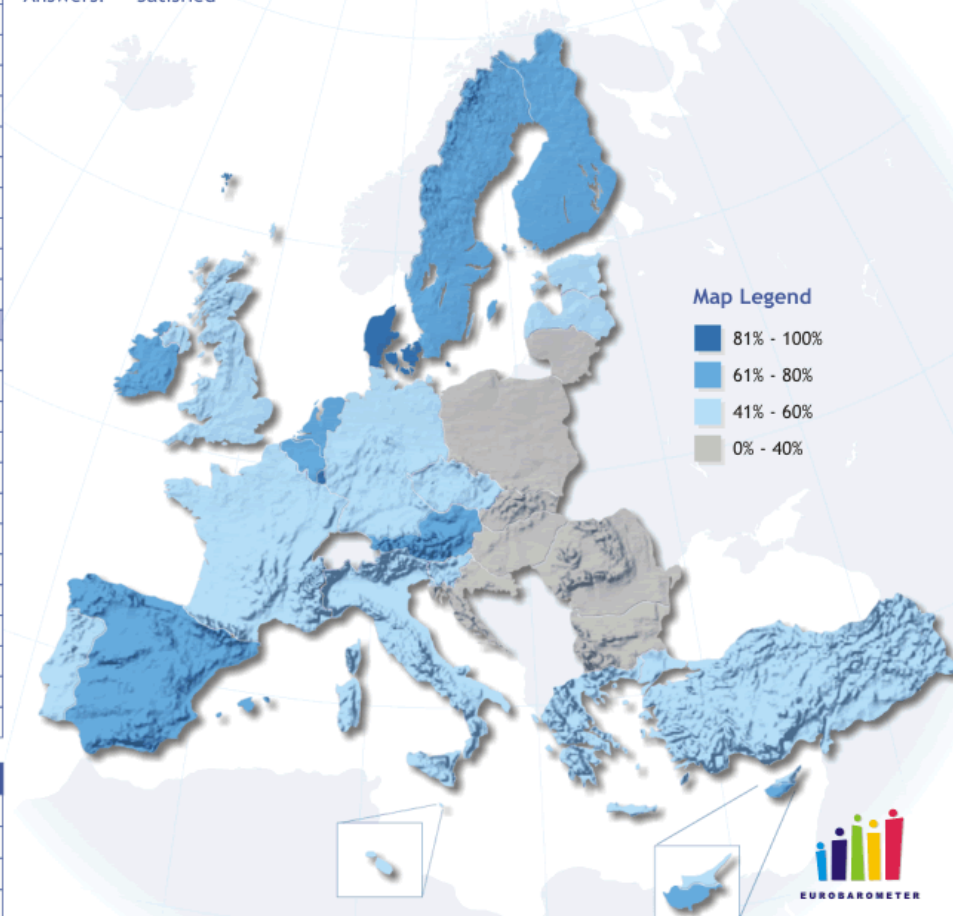
The least criticised democratic systems are those of Northern Europe, chiefly Denmark (a level of satisfaction of 92%, i.e. 39 points above the average), Luxembourg (82%) and Finland (77%). On the other hand, a majority of respondents in Italy and Portugal are dissatisfied with the way democracy works in their country (55%).

Likewise, outside the current European Union countries, views tend to be equally negative: 78% of Croatians and 76% of Bulgarians also consider that democracy does not work in their country, confirming the views expressed in the previous Eurobarometer survey.

Country Results		
 Denmark	92%	
 Luxembourg	82%	
 Finland	77%	
 Ireland	71%	
 The Netherlands	71%	
 Sweden	71%	
 Austria	68%	
 Cyprus*	68%	
 Spain	67%	
 Belgium	65%	
 United Kingdom	60%	
 Slovenia	56%	
 European Union (25)	53%	
 Germany	53%	
 Greece	53%	
 France	53%	
 Czech Republic	48%	
 Malta	48%	
 Italy	44%	
 Estonia	44%	
 Latvia	44%	
 Portugal	41%	
 Poland	29%	
 Hungary	27%	
 Slovakia	26%	
 Lithuania	24%	
*Northern Part of Cyprus (55%)		
Other Countries		
 Turkey	56%	
 Romania	29%	
 Bulgaria	20%	
 Croatia	20%	

Question: 34a. On the whole, are you very satisfied, fairly satisfied, not very satisfied or not at all satisfied with the way democracy works in (OUR COUNTRY)?

Answers: Satisfied



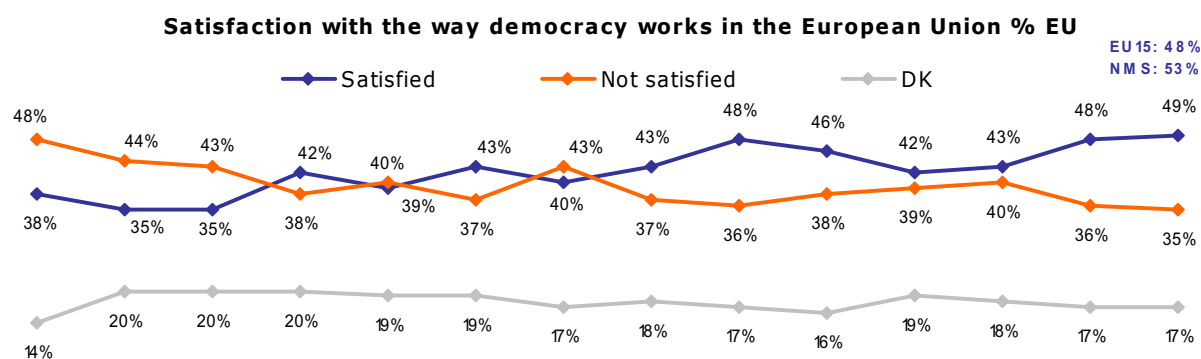
2.2.2. The way democracy works in the European Union

- Lower levels of satisfaction with the way democracy works at European level -

While 53% of respondents are satisfied with the way democracy works in their country, only 49% declared that they are satisfied with the way democracy works in the European Union¹².

This result is more or less the same (+1 point) as that recorded during the survey carried out last autumn. Furthermore, more than one third of respondents declared that they are dissatisfied (35%, -1 point) and 17% are undecided. Although the change in the level of satisfaction is insignificant, the fact remains that the current level of satisfaction is the highest ever recorded.

The chart below shows changes on this aspect over the past ten years. Although in 1995 there were more respondents dissatisfied with the democratic system in the European Union than satisfied respondents, the curves have gradually moved closer together and crossed in 1999 just before the European elections. After a period of uneven development, we are now slightly above the record level measured in autumn 2002.



Sp. 1995	Aut. 1997	Sp. 1998	Sp. 1999	Aut. 1999	Sp. 2000	Aut. 2000	Aut. 2001	Aut. 2002	Sp. 2003	Aut. 2003	Sp. 2004	Aut. 2004	Sp. 2005
EB43	EB48	EB49	EB51	EB52	EB53	EB54	EB56	EB58	EB59	EB60	EB61	EB62	EB63

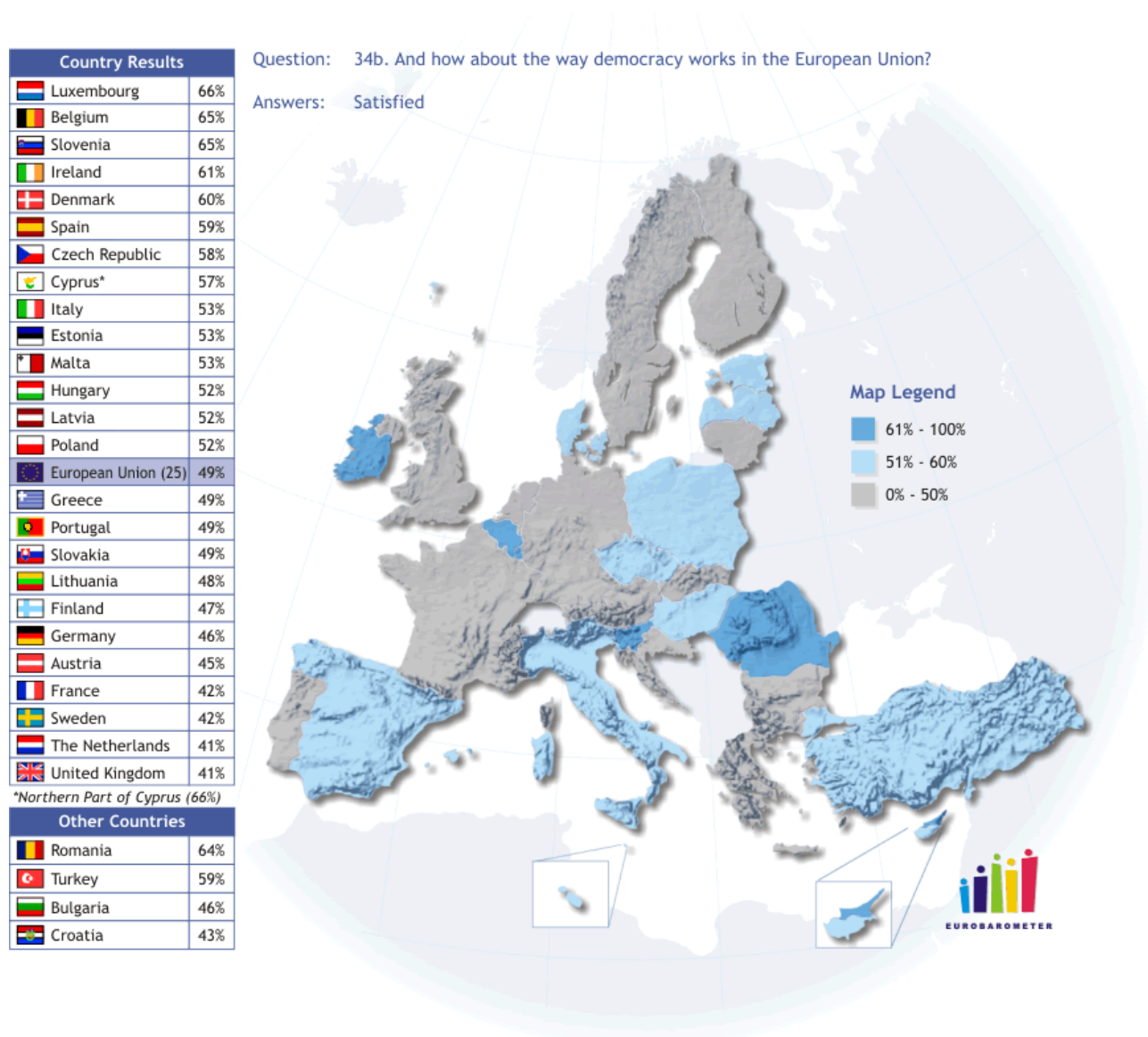
Unlike the divergence noted previously between the new Member States and the old Member States, the results for these two geo-political zones are similar on this point. Nevertheless, 48% of citizens in the fifteen old Member States are satisfied with the way democracy works in the European Union, i.e. 9 points less than the score recorded at national level. The corresponding percentage in the ten new Member States is 53%, i.e. 20 points higher than at the national level.

¹² QA34b. On the whole, are you very satisfied, fairly satisfied, not very satisfied or not at all satisfied about the way democracy works in the European Union ?

Almost two-thirds of citizens in Luxembourg, Belgium and Slovenia are satisfied with way democracy works in the European Union. Dutch citizens (+6 points of dissatisfaction compared with six months earlier) and Finnish citizens (+2 points) are more divided on this question. Those two countries have the highest level of dissatisfaction (50% and 48% respectively).

There is a fairly high percentage of “don’t know” replies among the new European citizens, who still seem to be slightly hesitant about expressing an opinion on this subject.

Outside the current European Union countries, citizens in Rumania (64%) are more positive than Croatians (43%) about the way democracy works in the European Union. As regards Bulgaria, 38% of respondents there felt unable to express an opinion. These results have changed very little since the last survey.



2.3. Confidence in certain institutions and organisations

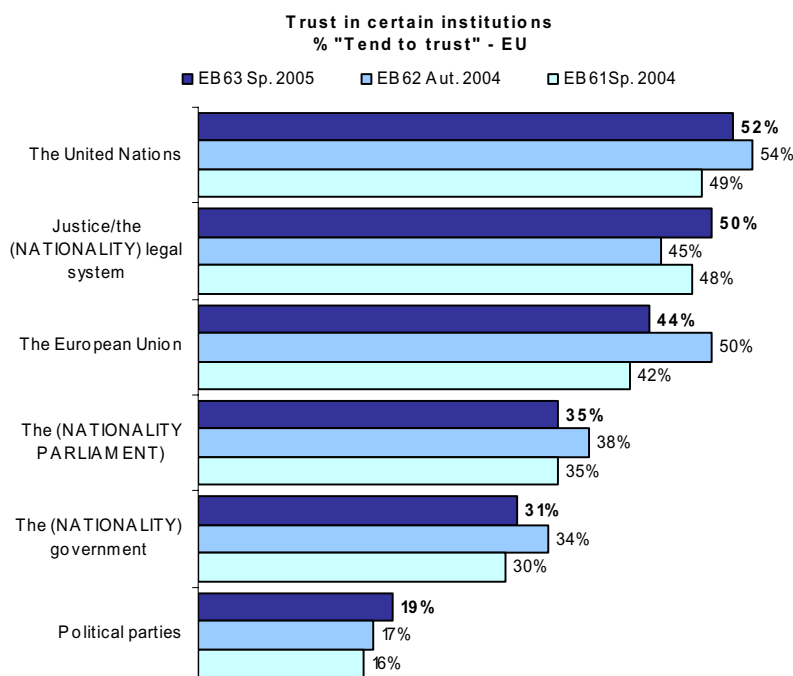
Confidence in certain institutions is an additional indicator which helps to assess the socio-political climate in the European Union¹³. The question used differs slightly from the one used in the last survey, since the list of institutions on which respondents were asked to express their view has been reduced considerably (6 instead of 15 for the last survey). We have established a parallel with the last two Eurobarometer surveys in order to identify the general trend.

- Citizens have the most confidence in the UNO -

Among the six institutions reviewed at the beginning of 2005, it is again the **United Nations Organization** in which European Union citizens have the greatest confidence (52%). Next, one in two persons interviewed declared that they tend to have confidence in the justice and legal system of their country (50%)

44% of respondents have confidence in the **European Union**, 6 points lower than last autumn. This score is however higher than that recorded a year ago (42%)¹⁴.

Confidence in national political institutions, namely **national parliaments and governments** has fallen slightly compared with six months ago and is now at a level similar to that recorded a year ago: approximately one third of respondents have confidence in them. Although confidence in political parties is slightly higher, they still have a real problem in terms of image: only 19% of respondents have confidence in them.



¹³ QA7. I would like to ask you a question about how much trust you have in certain institutions. For each of the following institutions, please tell me if you tend to trust it or tend not to trust it ?

¹⁴ The level of confidence inspired by the European Union is addressed in detail in point IV. 2.4. of this report.

3. The concerns of citizens

3.1. The main concerns at national level

Although citizens tend to be satisfied with their current life and are relatively optimistic about their future, they are more negative with regard to certain aspects of life in their country, such as the national economy or employment situation. That pessimism is clear in the replies of respondents concerning the two most important problems confronting their country.

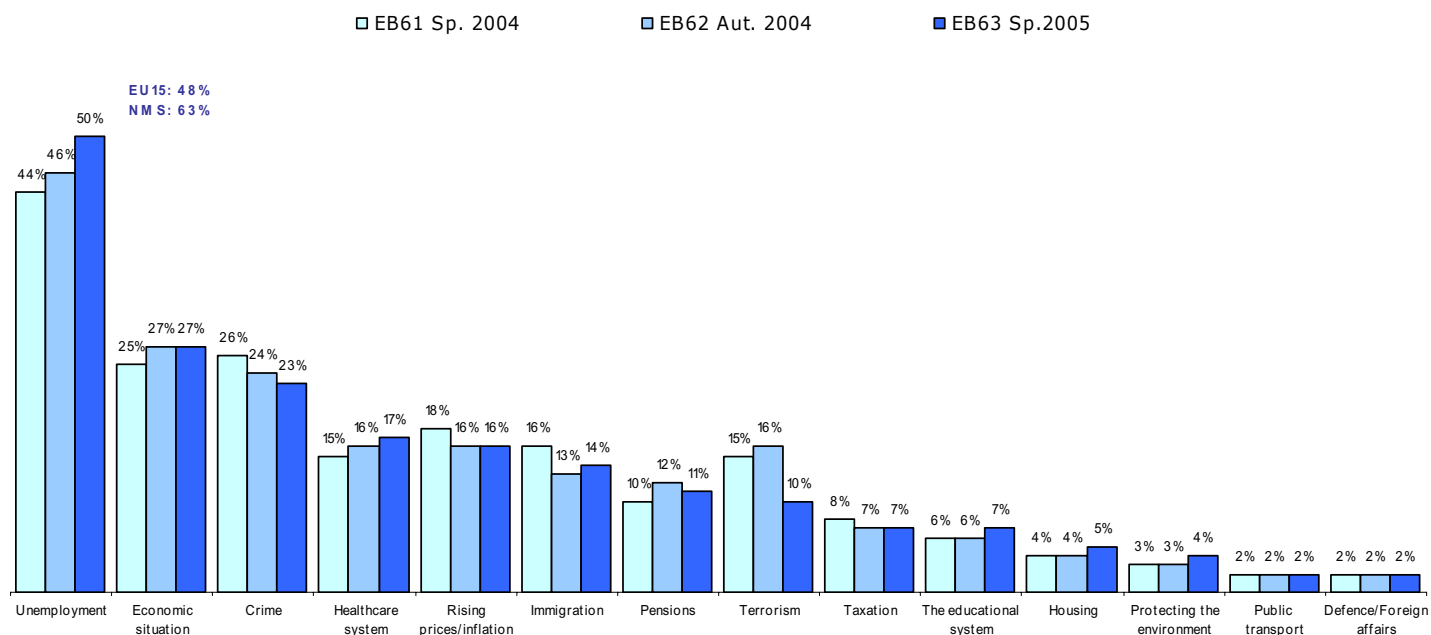
- Unemployment: still at the heart of concerns -

Unemployment is the preponderant concern: advanced by 50% of respondents, it is still the main worry among citizens and the level of concern has grown constantly since 2003 (+4 points since last autumn and +9 points since the beginning of 2003)¹⁵.

As in autumn 2004, at 63% (+1 point) concerns about unemployment are particularly high in the new Member States compared with 48% in the fifteen old member states. It is to be noted that the perception is more negative within the euro zone (55%) than it is in the fifteen old member states. The economic situation remains a cause for concern for just over a quarter of the population (27%); this score is very stable. Finally, insecurity is once again in third place with a score of 23%. This survey carried out in spring 2005 confirms the declining importance that citizens attach to insecurity (-1 point compared with October 2004 and -4 points in total since the beginning of 2003).

Health systems, price increases, immigration and pensions form a second group of concerns with scores ranging between 17% and 11% respectively.

The two most important issues facing (OUR COUNTRY) at the moment - % EU



¹⁵ QA26. What do you think are the two most important issues facing (OUR COUNTRY) at the moment ?

The two most important problems facing each country at the current time

	Un-employment	Economic situation	Crime	Healthcare system	Rising prices/inflation	Immigration	Pensions	Terrorism	Taxation	The educational system	Housing	Protecting the environment	Public transport	Defence/Foreign affairs
EU25	50%	27%	23%	17%	16%	14%	11%	10%	7%	7%	5%	4%	2%	2%
EU15	48%	27%	22%	14%	16%	16%	11%	12%	7%	8%	5%	4%	2%	2%
NMS10	63%	26%	27%	29%	15%	3%	10%	3%	6%	3%	4%	2%	3%	1%
BE	59%	22%	19%	6%	23%	18%	11%	4%	13%	3%	7%	5%	5%	0%
CZ	48%	26%	32%	33%	9%	4%	19%	2%	7%	4%	5%	2%	3%	0%
DK	33%	10%	43%	19%	3%	31%	4%	12%	6%	14%	4%	12%	2%	4%
DE	81%	42%	14%	10%	9%	6%	13%	3%	4%	12%	0%	1%	1%	1%
EE	30%	20%	38%	32%	27%	3%	12%	1%	7%	11%	1%	3%	1%	4%
EL	64%	42%	17%	7%	33%	6%	10%	2%	7%	4%	0%	1%	0%	3%
ES	28%	12%	16%	3%	13%	30%	7%	46%	2%	2%	20%	2%	1%	1%
FR	67%	25%	21%	9%	24%	11%	11%	5%	5%	6%	6%	6%	1%	1%
IE	9%	5%	51%	49%	28%	12%	5%	4%	5%	5%	11%	5%	5%	1%
IT	36%	37%	23%	6%	32%	15%	7%	7%	14%	2%	1%	2%	5%	1%
CY	17%	21%	46%	17%	36%	9%	2%	5%	8%	8%	1%	3%	7%	11%
LV	35%	26%	15%	25%	55%	2%	13%	1%	7%	7%	3%	1%	0%	2%
LT	36%	25%	44%	16%	28%	7%	11%	1%	20%	3%	3%	1%	0%	1%
LU	49%	16%	10%	8%	18%	16%	5%	7%	4%	25%	17%	8%	9%	4%
HU	49%	33%	29%	27%	18%	3%	10%	2%	8%	4%	8%	3%	2%	0%
MT	40%	42%	14%	4%	23%	17%	20%	1%	12%	3%	4%	9%	3%	1%
NL	18%	40%	37%	36%	2%	13%	8%	22%	2%	8%	2%	4%	2%	3%
AT	63%	21%	24%	9%	20%	16%	14%	3%	4%	10%	1%	2%	6%	1%
PL	78%	23%	23%	31%	12%	2%	8%	3%	4%	2%	2%	2%	3%	1%
PT	64%	42%	15%	13%	26%	5%	9%	2%	10%	2%	1%	0%	1%	1%
SI	50%	31%	13%	19%	14%	2%	23%	1%	23%	6%	9%	2%	1%	2%
SK	59%	33%	30%	19%	17%	1%	7%	6%	5%	7%	3%	2%	2%	2%
FI	62%	14%	16%	37%	13%	7%	9%	3%	15%	6%	2%	7%	2%	5%
SE	57%	25%	24%	40%	1%	8%	3%	2%	8%	16%	1%	9%	1%	2%
UK	11%	8%	31%	30%	3%	31%	19%	14%	7%	15%	7%	9%	3%	5%
BG	57%	39%	26%	19%	17%	8%	14%	3%	4%	3%	1%	1%	1%	1%
HR	76%	51%	35%	6%	8%	0%	11%	1%	2%	2%	3%	1%	1%	1%
RO	23%	46%	28%	25%	26%	2%	14%	4%	7%	4%	6%	2%	1%	1%
TR	72%	37%	15%	7%	11%	2%	2%	29%	3%	12%	0%	0%	2%	2%
CY (tcc)	48%	30%	44%	5%	9%	10%	1%	3%	3%	7%	6%	2%	3%	15%

An analysis of the results by country highlights important differences in the breakdown of replies according to the dimensions under consideration:

- ◆ **Unemployment** represents one of the two main problems facing their country for 81% of respondents in Germany and 78% in Poland; it also obtains a high score in France (67%), Portugal (64%), Greece (64%) and Austria (63%). Outside the current European Union countries, 76% of Croatians and 72% of Turkish citizens chose this problem. Conversely, barely one out of ten interviewees is concerned about this issue in the United Kingdom (11%) and Ireland (9%).
- ◆ **The economic situation** is a cause for concern mainly for respondents in Croatia (51%), Rumania (46%), Germany (42%), Greece (42%), Malta (42%), Portugal (42%) and The Netherlands (40%). On the other hand, as with unemployment, the economic situation seems far less of a cause for concern in the United Kingdom (8%) and Ireland (5%).
- ◆ **Insecurity** seems to be a particularly important cause for concern in Ireland, where half of the respondents consider that it is one of the two most important problems facing their country at the current time (51%). This is also the view in Cyprus (46%), Lithuania (44%), Denmark (43%) and Estonia (38%). In those five countries, as in the United Kingdom, insecurity is the problem most frequently raised by respondents.
- ◆ **Health systems** are seen more as a problem in the new European Union Member States (29%) than in the fifteen old Member States (14%). However, Ireland and Sweden have the highest scores on this point (49% and 40% respectively).
- ◆ European opinion is divided about **price rises and inflation**. While 55% of respondents in Latvia consider this to be one of the two main problems confronting their country (that country is the only one in which inflation tops the list of concerns), the corresponding percentage in Sweden is only 1%.
- ◆ **Immigration** seems to be more of a cause for concern among citizens of the fifteen old Member States (16% versus 3% in the ten new Member States); the highest scores are in Denmark (31%), the United Kingdom (31%) and Spain (30%), as was the case last autumn.
- ◆ **The problem of pensions** is more a cause for concern in Slovenia (23%) and Malta (20%) than elsewhere in Europe.
- ◆ **Terrorism**, which was mentioned by 10% of European Union citizens on average, has fallen by six points since last autumn. Although lower, the score is considerably higher in Spain (46%, -13 points). It would appear that the terrorist attacks in Madrid on 11 March 2004 are still fresh in the minds of Spaniards. It should be borne in mind that this survey was carried out before the terrorist attacks in London in July 2005.
- ◆ Concern about their **educational system** is highest among citizens in Luxembourg (25%); **housing** concerns are highest in Spain (20%); **protection of the environment** obtains its highest score among Danes (12%), while **defence and foreign policy** score highly in Cyprus (11%).

3.2. The European Union's role in various areas

We shall now examine how Citizens view the role played by the European Union in the various areas referred to above¹⁶.

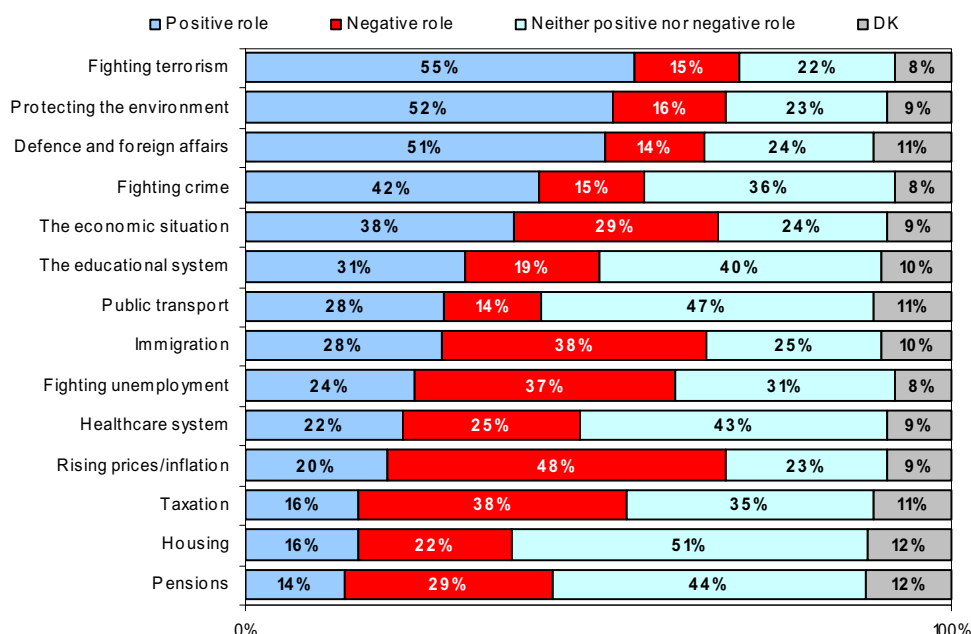
- Positive action in combating terrorism, protecting the environment and foreign and defence policy -

As last autumn, the efforts made by the European Union to combat terrorism receive the highest level of satisfaction: 55% of respondents consider that the European Union plays a positive role in this area (-2 points). More than half of European citizens also perceive the positive role played by the European Union as regards the protection of the environment (52%, unchanged) and foreign and defence policy (51%, -2 points). As we saw earlier, these areas are not among the main concerns of European Union citizens.

The main cause for concern among European citizens is still unemployment. However, citizens tend to be fairly critical about the European Union's actions in this area: 24% of respondents believe that the European Union plays a positive role in this area (-1 point), while 37% believe on the contrary that the European Union plays a negative role in the area of combating unemployment (unchanged) and 31% (+1 point) consider that its role is neither positive nor negative.

It is still mainly in the area of price rises and inflation that citizens are the most critical: almost one in two citizens considers that the European Union's action in this area is negative (48%, -1 point). This is also the case as regards taxes (38%, -2 points) and immigration (38%, unchanged).

Role played by the European Union in the national issues - EU25



¹⁶ QA27. And for each of the following issues (OUR COUNTRY), do you think that the European Union plays a positive role, a negative role or neither a positive nor negative role ?

The table below shows the analysis of the two questions that have been discussed in this part of the report: on the one hand, the number of times the various problems confronting the Member States are mentioned and, on the other hand, the perception of the role played by the European Union in combating these problems.

	Issue	Role played by the EU			
		Positive role	Negative role	Neither .. nor .. role	DK
Unemployment	50%	24%	37%	31%	8%
Economic situation	27%	38%	29%	24%	9%
Crime	23%	42%	15%	36%	8%
Healthcare system	17%	22%	25%	43%	9%
Rising prices/inflation	16%	20%	48%	23%	9%
Immigration	14%	28%	38%	25%	10%
Pensions	11%	14%	29%	44%	12%
Terrorism	10%	55%	15%	22%	8%
Taxation	7%	16%	38%	35%	11%
The educational system	7%	31%	19%	40%	10%
Housing	5%	16%	22%	51%	12%
Protecting the environment	4%	52%	16%	23%	9%
Public transport	2%	28%	14%	47%	11%
Defence/Foreign affairs	2%	51%	14%	24%	11%

As can be seen, whilst **unemployment** is by far the main concern of the people interviewed (50%), 37% of the respondents feel that the European Union plays a negative role with regards to combating this problem.

Moreover, while 16% of respondents are concerned about **price increases**, 48% consider that the European Union's action in combating inflation is negative. That is also the case as regards **immigration**, which is a cause for concern for 14% of respondents, while 38% perceive the European Union's role in this area as negative.

The problems related to **insecurity** are also a cause for concern for almost a quarter of European Union citizens (23%), with 42% of citizens having a positive perception of the role played by the European Union in this area.

Only 10% of the persons interviewed mentioned **terrorism** as one of the two main problems facing their country. However, it is in the fight against terrorism that European citizens consider that the European Union's action is the most positive, since 55% of respondents consider that the European Union plays a positive role in this area.

Protection of the environment and **defence and foreign policy** are not really immediate concerns of European citizens. However, they represent two areas in which more than one out of two citizens considers that the European Union plays a positive role (52% and 51% respectively).

3.3. The European Union's priorities

After having identified the main problems facing the Member States, we shall now examine what the three actions are to which, according to European citizens, the European Union should give priority.¹⁷

- Increased expectations in the area of combating unemployment and social exclusion -

More than ever, **combating unemployment** (a score of 47%, +3 points) is seen as the top priority for the European Union, followed by the fight against **poverty** and **social exclusion** (44%, +4 points). It is to be noted that these two dimensions have recorded the highest increase since last autumn.

The priority of a **European Union that is closer to its citizens**, for example by giving them more information, has also increased by 3 points and now stands at 19%.

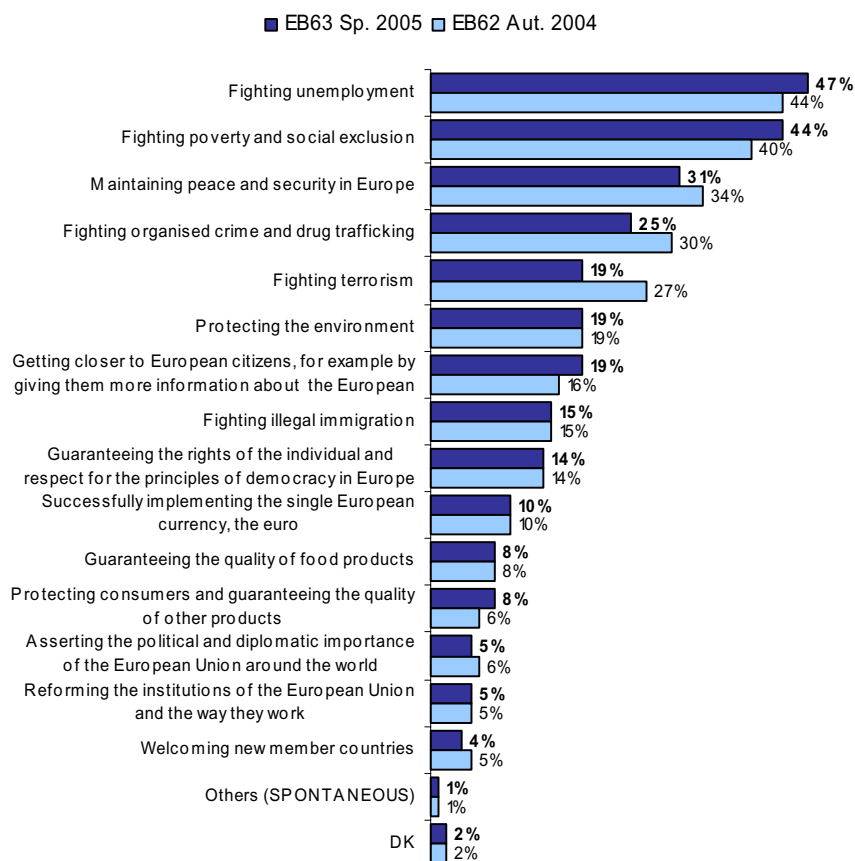
Although **actions relating to security** (maintaining peace and security in Europe, combating organised crime and terrorism) have lower scores than in the past, they continue to give rise to strong expectations: 31% (-3 points since last autumn), 25% (-5) and 19% (-8) respectively.

Protection of the environment comes in sixth place among priorities, ahead of the aspects which fall more within the scope of the actual working and construction of the European Union. The more institutional aspects such as **the reform of the European institutions or further enlargement** seem to be given far less priority by citizens (approximately 5% mention them).

Combating unemployment is the top priority for the European Union for 66% of the persons interviewed in the ten new Member States compared with 44% in the fifteen old Member States. The same applies to the combat against poverty and social exclusion, which is mentioned by 59% of the former compared with 41% for the latter. It is also noteworthy that combating terrorism has fallen by 8 points as an action which should be given priority. This area seems to be given more importance in the 15 old Member States (20%) than in the 10 new Member States (13%).

¹⁷ QA29. From the following list of actions, could you tell me what should be for you, the three actions that the European Union should follow in priority ?

The three actions that the European Union should follow in priority - % EU



When analysed by country, the results show that

- ◆ The three top priorities shown in the above chart are to be found in the vast majority of Member States, even if they are not always in the same order.
- ◆ British and Spanish citizens still seem to attach more importance to combating terrorism. On the other hand, far fewer British than Spanish citizens consider that combating unemployment should be a priority for the European Union.
- ◆ Finally, 29% of Turkish citizens consider that the accession of new Member States should be a priority for the European Union, compared with 5% of Rumanian for example.

The three actions to which the European Union should give priority (by country)

	Fighting unemployment	Fighting poverty and social exclusion	Maintaining peace and security in Europe	Fighting organised crime and drug trafficking	Getting closer to European citizens	Protecting the environment	Fighting terrorism	Fighting illegal immigration	Guaranteeing the rights of the individual and respect for the principles of democracy in Europe	Successfully implementing the single European currency, the euro	Guaranteeing the quality of food products	Protecting consumers and guaranteeing the quality of other products	Reforming the institutions of the European Union and the way they work	Asserting the political and diplomatic importance of the European Union around the world	Welcoming new member countries
EU25	47%	44%	31%	25%	19%	19%	19%	15%	14%	10%	8%	8%	5%	5%	4%
BE	56%	50%	28%	23%	28%	23%	13%	13%	17%	12%	10%	6%	4%	5%	3%
CZ	47%	47%	29%	30%	19%	25%	15%	7%	16%	16%	7%	8%	5%	6%	7%
DK	24%	44%	39%	30%	23%	42%	16%	11%	16%	13%	16%	5%	7%	4%	4%
DE	60%	41%	38%	24%	27%	13%	15%	17%	12%	8%	7%	9%	6%	4%	2%
EE	39%	56%	31%	40%	17%	20%	9%	6%	15%	11%	7%	5%	5%	4%	3%
EL	61%	64%	29%	19%	16%	16%	6%	12%	10%	16%	16%	7%	4%	3%	4%
ES	37%	38%	33%	20%	12%	13%	41%	18%	9%	10%	2%	2%	2%	5%	3%
FR	63%	54%	28%	20%	20%	23%	11%	16%	20%	7%	6%	8%	4%	9%	2%
IE	24%	42%	22%	34%	18%	26%	12%	20%	16%	15%	13%	13%	6%	4%	8%
IT	38%	31%	25%	18%	25%	16%	14%	12%	14%	15%	11%	14%	5%	8%	10%
CY	33%	48%	34%	45%	25%	11%	6%	10%	20%	7%	19%	22%	2%	4%	3%
LV	51%	62%	36%	21%	9%	12%	8%	5%	13%	11%	13%	6%	2%	5%	5%
LT	61%	67%	25%	38%	8%	15%	8%	6%	12%	17%	10%	6%	3%	4%	8%
LU	44%	45%	35%	30%	24%	22%	12%	12%	16%	12%	15%	9%	3%	7%	3%
HU	53%	52%	37%	19%	11%	28%	12%	5%	8%	17%	19%	12%	2%	2%	10%
MT	46%	34%	27%	22%	18%	36%	10%	32%	18%	6%	10%	8%	3%	1%	4%
NL	23%	38%	34%	30%	39%	26%	23%	8%	26%	7%	7%	6%	13%	7%	4%
AT	53%	45%	26%	32%	26%	13%	8%	18%	13%	9%	15%	6%	8%	5%	4%
PL	79%	64%	26%	26%	6%	14%	2%	2%	9%	9%	4%	5%	4%	5%	3%
PT	56%	52%	28%	23%	19%	17%	8%	10%	9%	6%	14%	11%	4%	4%	5%
SI	65%	64%	34%	18%	7%	30%	11%	4%	15%	13%	8%	6%	2%	4%	5%
SK	49%	50%	33%	24%	16%	22%	13%	5%	13%	16%	15%	8%	4%	5%	10%
FI	50%	52%	41%	40%	19%	21%	10%	5%	14%	9%	14%	6%	4%	2%	2%
SE	41%	50%	36%	39%	17%	33%	12%	5%	21%	8%	12%	5%	8%	2%	5%
UK	15%	33%	31%	40%	14%	22%	34%	35%	19%	4%	5%	4%	7%	4%	4%
BG	42%	69%	30%	33%	17%	10%	8%	2%	10%	7%	6%	8%	3%	5%	17%
HR	62%	68%	27%	28%	13%	11%	8%	1%	13%	6%	12%	10%	3%	2%	10%
RO	25%	68%	27%	25%	18%	17%	9%	5%	16%	18%	11%	11%	7%	4%	5%
TR	72%	40%	10%	12%	13%	14%	37%	4%	6%	8%	12%	5%	4%	2%	29%
CY (tcc)	43%	32%	11%	13%	18%	17%	15%	4%	7%	11%	10%	4%	5%	4%	33%

II. THE EUROPEAN ECONOMY AND THE NEW LISBON STRATEGY

1. Economic indicators

In October and November 2004, DG PRESS commissioned a wide-ranging survey in order to establish, in the framework of the Lisbon strategy, the first results, in terms of public opinion, of the progress achieved within the European Union¹⁸. In the context of the relaunch of the Lisbon process, entitled "Growth, jobs", and at a time when employment and the economic situation continue to be, in the opinion of citizens, the main problems confronting their country, it seems more than ever relevant to assess how European opinion has evolved with regard to the problems and objectives identified in Lisbon.

The perception of the economic situation of a country or a region depends on a variety of objective or subjective factors: Gross Domestic Product (GDP), purchasing power, the unemployment rate or quality of life for example.

This first chapter reviews the situation in a wide range of areas, such as the national or European economy, the environment, quality of life and social protection. We shall also analyse changes in terms of results and future prospects compared with the previous study. Finally, we shall examine how European Union citizens expect things to develop in these areas over the next five years. These various indicators will enable us to analyse the context in which European opinion is shaped.

1.1. State of play

- Concerns about unemployment rise even further -

The employment situation at national level is still the area where European Union citizens are the most negative¹⁹. This view has gained ground slightly since last November, and almost four out of five respondents consider that the employment situation in their country is "bad" while only one in five take the opposite view.

% EU25	Aut. 2004			Sp. 2005		
	Good	Bad	Diff.	Good	Bad	Diff.
The employment situation in (OUR COUNTRY)	22%	76%	-54	21%	78%	-57
The situation of the (NATIONALITY) economy	34%	62%	-28	36%	62%	-26
The social welfare situation in (OUR COUNTRY)	42%	53%	-11	47%	49%	-2
The situation of the environment in (OUR COUNTRY)	45%	51%	-6	51%	44%	7
The situation of the European economy	49%	37%	12	50%	36%	14
Your financial situation	59%	38%	21	64%	33%	31
Your quality of life	73%	25%	48	77%	21%	56

¹⁸ http://europa.eu.int/comm/public_opinion/archives/ebs/ebs_215_en.pdf

¹⁹ QD1. How would you judge the current situation in each of the following ? Very good, rather good, rather bad of very bad.

Equally, the **national economic situation** is perceived negatively, even if the percentage of favourable replies has increased by 2 points since the previous survey. Some 62% of respondents consider that the economic situation in their country is poor, while 36% take the opposite view. Once again, opinions on the economic situation at national level differ considerably from those at European level, since 50% of respondents consider that the economic situation within the European Union is good compared with 36% who have a negative view.

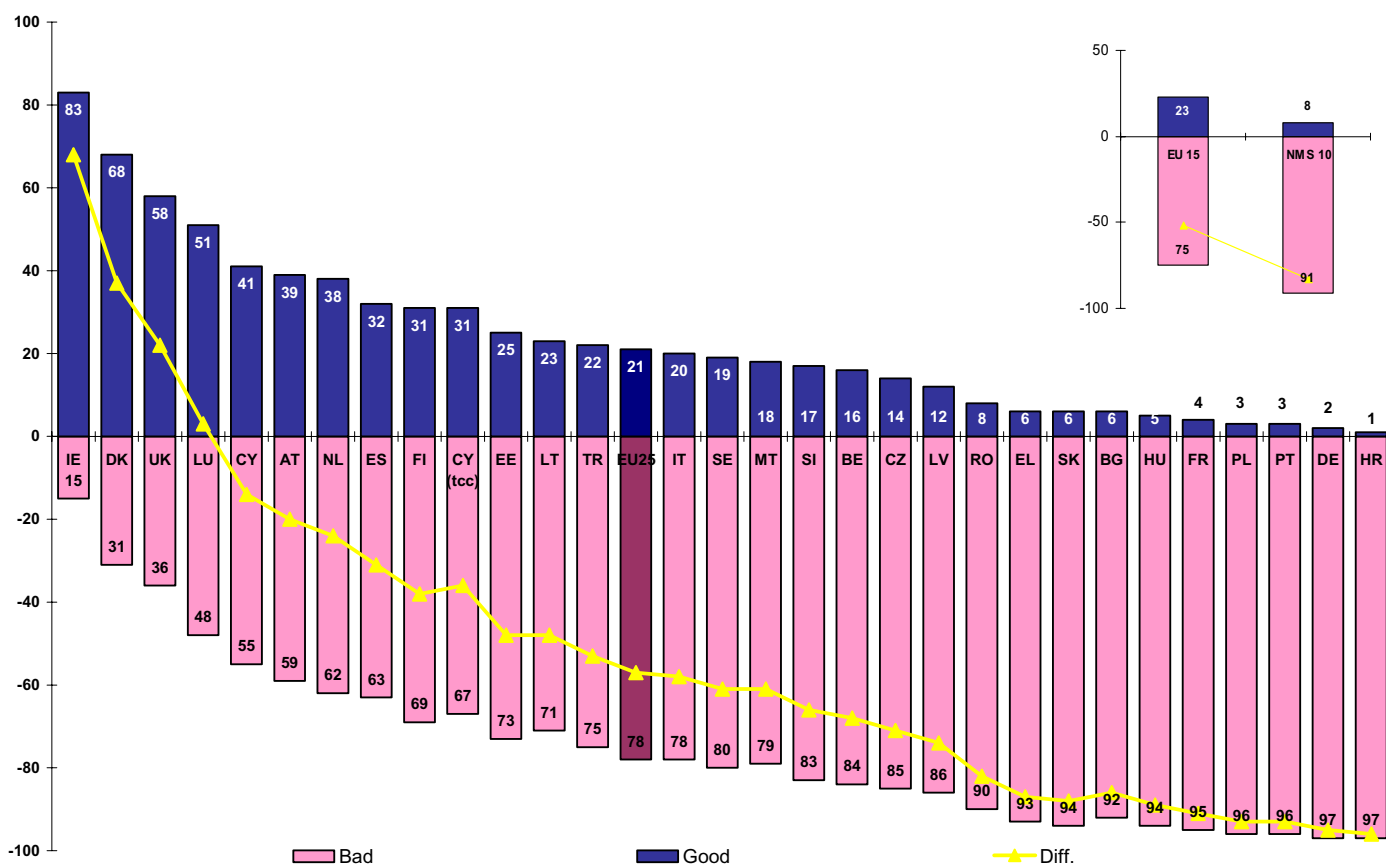
Opinions on **social protection** and the **environmental situation** have changed considerably. Seven months after the first survey, more than half of the citizens interviewed consider that the environmental situation in their country is good (+6 points). Opinions are far more divided on the question of social protection, with 47% of the persons interviewed having a positive opinion compared with 49% who take the opposite view. In this area, the positive score has nevertheless increased by 5 points since last November (the balance between positive and negative replies has fallen from -11 points to -2 points).

As was observed seven months ago, opinions of citizens regarding their **personal situation** and in particular the quality of life of European citizens nuance the somewhat gloomy picture described above. Almost two out of three citizens (64%) recognise that their financial situation is "good" (a difference of 31 points with those who describe their situation as worrying). Equally, more than three out of four persons interviewed described their quality of life as "good". In both cases, positive opinions have increased by 5 and 4 points respectively.

This initial overview of the context highlights the consistency of the replies with those recorded previously: in this latest survey European Union citizens confirm their critical view of the situation at national level, while at the same time expressing their satisfaction with regard to their personal situation.

As regards employment, the overall situation is seen as positive in only four Member States: Ireland, Denmark, the United Kingdom and Luxembourg. Compared with the previous survey, views have evolved negatively in Cyprus, where citizens previously viewed the situation as positive (55% of Cypriots now consider that the employment situation is poor). Once again, it is necessary to point out that the views of citizens have evolved particularly negatively in Germany, Portugal, Poland, France, Hungary, Slovakia and Greece, where almost all the persons interviewed view the employment situation negatively.

QD1.3 How would you judge the current situation in each of the following?
The employment situation in (OUR COUNTRY)



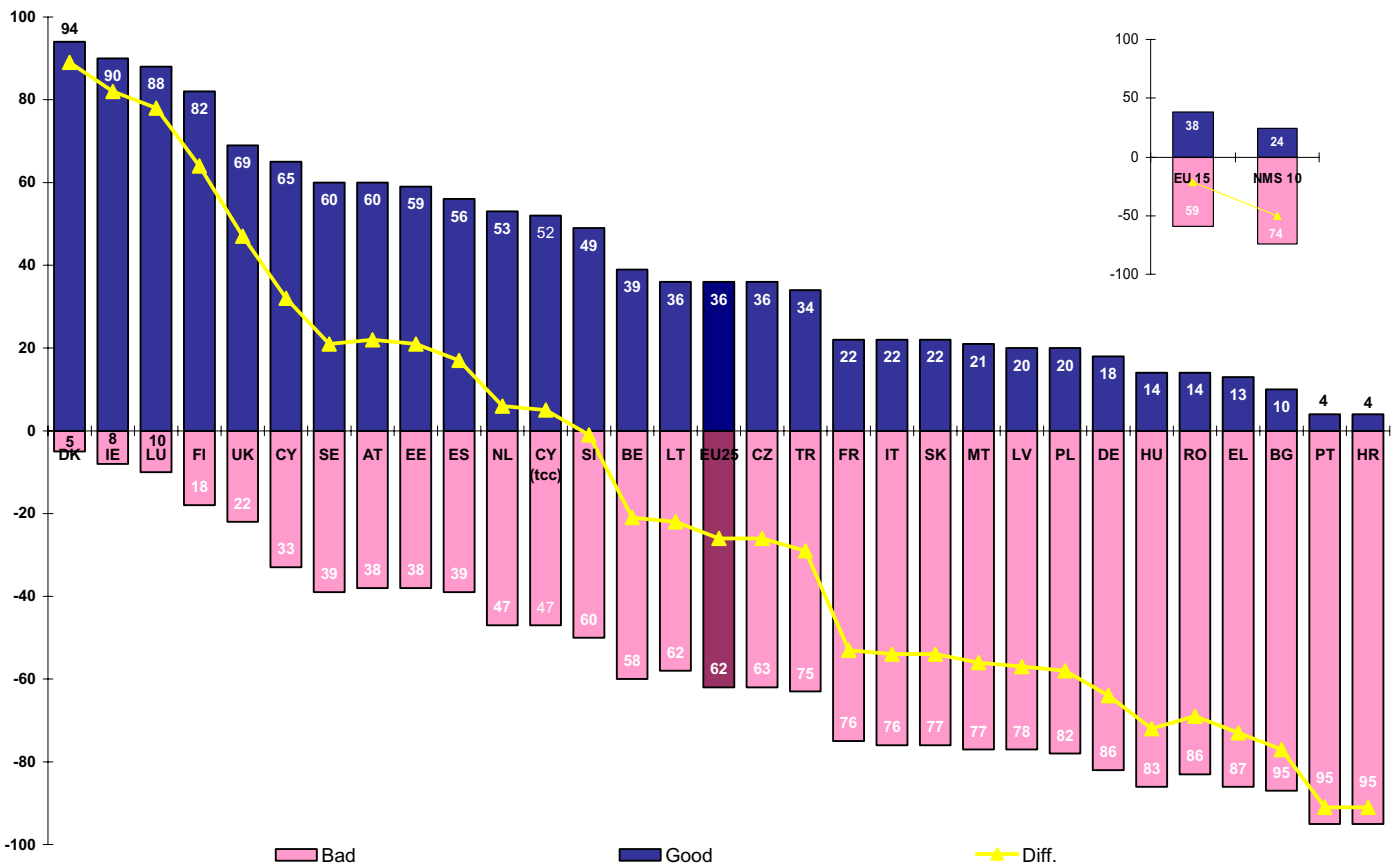
Source : Eurobarometer 63.4 - Spring 2005

The results are relatively homogeneous from a socio-demographic and political point of view. However, not surprisingly, current job-seekers are the most negative on a situation which concerns them directly.

As regards the economic situation at national level, confidence is particularly high in Denmark, Ireland, Luxembourg and Finland. On the other hand, and in line with the situation noted with regard to employment, citizens in Portugal, Greece, Hungary and Germany are very critical in this regard.

The survey also confirms that citizens in the ten new Member States perceive the situation more negatively than those in the fifteen old Member States: 74% versus 59% respectively. Among the fifteen old Member States, citizens in the three countries which are not members of the euro zone (Denmark, the United Kingdom and Sweden) are more positive than the average about their national economy.

QD1.1 How would you judge the current situation in each of the following?
The situation of the (NATIONALITY) economy



Source : Eurobarometer 63.4 - Spring 2005

The situation as regards social protection is, once again, particularly problematic in the ten new Member States: 79% consider that it is bad (-2 points) in those countries compared with 42% (-2 points) in the fifteen old Member States, i.e. a difference of 37 points.

Moreover, although 73% of respondents in the new Member States consider that the European economic situation is "good", only 45% of citizens in the fifteen old Member States share that opinion.

As in November 2004, the **environmental situation** is above all criticised by respondents in Hungary (80% of negative replies), Slovakia (69%), Portugal (66%) and Malta (65%). However, in these countries, except for Hungary, the percentage of negative replies has fallen by between 6 and 10 points. On the other hand, citizens are extremely positive on this issue in Finland (91% of positive replies), Austria (83%), Denmark (78%) and Sweden (73%).

As noted above, only two dimensions are viewed positively by a clear majority of respondents, namely their own financial situation and the quality of life. As regards their **personal financial situation**, citizens in Luxembourg (94%), Finland (88%), Denmark (88%) and The Netherlands (86%) are the most satisfied. In these four countries, the level of satisfaction has even increased slightly since the previous survey. On the other hand, a majority of citizens in Hungary (62%), Portugal (61%) and Slovakia (57%) consider that their personal financial situation is bad. Nevertheless, in general, and even in the latter group of countries, citizens seem relatively less pessimistic than last November.

In socio-demographic terms, citizens in most of the categories studied are positive. However, certain small differences appear according to the respondent's level of education (persons having studied up to the age of 20 or over are more satisfied with their financial situation than those who left school at 15 or earlier) and professional category (with the logical difference between management and manual workers on this point). It is to be noted that a majority of unemployed people consider that their financial situation is poor (63%). An identical percentage of pensioners is positive about their situation in this area.

Quality of life remains the area where citizens are the most positive. The countries which seem to have the highest quality of life are the Nordic countries (Denmark, Finland and Sweden), as well as the BENELUX countries. Citizens in Ireland, Austria, the United Kingdom, Cyprus and Slovenia also seem very satisfied on this point.

The situation is mixed in the **accession countries and the candidate countries**, where it is the first time that these questions were asked. As in the European Union Member States, citizens in these two groups of countries are **very critical about the employment situation in their country**, especially in Croatia (97%).

Whilst respondents in the accession countries and candidate countries are far more positive about the European economy than citizens of the European Union Member States, **they are very negative about the environmental situation in their country**. They are even more negative as regards the question of social protection, with particularly high levels of criticism in Bulgaria (86%), Rumania (84%) and Croatia (80%).

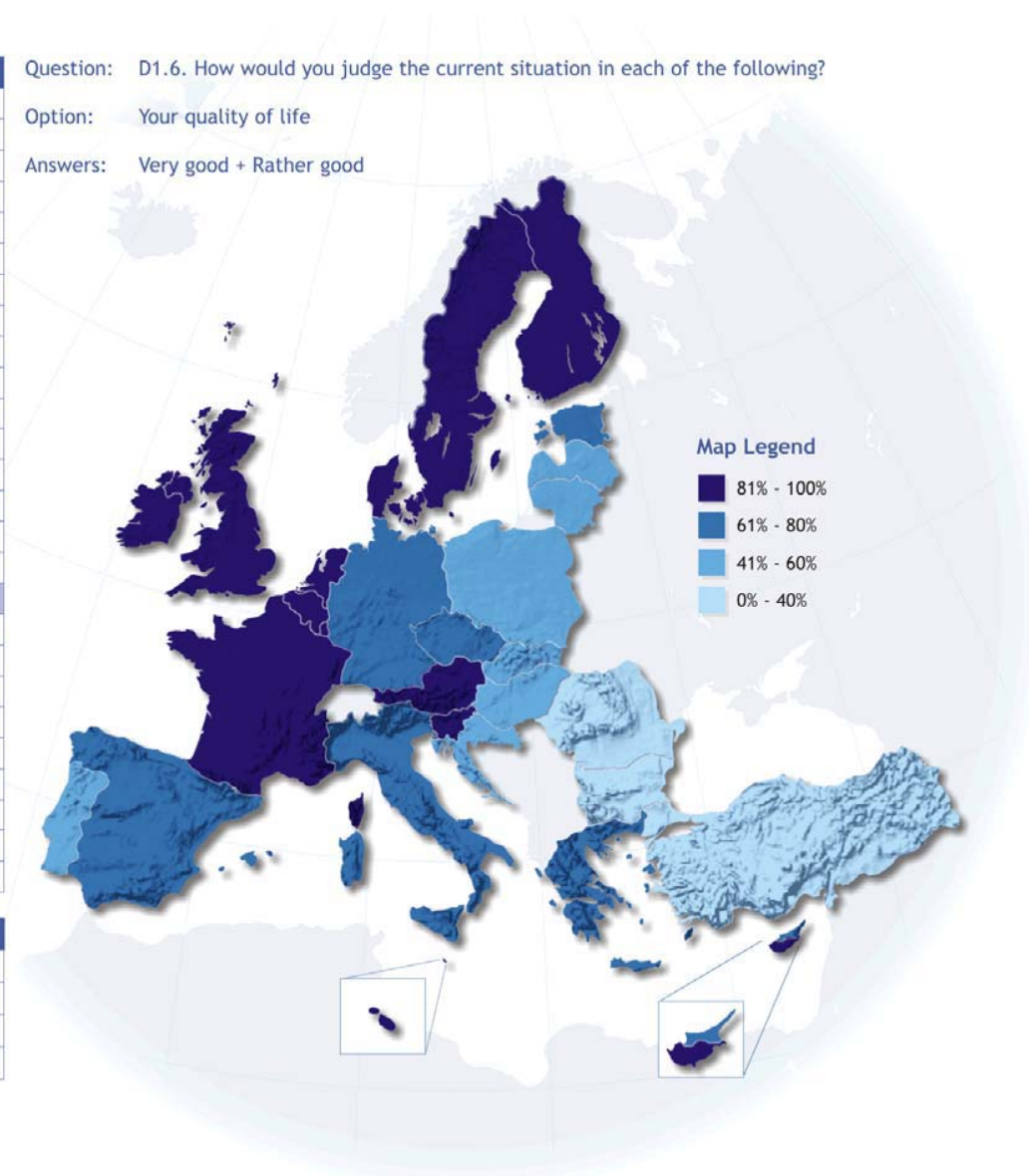
Overall, therefore, respondents are more positive as regards the aspects which affect their personal situation than those concerning their country as a whole. As was the case with the results recorded last November, it would seem that the **vast majority of European Union citizens still see no direct link between the level of their quality of life and the economic situation of their country.**

Country Results	
Denmark	97%
Luxembourg	96%
Finland	95%
Sweden	95%
The Netherlands	94%
Belgium	91%
Ireland	91%
Austria	89%
United Kingdom	88%
Cyprus*	88%
Slovenia	87%
France	84%
Malta	83%
Germany	80%
Czech Republic	80%
Spain	79%
European Union (25)	77%
Italy	70%
Estonia	69%
Greece	66%
Poland	56%
Slovakia	56%
Lithuania	53%
Hungary	50%
Latvia	49%
Portugal	45%
*CY(tcc) - 74%	
Other Countries	
Croatia	55%
Turkey	32%
Bulgaria	16%
Romania	10%

Question: D1.6. How would you judge the current situation in each of the following?

Option: Your quality of life

Answers: Very good + Rather good



1.2. A comparison of opinions

The respondents were then invited, on the one hand, to compare the situation of their country with that of the European Union as a whole and, on the other hand, to compare the European Union with other world economic giants.

1.2.1. The national economic situation compared with the European average

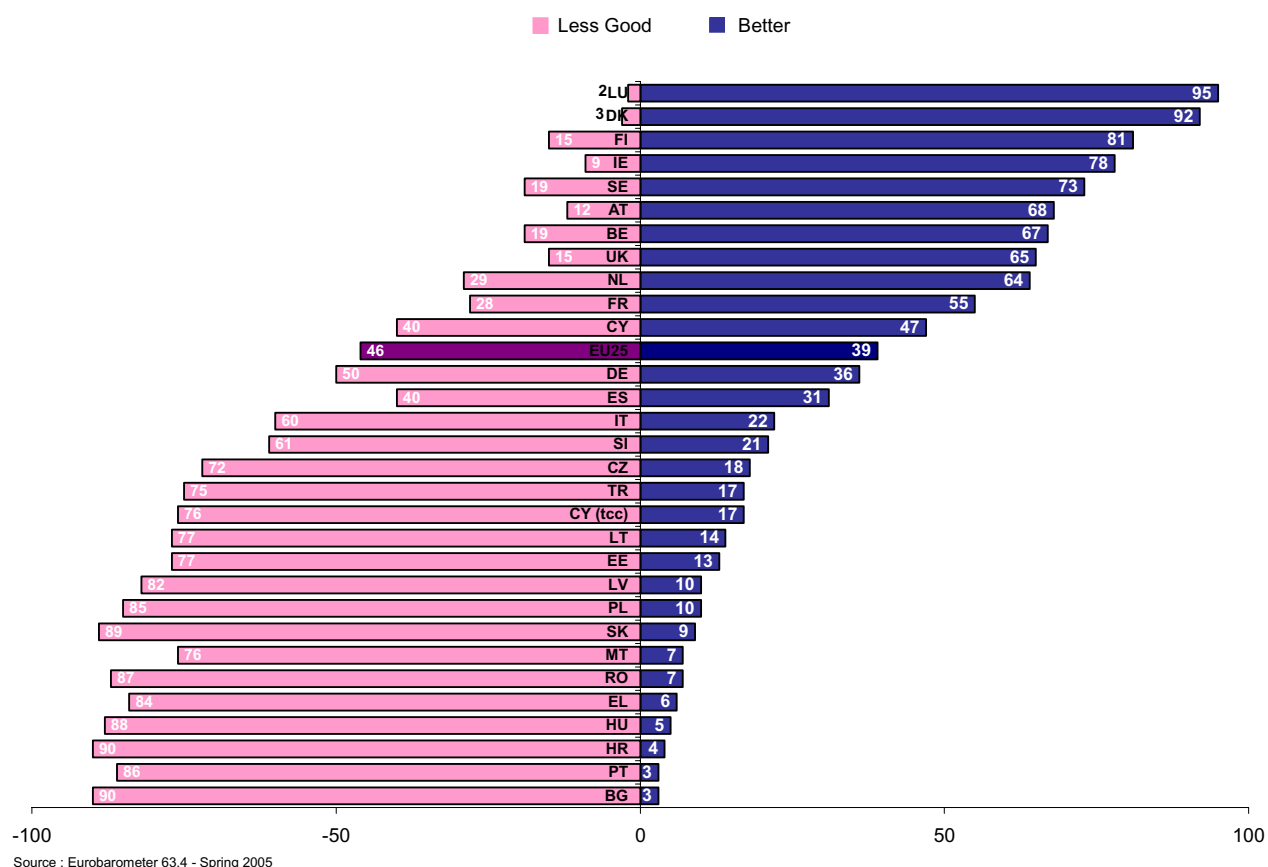
- Opinions in line with objective data -

As was the case last November, European citizens are divided when asked to compare the economic situation in their country with that of the average of the other Member States²⁰. For 39% of respondents (-1 point) their country's economic situation is better than the European average; 46% (-2 points) maintain the opposite. Only 8% of respondents (+2) declared spontaneously that the two situations are similar.

QD2.1 For each of the following domains, would you say that the situation in (OUR COUNTRY) is better or less good than the average of the European Union countries?

The situation of the (NATIONALITY) economy

Total (%) "Better" - "Less Good"



Source : Eurobarometer 63.4 - Spring 2005

²⁰ QD2. For each of the following domains, would you say that the situation in (OUR COUNTRY) is better or less good than the average of the European Union countries ?

Results in this area have changed little since the last survey. Citizens in Luxembourg, the Nordic countries, as well as Austria and Ireland are still the most upbeat about their national economy. On the other hand, citizens in Portugal, Hungary and Greece continue to share the same negative views of their country's situation compared with the European average. The increasingly negative perception of the national economy in Portugal and Greece has slightly changed the rankings recorded last November, when Poland and Slovakia filled two of the bottom three places.

Outside the current European Union Member States, citizens in Bulgaria, Croatia, Rumania and Turkey have a negative view of their country's economic performance in comparative terms.

In order to check their relevance, the results of this survey can be compared with statistical indicators published recently, notably by Eurostat²¹.

For this purpose, we have kept the methodology used for the last survey: we have chosen to take one of the fourteen indicators used by the European Commission in its annual report to the spring European Council Summit in the framework of the Lisbon strategy monitoring process: **GDP per capita in purchasing power standard (PPS)**. We also include **the unemployment rate of each of the Member States**. This shows how opinions about a country's economic situation and employment situation are closely linked.

The chart below illustrates the result of this comparison. The **abscissa axis** represents the differential in percentage points in each country, between people who consider that their national economic situation is better than the European Union average and those who believe the opposite. It varies therefore between 100 and -100. **The Y-axis** presents the GDP index in PPS for each country, the index 100 representing the value for the enlarged European Union. Finally, **the size of the bubble** depends on the country's unemployment rate²². In other words, the bigger the bubble, the higher the unemployment rate in the country in question.

²¹ EUROSTAT: Brief statistics – "Purchasing power parities and purchasing power indicators and derived economic indicators for the EU, the candidate countries and EFTA- Definitive results for 2002 and provisional results for". Publication date: 15 December 2004

²² EUROSTAT Euro-indicators– Rate of unemployment in the euro zone in May 2005 – Press release published on 1st July 2005. For the accession countries and candidate countries, the data shown here have been obtained from national statistics offices:

BG: http://www.nsi.bg/Labour_e/Labour_e.htm

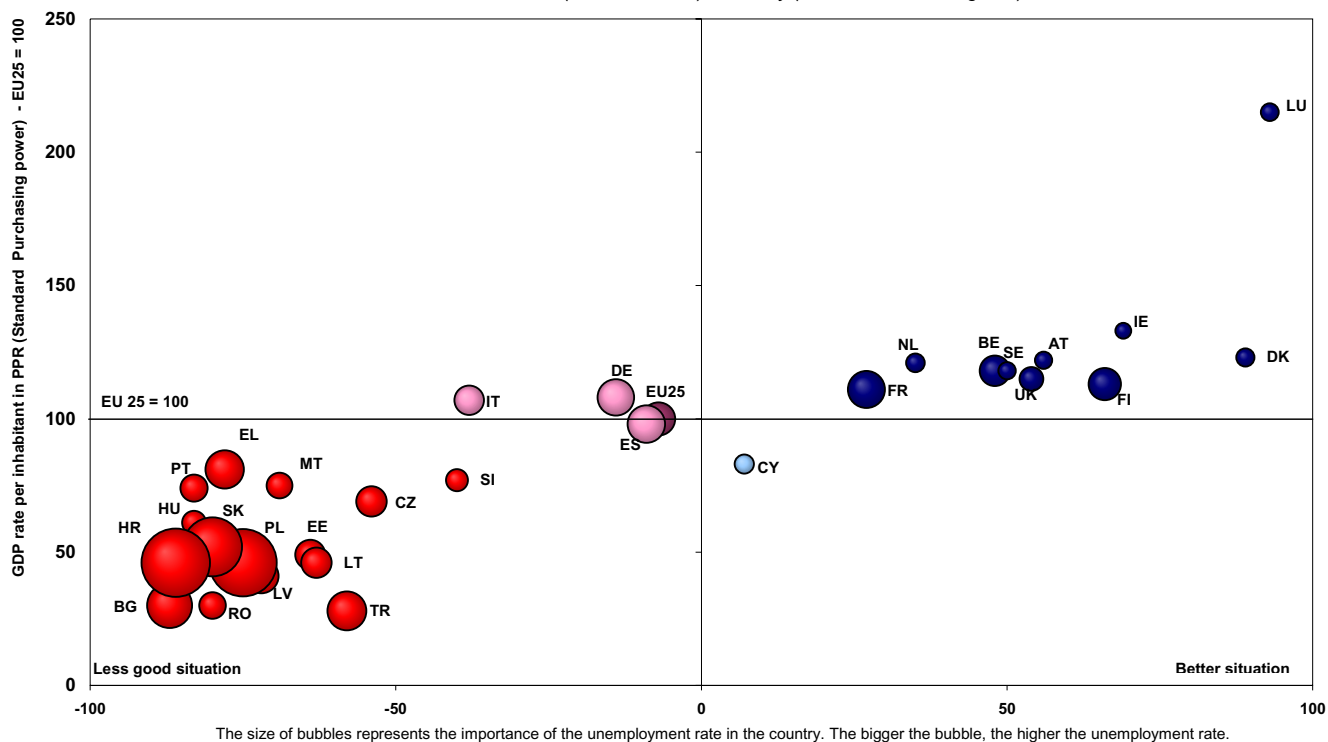
HR: <http://www.dzs.hr/defaulte.htm>

RO: http://www.insse.ro/ComuNou_sinteze/a05/sic03e05.pdf

TR: http://www.die.gov.tr/ENGLISH/SONIST/ISGUCU/k_270605.xls

QD2.1 For each of the following domains, would you say that the situation in (OUR COUNTRY) is better or less good than the average of the European Union countries?

The situation of the (NATIONALITY) economy (diff. "Better" - "Less good")



Source : Eurobarometer 63.4 - Spring 2005

As was the case last November, European Union citizens in general have a fairly accurate vision of their country's economic situation. We have also noted stability in opinions in comparison to the previous survey.

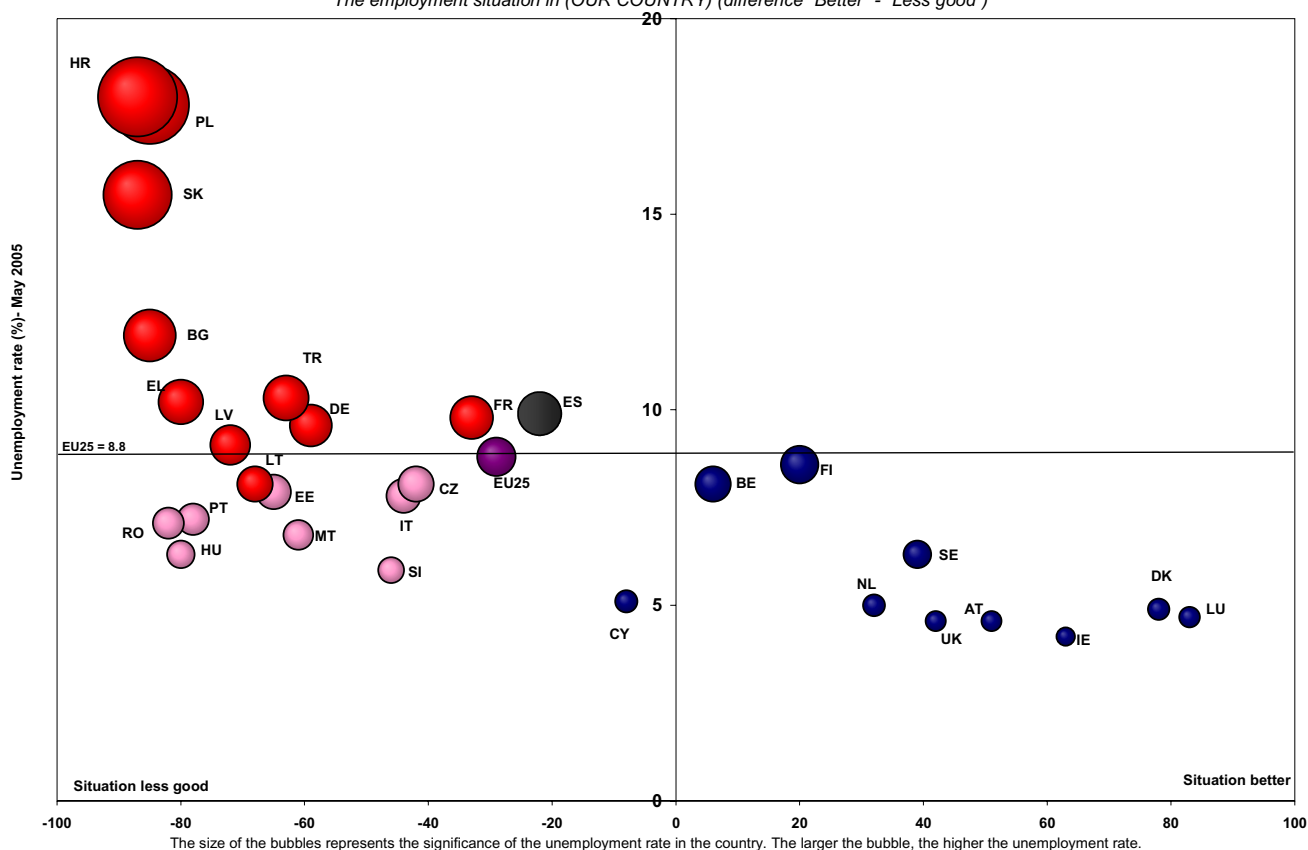
Among European Union Member States, citizens in Poland, Slovakia and Latvia are the most negative about the economic situation of their respective countries. Citizens in Bulgaria, Croatia and Rumania are even more critical. It is to be noted in this regard that Bulgaria and Croatia have a GDP in purchasing power standard which is far lower than the European average, as well as a far higher unemployment rate, in particular in Croatia (18.0% versus a European Union average of 8.8%).

Moreover, a pervading pessimism seems to be gradually taking root in certain countries. Given their economic indicators, Italy and Germany should have been to the right of the European average, but we can assume that in these two countries people's perception of the employment situation influences their views on the overall economic situation.

In terms of **employment**, the situation described by respondents corresponds very closely to the reality of the situation²³, including in the accession and candidate countries. Croatia, which has the unfortunate record of the highest unemployment rate in the countries included in the survey (18.0%), lies between Poland and Slovakia in the most critical group in terms of the national employment situation compared with the European average.

Q2.2 For each of the following domains, would you say that the situation in (OUR COUNTRY) is better or less good than the average of the European Union countries?

The employment situation in (OUR COUNTRY) (difference "Better" - "Less good")



Source : Eurobarometer 63.4 - Spring 2005

As regards the other indicators, citizens in the accession and candidate countries, as well as in most of the new Member States, are particularly negative in their assessment of the national situation. The situation is also perceived negatively in Portugal and Greece, as regards areas such as education, social protection and the quality of life in general.

²³ EUROSTAT Euro-indicators – Rate of unemployment in the euro zone in May 2005 – Press release published on 1st July 2005.

1.2.2. European economic performance compared with that of other world economies

- A European economy still perceived as lagging behind Japan and the United States... -

Over and above their national economic situation with which they are relatively familiar, the persons interviewed were asked to compare the performance of the European economy with that of other world economies, such as the United States, Japan, China and India²⁴.

This new survey shows that the opinions of European citizens have not changed significantly in recent months. No matter how positively the European economic situation is perceived, a majority of respondents consider that it is not as good as that of Japan (45% versus 19%) or the United States (39% versus 20%). In both cases, the percentage of opinions favouring the European Union has slipped slightly. Japan therefore still maintains its dynamic image despite the OECD forecasts of higher growth in the euro zone than in Japan (2.0% forecast for 2006 versus 1.7% for Japan²⁵).

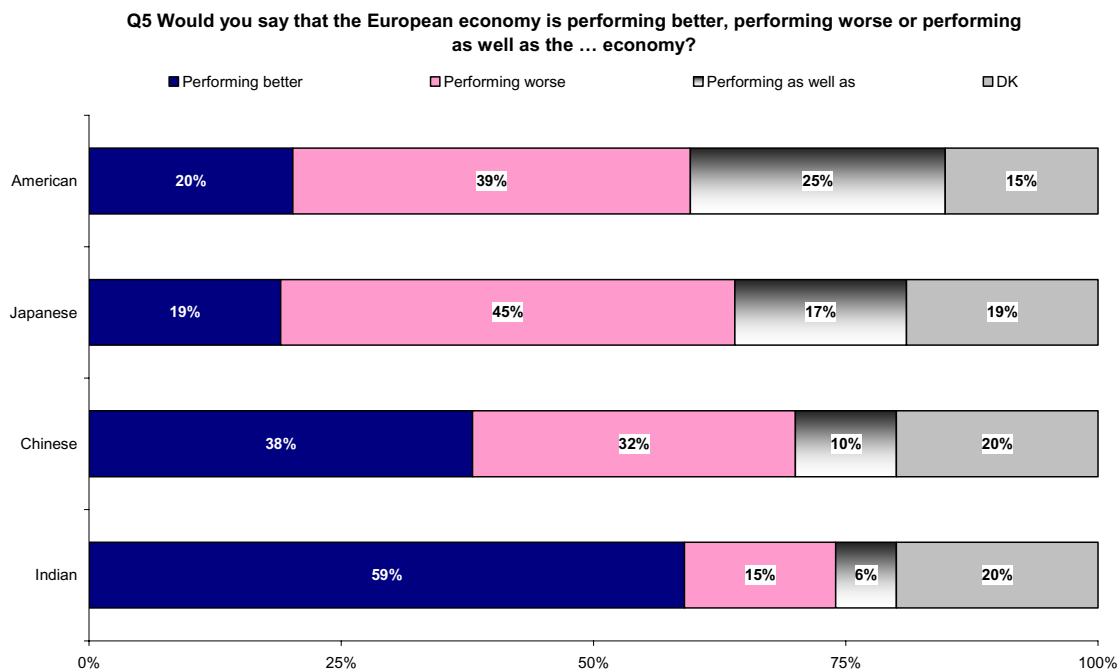
The comparison with China has evolved to the detriment of the European Union: 38% of respondents consider that the European economy is more dynamic than the Chinese economy while 32% take the opposite view. Only five Member States (The Netherlands, Belgium, France, Italy and the United Kingdom) declared that the European economy is less dynamic than the Chinese economy. On the other hand, respondents consider that the European economy is far more dynamic than the Indian economy (59% compared with only 15% who believe the opposite).

An analysis of opinions by country highlights certain exceptions:

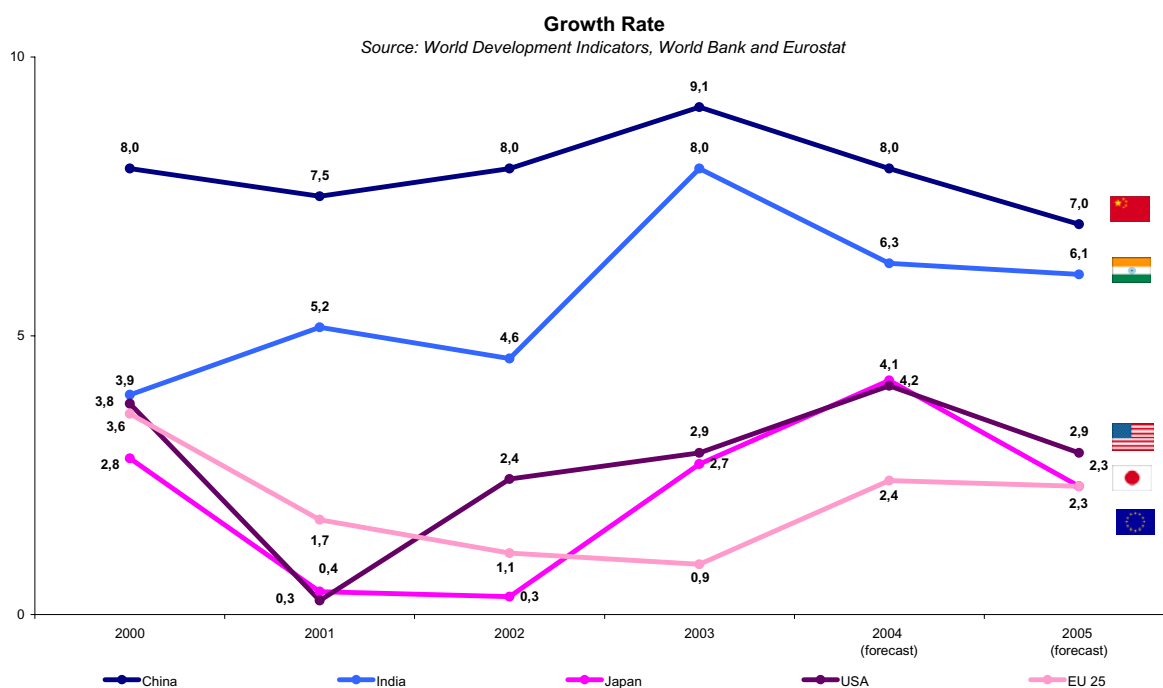
- ◆ Citizens in Denmark, Finland, The Netherlands, Sweden, Ireland and Austria consider that the European economy is more dynamic than that of the United States. They are, however, still critical when they compare the European economy with that of Japan.
- ◆ Turkish citizens are still more enthusiastic than their neighbours as regards the economic performance of the European Union compared with the three other economic powers. Citizens in Bulgaria, Rumania and Croatia continue to see the American and Japanese economies as the benchmarks.

²⁴ QD5a. Would you say that the European economy is performing better, performing worse or performing as well as the economy of ... ?

²⁵ <http://www.oecd.org/statisticsdata/>



Compared with the growth rates of these five geographical entities, the results of the survey show that **European public opinion tends to have a relatively exaggerated view of the dynamism of the Japanese economy; on the other hand, European citizens are just starting to become aware of China's tremendous economic growth**, but are still relatively "insensitive" to the progress achieved by the Indian economy.



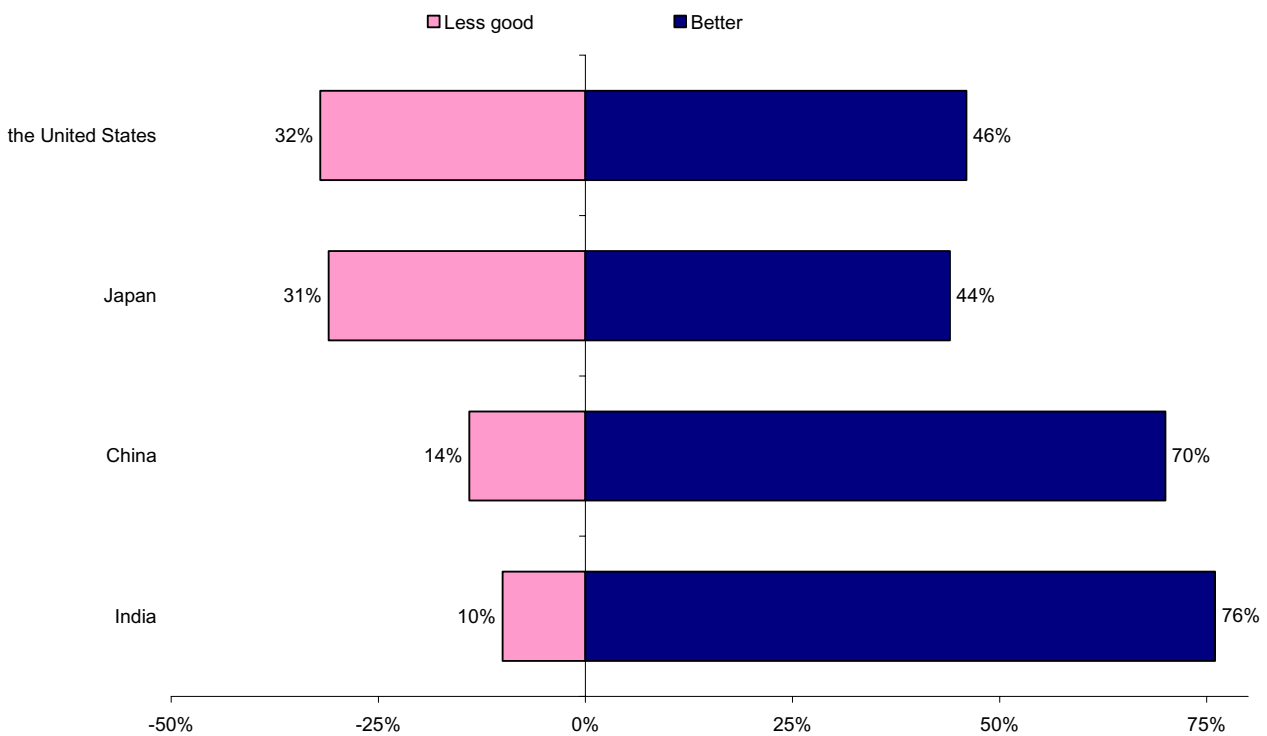
EU data: **EUROSTAT**- General economic situation- **growth rate of real GDP**- last update 14-April-2005
Data on India, United States, Japan and China: World Bank- "World development indicators 2004", published on 23 April 2004

- ...But the quality of life in the European Union is deemed incomparable -

Despite the European Union's economic "difficulties", for its citizens it continues to offer a quality of life that is almost unique when compared to that of the aforementioned major countries²⁶.

For each geographical zone analysed, a majority of respondents maintain that the quality of life is better in Europe. That is particularly true when compared with India and China, but also to a lesser extent in comparison with Japan and the United States. These results are particularly stable in relation to the last survey.

QD4 In general, would you say that the standard of the quality of life in Europe at the moment is better or less good than in...?



As was observed when comparing the country's economic situation with the quality of life, **these results show that the majority of respondents do not link the level of their quality of life to a country's economic performance.**

²⁶ QD4. In general, would you say that the standard of the quality of life in Europe at the moment is better or less good than in ... ?

The results show the continuing existence of significant differences depending on the respondent's country. Respondents in the ten new Member States are generally more critical about the quality of European life compared with that of the United States or Japan. This criticism has increased considerably since the previous survey.

% « Better »	Comparison of the standard of the quality of life in Europe					
	EU25		EU15		NMS	
Country	EB 62.1	EB 63.4	EB 62.1	EB 63.4	EB 62.1	EB 63.4
India	73%	76%	76%	77%	63%	68%
China	68%	70%	69%	71%	60%	64%
the United States	49%	46%	54%	51%	26%	23%
Japan	44%	44%	48%	48%	28%	25%

From a socio-demographic point of view, there are certain significant differences:

- ◆ The older the respondents, the smaller the difference between their perception of the quality of life in Europe and that in other countries.
- ◆ The longer the period during which the respondents remained in full-time education, the greater the difference between their perception of the quality of life in Europe and that in other countries and the more they favour Europe.

1.2.3. The comparison with the United States

Does the fact that the European economy seems less dynamic than the American economy mean that Europe is systematically behind the United States in the areas of scientific research, protection of the environment or social protection? This new question is intended precisely to compare the situation of the European Union with that of the United States in ten different areas²⁷.

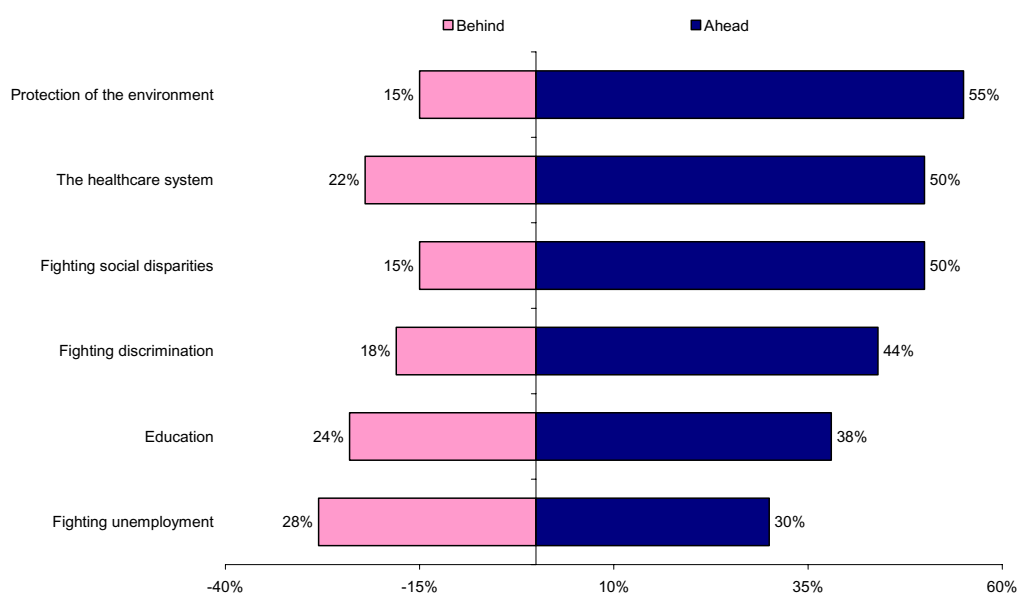
- The European Union outperforms the United States in six out of ten areas -

According to European citizens, it is in the area of protection of the environment that the European Union most clearly outstrips the United States (55% consider that it is ahead of the Americans versus only 15% who consider that it lags behind in this area).

The other strengths of the European Union, compared with the situation of the United States, concern chiefly the social policy pursued within the European Union (health systems, the fight against inequalities and discrimination). For all these areas, the European Union is clearly seen as being ahead of the United States. Indirectly, this helps to reinforce the positive opinion noted above as regards the quality of life in Europe.

The European Union is perceived to be ahead of the United States in two other areas: education and the fight against unemployment, areas where a relative majority of European citizens agree that the European Union is slightly ahead of the United States. It is to be noted in this regard that the fight against unemployment is the issue which gives rise not only to the most dissatisfaction but also to the highest expectations among European Union citizens.

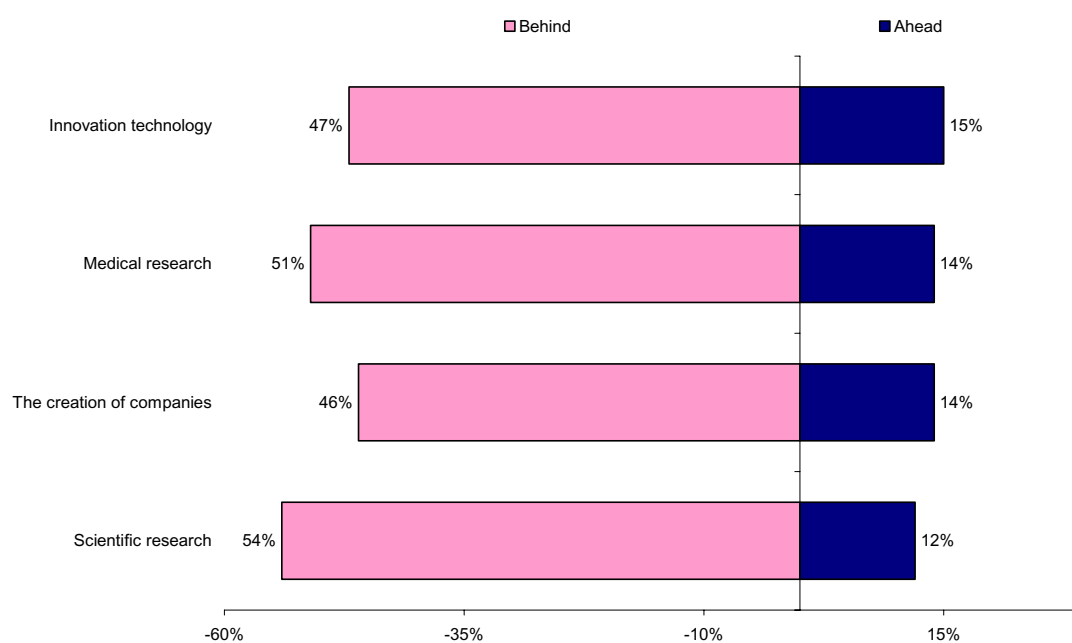
QD5b. For each of the following, please tell me whether in your opinion the European Union is ahead, behind or at the same level as the United States.



²⁷ QD5b. For each of the following, please tell me whether in your opinion the European Union is ahead, behind or at the same level as the United States ?

Conversely, respondents believe that the European Union is clearly behind the United States when it comes to science, technology and entrepreneurship. Thus, 54% of the persons interviewed consider that the United States is ahead of the European Union in the area of scientific research. An absolute majority (51%) also believes the same as regards medical research. In addition, almost one in two respondents (47% and 46% respectively) consider that the European Union lags behind in the fields of technological innovation and business start-ups.

QD5b. For each of the following, please tell me whether in your opinion the European Union is ahead, behind or at the same level as the United States.



The average recorded for the 25 European Union Member States conceals strong differences between the 15 old Member States and the 10 new member States.

<i>% « the European Union is ahead as the United States regarding....»</i>	Perception of the European situation compared to the US situation		
	EU25	EU15	NMS
Protection of the environment	55%	59%	37%
The healthcare system	50%	56%	19%
Fighting social disparities	50%	55%	29%
Fighting discrimination	44%	48%	28%
Education	38%	38%	34%
Fighting unemployment	30%	32%	19%
Innovation technology	15%	16%	12%
Medical research	14%	14%	15%
The creation of companies	14%	13%	14%
Scientific research	12%	12%	13%

We can conclude from the above table that citizens of the New member States are more critical towards the European Union in each area. In some cases, the majority view differs depending on whether the respondents are in one or the other geographical zone. That is in particular the case as regards health systems (56% of citizens of the 15 old Member States consider that the European Union is ahead of the United States on this point, while 35% - i.e. a relative majority - take the opposite view in the ten new Member States).

From a socio-demographic point of view, the differences are not particularly significant. It is to be noted that men are more inclined than women to have a positive view of the European Union's lead in certain areas. Older people seem to have more difficulties, compared with other age groups, in deciding between the European Union and the United States. It is to be noted also that the image that respondents have of the European Union is not a discriminating criterion here. In other words, everything suggests that respondents in whose eyes the European Union does not have a good image, are not more positive about the United States.

1.3. Future prospects

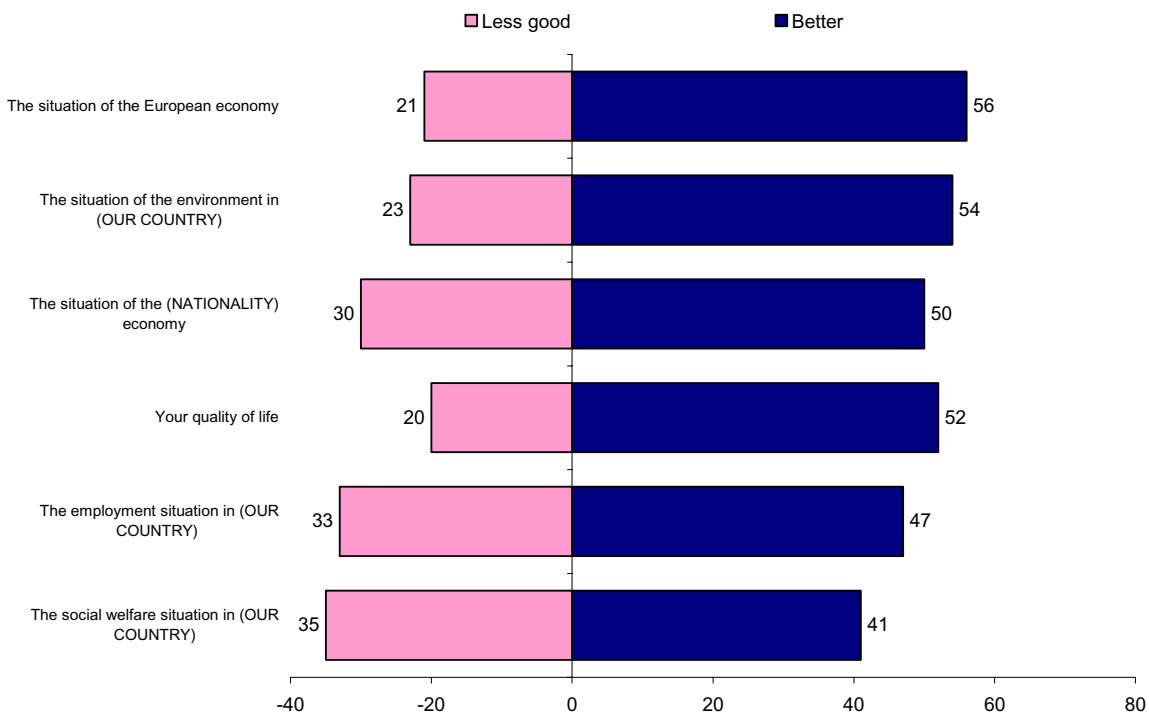
Having established the current situation, we shall now examine how European citizens view the future in each of the areas discussed above. Can Europe hope to become the world's leading economic power within five years? Have the views of European citizens changed since the last survey?

1.3.1 Changes in different areas

- Far more optimistic forecasts than in 2004 -

Looking ahead 5 years, that is to say to 2010 (the date set by the Lisbon Agenda), there is a certain optimism among citizens with regard to a large part of the indicators reviewed²⁸.

QD3 According to you, in five years, will the situation in each of the following domains be better or less good than it is now?
Total EU25 (%) "Better" - "Less good"



Source : Eurobarometer 63.4 - Spring 2005

²⁸ QD3. According to you, in five years, will the situation in each of the following domains be better or less good than it is now ?

It is above all the European economic situation which gives rise to the most optimism: more than one of out two European citizens believes that it will improve over the next five years, compared with one out of four respondents who expect the situation to deteriorate. Respondents also tend to be optimistic as regards the national economic situation (50%); the quality of life (50%) and the environmental situation (54%) are other domains where optimism prevails.

Although all the indicators are more upbeat than in the previous survey, this is particularly the case for the employment situation. Last November, almost as many people expected an improvement in the employment situation (43%) as those who were pessimistic on the subject (40%). Today, a relative majority of respondents expects the employment situation to improve (47%) compared with a third who are somewhat pessimistic, despite the fact that, as was noted earlier in this report, employment is the area which currently causes the most concern and is the area which citizens believe the European Union should make its top priority for action²⁹.

To a lesser extent, citizens have relatively positive expectations when it comes to social protection. Even if opinions are divided, a large percentage of respondents now expect the situation in this area to improve over the next 5 years.

% EU25	Situation in 2005			Situation in 5 years		
	Good	Bad	Diff.	Better	Less good	Diff.
The employment situation in (OUR COUNTRY)	21%	78%	-57	47%	33%	+14
The situation of the (NATIONALITY) economy	36%	62%	-26	50%	30%	+20
The social welfare situation in (OUR COUNTRY)	47%	49%	-2	41%	35%	+6
The situation of the environment in (OUR COUNTRY)	51%	44%	+7	54%	23%	+31
The situation of the European economy	50%	36%	+14	56%	21%	+35
Your quality of life	77%	21%	+56	52%	20%	-32

From a socio-demographic point of view, it is noteworthy that:

- ◆ Young people, more than older people, expect the situation to improve in the various areas reviewed: for example, with regards to the employment situation, 56% of the 15-24 age group expect the situation to be better in 5 years, compared with 40% of people aged 55 and over.
- ◆ The longer the respondents remained in full-time education, the more they are optimistic in all the areas reviewed.

²⁹ According to the results of Eurobarometer 63, 47% of European citizens consider that combating unemployment should be a priority action for the European Union.

- ◆ As regards the forecasts concerning the economic situation of their country, 43% of respondents who have a negative perception of the current situation, expect the situation to have improved in 5 years. This result has gained 2 points since last November's survey. In other words, **an important percentage of this category does not see the current situation as irreversible.**

The situation of the (NATIONALITY) economy in five years	EU25	The situation of the (NATIONALITY) economy	
		Good	Bad
Better	50%	65%	43%
Less good	30%	19%	37%

For each of the areas reviewed, the national results reveal a strong degree of homogeneity:

- ◆ **The environmental situation:** all the Member States tend to expect the situation in this area to improve rather than deteriorate over the next 5 years. However, citizens in Greece, Luxembourg and Austria are less optimistic than their European neighbours.
- ◆ **The European economic situation:** all the Member States agree that the prospects are positive. In this area, the new Member States differ from the fifteen old Member States in the intensity of their positive replies (67% versus 54% in the 15 old Member States).
- ◆ **Quality of life:** the trends are similar as regards this indicator. A majority of the Member States expect the quality of life to get better over the next 5 years. That view is more strongly expressed in the new Member States.

There are, however, some major differences in certain areas:

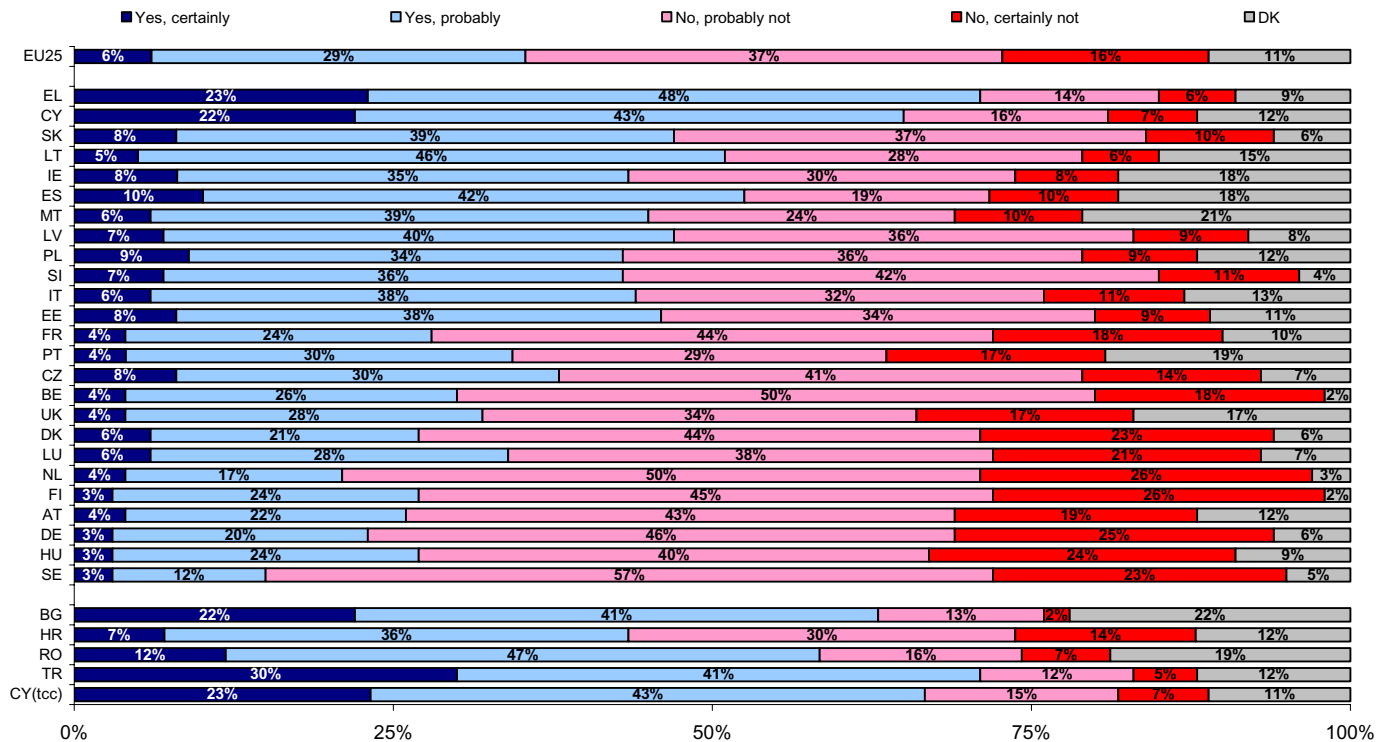
- ◆ **The employment situation:** A majority of citizens in Cyprus (50%) and Greece (43%) consider that the employment situation in their country will get worse over the next 5 years. In Luxembourg, which has the lowest rate of unemployment in the European Union, the majority of the population are pessimistic about the development of the employment situation. On the other hand in the countries which have the worst unemployment rates (Poland and Croatia for example), a majority of citizens expect the situation in this area to improve (56% and 57% respectively).
- ◆ **The national economic situation:** Greece and Italy are the only two European Union countries where a relative majority of respondents fear that the national economic situation will deteriorate (40% and 42% respectively).
- ◆ **The social protection situation:** major fears appear in countries which have traditionally been proud of their social protection system. For example, forecasts are very negative in The Netherlands, Sweden and Finland. The projections are equally pessimistic in Germany, and to a lesser extent in France.

1.3.2. Europe, the world's leading economy in 2010?

- A certain scepticism prevails -

One of the Lisbon objectives is to make the European Union the world's leading economic power by 2010. At the half-way stage, more than one out of two citizens, when evaluating the Lisbon strategy, consider the achievement of this objective as improbable, while 35% believe that it is attainable³⁰. The results are more or less unchanged from those recorded during the last survey (-3 points for the probability that it will be achieved). The majority of European citizens believe, therefore, that Europe is a long way off achieving its objective and that it will be almost impossible for it to catch up in the medium-term with its direct economic competitors.

QD9 In your opinion, could the European Union become the world's top economic power within the next five years?



Source : Eurobarometer 63.4 - Spring 2005

³⁰ QD9. In your opinion, could the European Union become the world's top economic power within the next five years ?

The European average conceals, however, certain significant differences between Member States. Almost three out of four respondents in Greece believe that the European Union can become the world's leading economic power within 5 years; two out of three Cypriots also share that view. On the other hand, citizens in Sweden, The Netherlands, Germany and Finland consider that it is highly unlikely that the European Union will achieve its objective. These national differences were already apparent last November.

In socio-demographic terms, the main support for this idea is to be found among young people: 40% of them believe that this objective is attainable, compared with 33% of people in the 55 and over age group;

Finally, **the fact of having a positive opinion of the current European economic situation does not automatically mean that this objective is perceived as attainable.** Even among that specific category, opinions are very divided, as the following table shows. A relative majority of the respondents who consider that the current European economic situation is good, nevertheless believe that it is improbable that the European Union will become the world's leading economic power within five years.

	EU25	The situation of the European economy	
		Good	Bad
"Could the European Union become the world's top economic power within the next five years?"			
Yes	35%	44%	26%
No	53%	49%	65%

2. The European economy's levers

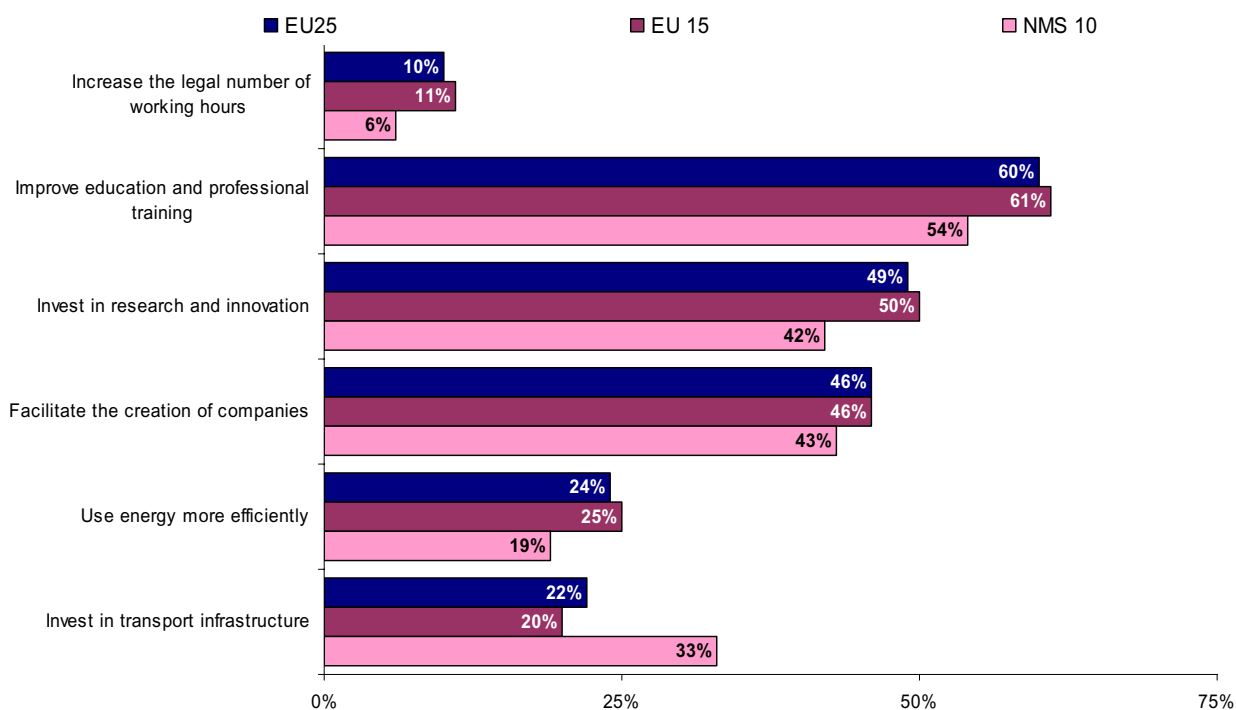
This chapter deals first of all with the opinions of citizens on the means that the European economy has at its disposal to enable it to rebound and achieve the goals set out in the Lisbon strategy. We shall then examine the image of certain concepts, in particular globalisation.

2.1. The priorities to improve the European Union's economic performance

- Still strong support for a knowledge-based economy -

In line with the results recorded last November, **the persons interviewed opted above all for education and vocational training (60%, -3 points), and increased investment in research and innovation (49%, stable)** as priority actions to improve the performance of the European Union's economy³¹. It is to be noted that the score with regard to more flexible procedures for business start-ups (46%) has increased by three points in seven months.

QD8 Which of the following statements would you prioritise to improve the performance of the European economy? (MAX. 3 ANSWERS)



³¹ QD8. Which of the following statements would you prioritise to improve the performance of the European economy ? (Maximum 3 answers possible)

Energy efficiency and investment in transport infrastructures seem less of a priority and obtain scores very much in line with those recorded last November. Only 10% of the persons interviewed consider that an increase in the number of legal working hours should be a priority (-3 points).

It is to be noted that the order of priorities differs slightly between respondents in the old Member States and those in the new Member States. With a score of 43% in the new European Union Member States, "facilitating business start-ups" is the second priority, ahead of "investing in research and innovation" (42%). **Likewise, 33% of respondents in the ten new Member States believe that investment in transport infrastructures could improve the performance of the European economy compared with 20% in the fifteen old Member States.**

The intensity of the replies in terms of priorities varies between countries:

- ◆ Citizens in Denmark (a score of 83%) and in Estonia and The Netherlands (73%) consider that it is essential to focus on training-related aspects.
- ◆ Citizens in Denmark, The Netherlands and Slovenia consider, more than the others, that more investment in research and innovation would help to boost the European economy.
- ◆ Greece, France and Sweden attach particular importance to facilitating business start-ups.
- ◆ The Poles, Portuguese and Latvians attach less priority than other populations to boosting the performance of the European economy through greater energy efficiency.
- ◆ Citizens in Slovakia, Hungary and The Netherlands attach more importance than their fellow Europeans to investment in transport infrastructures as a way of making the European economy more dynamic.
- ◆ As was also noted last November, the strongest support for the view that the performance of the European economy could be improved by increasing the length of the working week is to be found in France, where the legal working week was reduced to 35 hours a few years ago. Support for that idea is also strong in Portugal.

An analysis of the answers to this question on the basis of socio-demographic variables does not reveal any real significant difference in the order of priorities. In other words, there is a fairly broad consensus on this point and opinions tend to vary more now according to the respondent's country than his or her socio-demographic profile.

It is nevertheless noteworthy that the longer the respondents remained in full-time education, the more they stress the need to improve education and vocational training for European citizens: 68% among citizens who studied up to the age of 20 or over compared with 50% among respondents who left school at 15 or earlier.

2.2. The image of certain concepts

This Eurobarometer carried out in spring 2005 introduced a new question which enables us to analyse how citizens view various challenges and key concepts of tomorrow³².

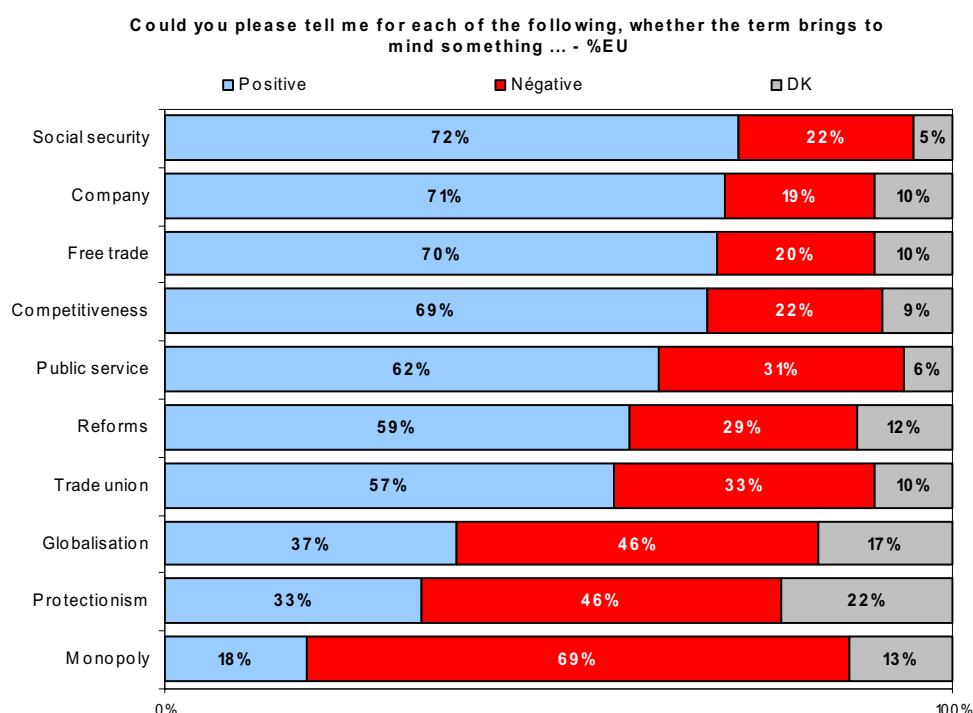
**- Social security is the most positive concept
whereas the term monopoly has the most negative image -**

Approximately seven out of ten European Union citizens have a positive image of the terms 'social security' (72%), 'company' (71%), 'free trade' (70%) and 'competitiveness' (69%).

More than half of the respondents also have a positive image of the public service (62%), reforms (59%) and trade unions (57%).

On the other hand, globalisation and protectionism conjure up negative images for 46% of the European Union's population and 'monopoly' is the term that has the most negative connotation (69%).

Finally, the notion of 'protectionism' recorded an important number of DK replies (22%); the same is true to a lesser extent for the term 'globalisation' (17%).



³² QA36. Could you please tell me for each of the following, whether the term brings to mind something very positive, fairly positive, fairly negative or very negative.

There are certain disparities between the opinions of citizens in the fifteen old Member States and those in the ten new Member States:

- ◆ Citizens in the old Member States have a far more positive perception than citizens in the new Member States of terms such as protectionism (differential of +18 points), social security (+17), public service (+14), reforms (+10), trade unions (+7) and globalisation (+5);
- ◆ The concept of a company is seen slightly more positively by citizens of the new Member States (+3) and the same is true for the terms competitiveness (+1) and monopoly (+1);

	"Positive"		
	EU25	EU15	NMS
Social security	72%	75%	58%
Company	71%	70%	73%
Free trade	70%	70%	70%
Competitiveness	69%	68%	69%
Public service	62%	65%	51%
Reforms	59%	61%	51%
Trade union	57%	58%	51%
Globalisation	37%	38%	33%
Protectionism	33%	36%	18%
Monopoly	18%	18%	19%

2.3. The place of globalisation

The globalisation process is often perceived as irreversible, and that irreversibility is sometimes seen as a cause for concern by some citizens, while others see it as an opportunity to be grasped.

2.3.1. The perception of the globalisation of trade

- Globalisation is often associated with relocation -

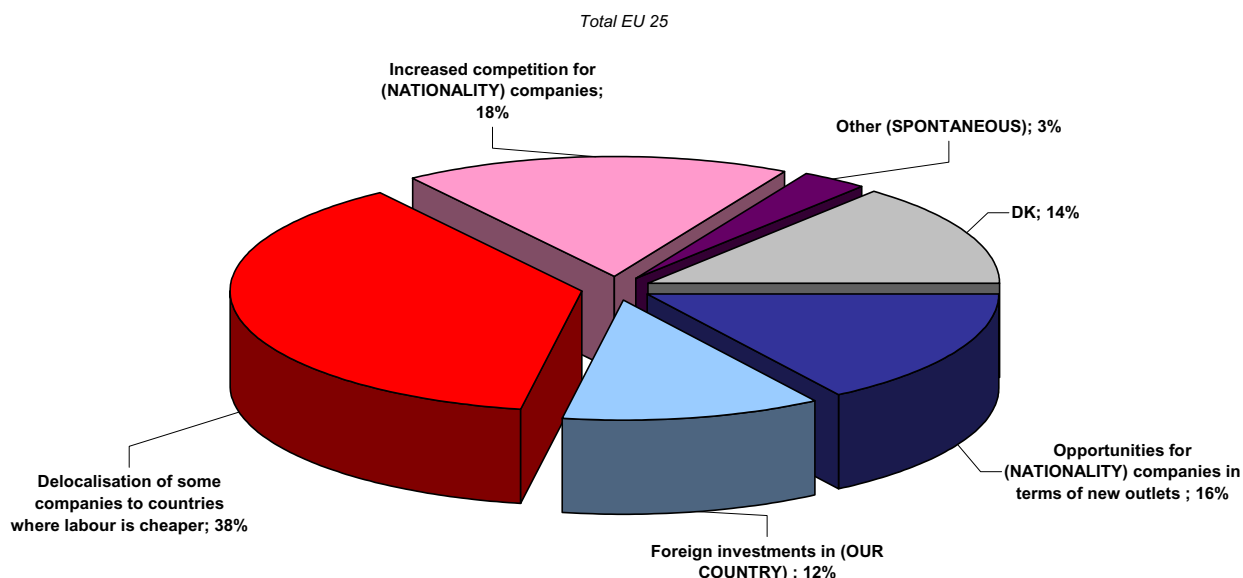
The increase in recent months of announcements of relocation projects at certain multinationals has had a direct impact on European public opinion.

Of all the consequences of globalisation addressed in this survey, the one that is mentioned the most by citizens is the relocation of certain companies to countries where labour is cheaper (a score of 38%, i.e. two points higher than last November)³³.

Even if the number of people who consider globalisation above all as an opportunity has fallen, more than a quarter of the persons interviewed consider, on the contrary, that globalisation represents an opportunity in terms of new openings (16%, -2 points compared with the previous survey) or new foreign investment in their country (12%, -1 point).

Finally, 18% of respondents (+2 points), consider that "globalisation" is synonymous with "increased competition for national companies".

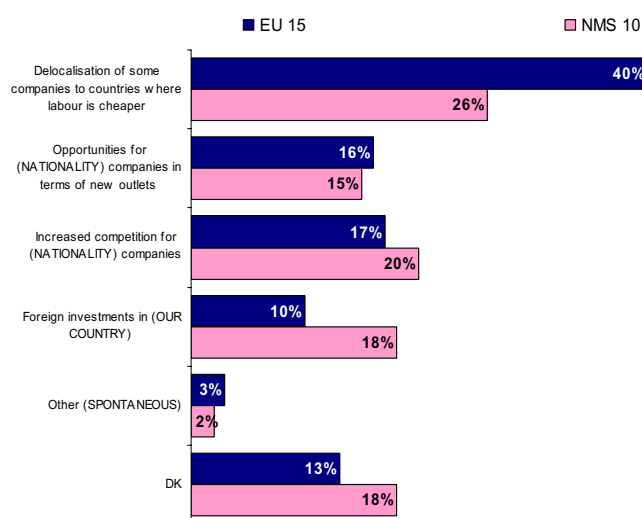
QD6 There are multiple consequences of the globalisation of trade. When you hear the word "globalisation", what comes to mind first?



Source : Eurobarometer 63.4 - Spring 2005

³³ QD6. There are multiple consequences of the globalisation of trade. When you hear the word « globalisation », what comes to mind first ?

If, overall, the order in which the consequences are listed does not vary between the average results observed in the ten new Member States and the fifteen old European Union Member States, their intensity varies quite strongly: relocations obtain the highest score in the old 15 EU Member States (40%, +2 points), compared with only 26% (+2 points) of the persons interviewed in the new Member States. However, the opposite is true as regards increased



competition for national companies: 20% (-3 points) in the ten new Member States compared with 17% (+2 points) for the fifteen old Member States.

An analysis by county highlights the following variations:

- ◆ The fear of relocation is increasingly strong in France (a score of 59%, i.e. + 3 points), Belgium (with a strong increase to 56%) and Germany (51%, +6 points). This aspect is ranked far lower in The Netherlands (13%), Lithuania (14%) and Latvia (14%).
- ◆ There is a stronger perception of opportunities in terms of inward foreign investment outside the current EU Member States, in particular in Rumania (32%) and Turkey (30%).
- ◆ The Dutch (35%) and in general Scandinavians (around 25% on average) tend far more than the European average (16%) to see globalisation as a source of new openings.
- ◆ The level of DK replies is exceptionally high in Bulgaria and Turkey (33% and 31% respectively).

In socio-demographic terms, the differences already noted last November are confirmed here: the longer the respondents studied the more reference they make to relocations.

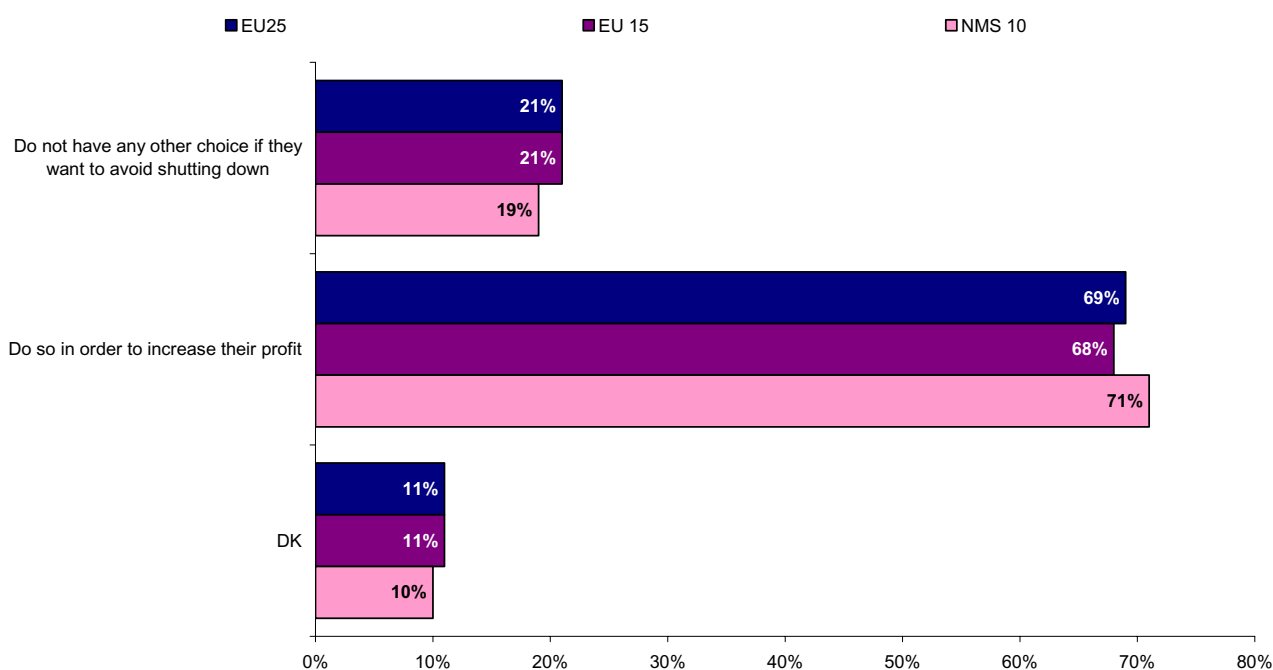
Even if they agree on the effects of the globalisation of trade in terms of openings, self-employed people and managers differ as regards the level of their fears concerning relocations: 44% of managers (+1 point) mentioned this dimension, compared with 38% of self-employed people (+3 points). This dimension was mentioned by 41% of manual workers, i.e. 3 points less than managers.

2.3.2. The reasons why companies relocate

- Companies relocate to increase their profits -

The vast majority of European citizens consider that companies relocate above all to increase their profits (69%). Only 21% of the persons interviewed consider that companies are obliged to relocate if they want to avoid closing down their operations³⁴.

QD7 Which of the following two points of view comes closest to yours?
In general companies which relocate...



Source : Eurobarometer 63.4 - Spring 2005

Replies within the European Union are very homogeneous, with a quasi-consensus on this question. It is to be noted, however, that citizens in Finland (84%), Slovenia (81%) and The Netherlands (78%) are the most cynical with regard to certain companies that relocate their operations. Italians (58%) and Cypriots are less categorical.

From a socio-demographic point of view, it is noteworthy that:

- ◆ The longer respondents remained in full-time education the more they tend to believe that companies relocate principally to increase their profits.
- ◆ Left-wing sympathisers (74%) are more inclined to share that point of view than people with right-wing leanings (67%)
- ◆ Self-employed people (65%) seem less convinced by this view of relocation than managers (75%) and manual workers (71%).

³⁴ QD7. Which of the following two points of view comes closest to yours? In general companies which relocate ...

III. THE EUROPEAN UNION IN THE WORLD

Over and above the economic dimension which we have just presented, how do European Union citizens see the international role that the European Union plays or should play? In this chapter we shall address, first of all, the attitude of citizens with regard to a common foreign and security policy. We shall then see how citizens view the European Union's role compared with that of the United States as well as its place in the world.

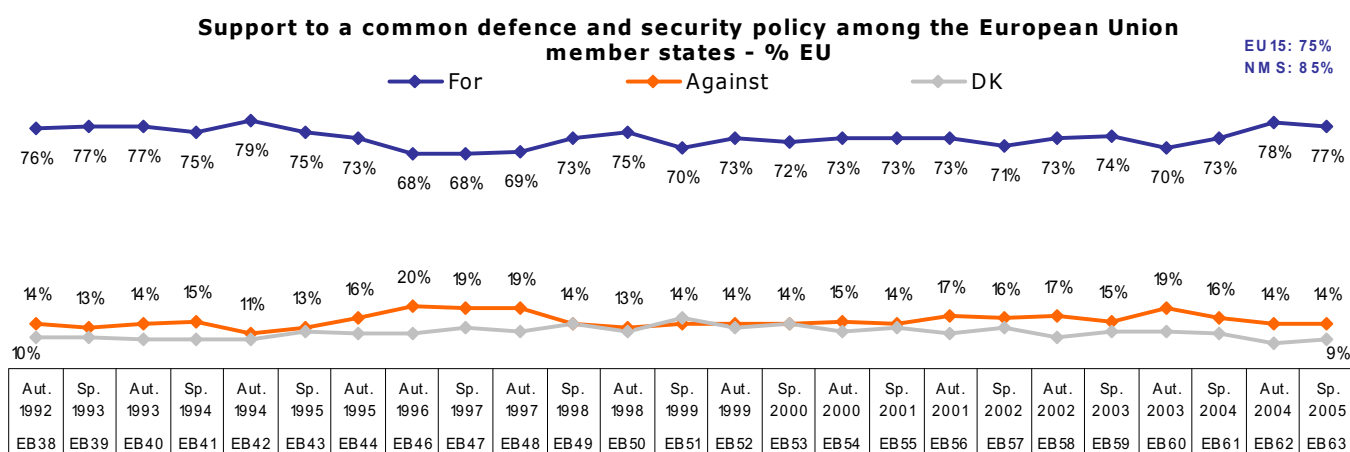
1. Common foreign and security policy

1.1. Support for a common security and defence policy

- Still very high expectations -

European public opinion is still very receptive to issues relating to the European Security and Defence Policy (ESDP). Within the enlarged European Union, support for a common security and defence policy remains high (77% compared with 78% last autumn)³⁵. The stability of this result is no doubt influenced by the situation in Iraq and questions relating to nuclear weapons developed or supposedly possessed by certain countries.

The intensity of this support is even stronger in the ten new Member States: there is a difference of 10 points between the average obtained in the fifteen old Member States and that recorded in the ten new Member States (75% and 85% respectively).



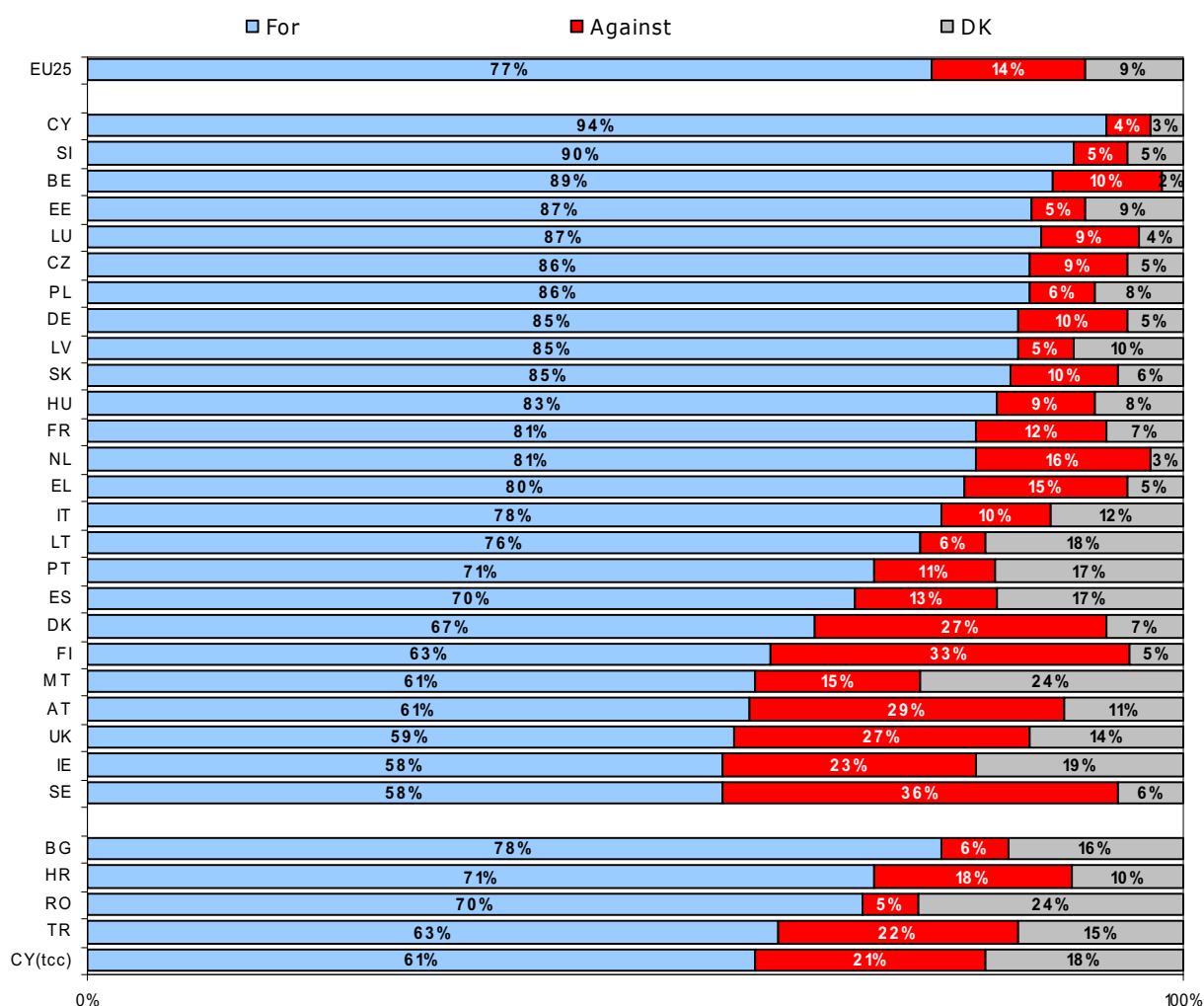
³⁵ QA28.3. What is your opinion on each of the following statements? Please tell me for each statement, whether you are for it or against it.

A common defence and security policy among European Union Member States

Although citizens in Cyprus (+11 points since the last survey), Slovenia and Belgium seem to be the strongest supporters of a common security and defence policy (support of around 90%), there is a discernible opposition, albeit among a minority, in three countries which have a tradition of neutrality: Sweden, Finland and Austria. In the latter three Member States, almost a third of respondents are against the idea.

Finally, it is to be noted that support for a common security and defence policy continues to be particularly strong in the countries which recently joined NATO (Estonia, Poland and the Czech Republic in particular).

Support to a common defence and security policy among European Union member states

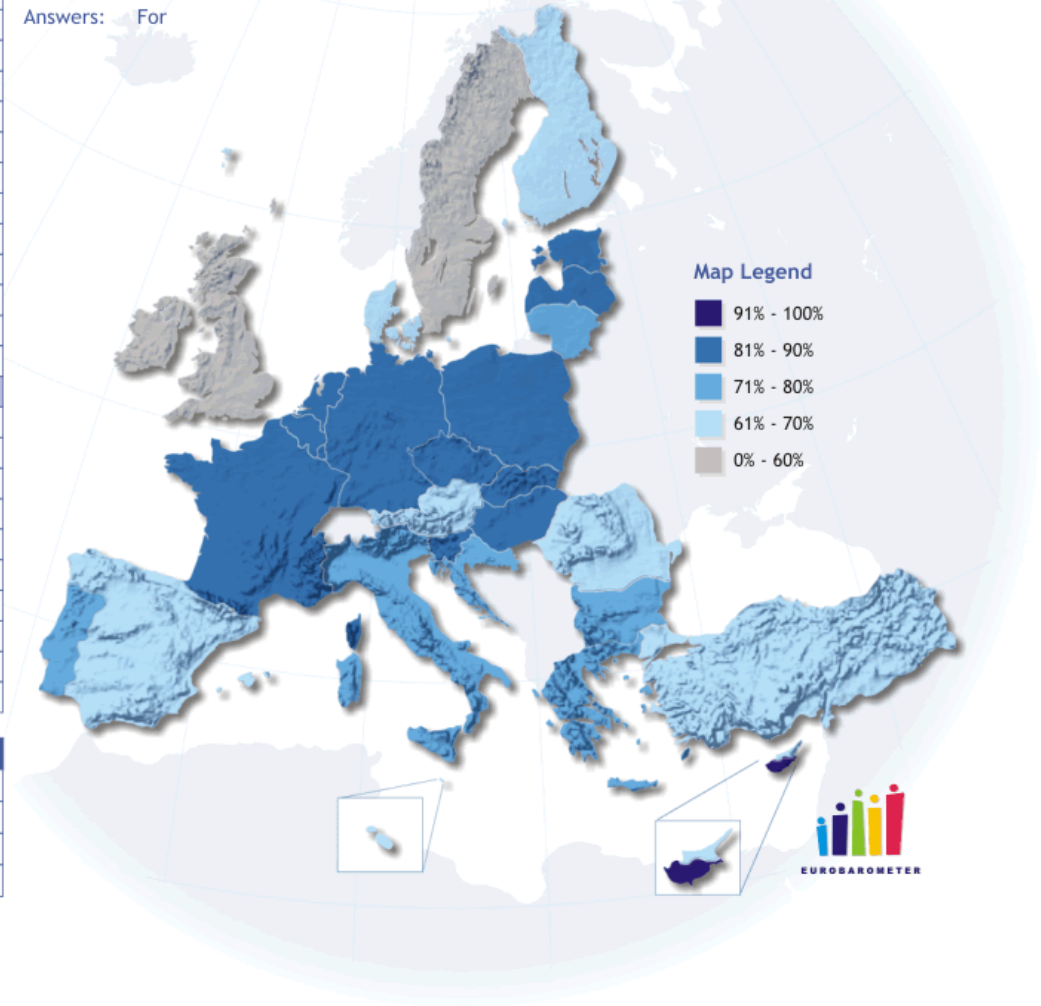


Country Results	
Cyprus*	94%
Slovenia	90%
Belgium	89%
Luxembourg	87%
Estonia	87%
Czech Republic	86%
Poland	86%
Germany	85%
Latvia	85%
Slovakia	85%
Hungary	83%
France	81%
The Netherlands	81%
Greece	80%
Italy	78%
European Union (25)	77%
Lithuania	76%
Portugal	71%
Spain	70%
Denmark	67%
Finland	63%
Austria	61%
Malta	61%
United Kingdom	59%
Ireland	58%
Sweden	58%
*Northern Part of Cyprus (61%)	
Other Countries	
Bulgaria	78%
Croatia	71%
Romania	70%
Turkey	63%

Question: 28.3. What is your opinion on each of the following statements? Please tell me for each statement, whether you are for it or against it.

Option: A common defence and security policy among European Union Member States

Answers: For



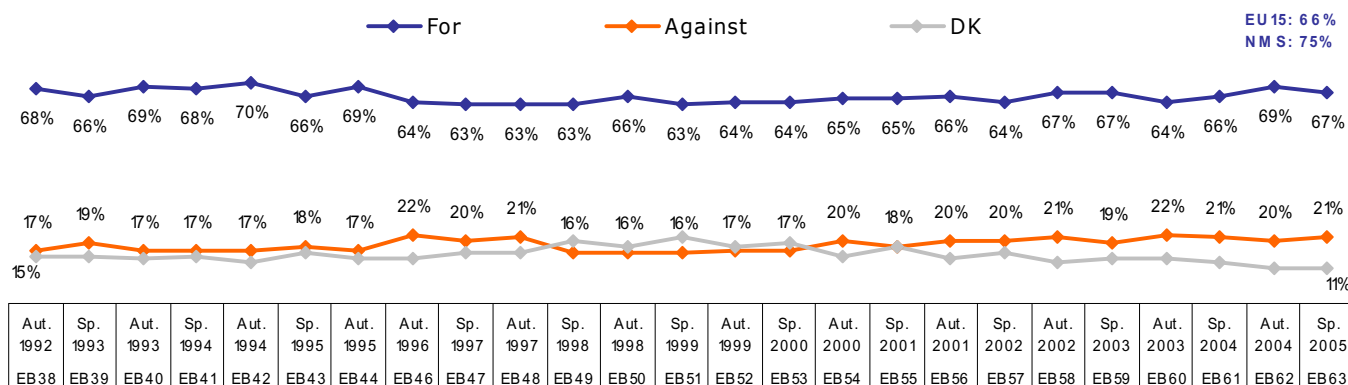
1.2. Support for a common foreign policy

- A slight fall in support for a common foreign policy -

Support for a common foreign policy has fallen very slightly by two points since the last survey³⁶: 67% of European citizens now support this idea.

However, the difference between the level of support recorded for a common defence and security policy and that recorded for a common foreign policy has increased and now stands at 10 points.

Support to one common foreign policy among the member states of the European Union, towards other countries - % EU



Sweden stands out from the other Member States in that more Swedes are against the idea than for it (47% and 46% respectively). The United Kingdom is the second country where less than one in two respondents supports the idea of a common foreign policy.

As regards the other countries, the strength of support tends to be in line with that recorded for the concept of a common security and defence policy. The strongest support is in Cyprus, Slovenia, Germany and Poland.

³⁶ QA28.2. What is your opinion on each of the following statements? Please tell me for each statement, whether you are for it or against it.

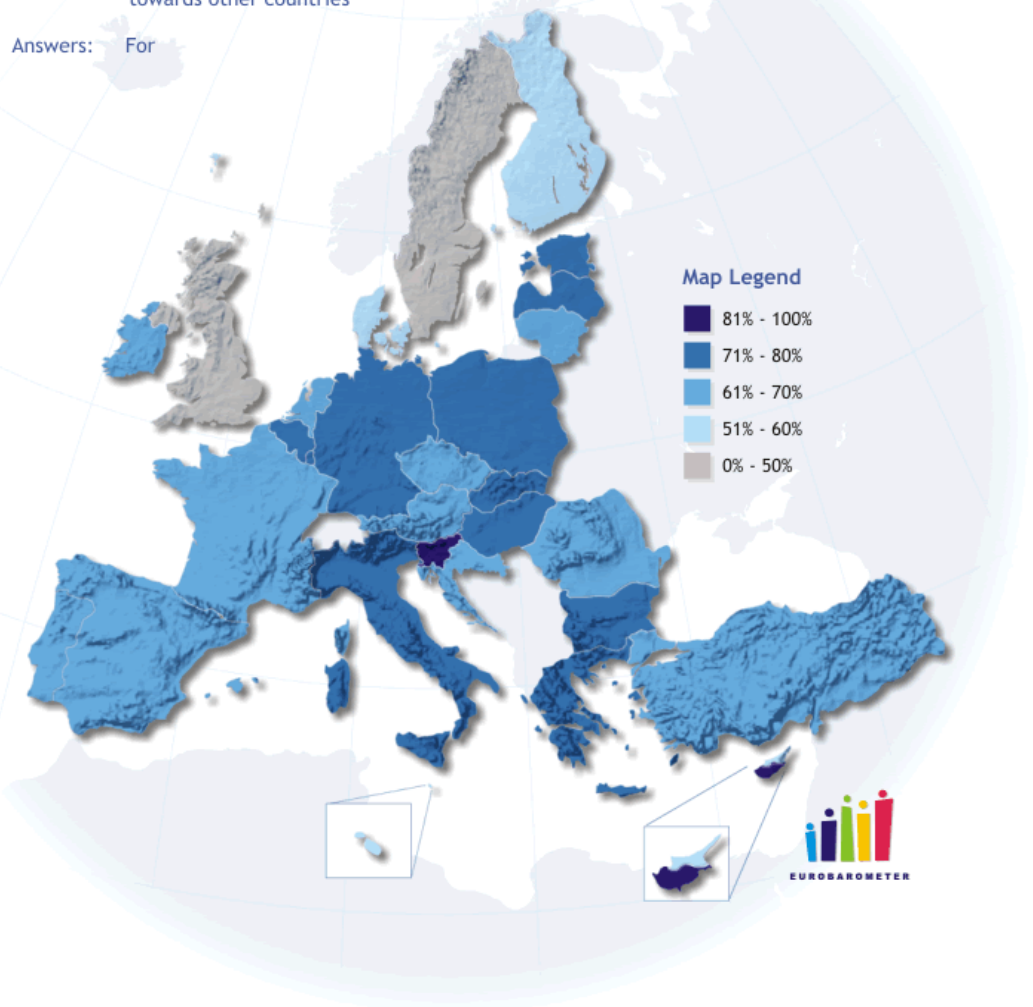
One common foreign policy among the Member States of the European Union, towards other countries

Country Results	
Cyprus*	88%
Slovenia	84%
Germany	78%
Poland	78%
Greece	76%
Belgium	75%
Italy	74%
Luxembourg	73%
Hungary	73%
Latvia	73%
Slovakia	72%
Estonia	71%
Spain	69%
Lithuania	68%
European Union (25)	67%
The Netherlands	66%
France	65%
Czech Republic	65%
Austria	62%
Portugal	62%
Ireland	61%
Finland	58%
Denmark	55%
Malta	51%
Sweden	46%
United Kingdom	44%
*Northern Part of Cyprus (58%)	
Other Countries	
Bulgaria	71%
Romania	68%
Turkey	63%
Croatia	62%

Question: 28.2. What is your opinion on each of the following statements? Please tell me for each statement, whether you are for it or against it.

Option: One common foreign policy among the Member States of the European Union, towards other countries

Answers: For



1.3. Opinions related to ESDP

- Citizens want above all a common position among Member States in the event of an international crisis -

The various proposals tested among respondents in the area of ESDP are approved by a vast majority of citizens and, in most cases, this support is at similar levels to that recorded six months ago³⁷.

The proposal which has the most support is the need for Member States to adopt a common position in the event of an international crisis (83%). It is followed very closely by the desire for a European foreign policy independent from that of the United States (82%) as well as the need to guarantee the application of human rights throughout the world (81%, +2 points).

Three-quarters of European Union citizens (76% and 75% respectively) support the idea of a common immigration and asylum policies between the Member States. The level of support is more or less unchanged since the last survey.

The survey also reveals a slight fall in support for the proposals whereby the European Union should have a rapid military reaction force in the event of an international crisis (68%, -3 points) and whereby the European Union should have its own seat on the United Nations Security Council (69%, -2 points).

The idea of a minister for foreign affairs (included in the proposed Constitution) is supported by more than two out of three citizens.

% Tend to agree EU

	EB59 Sp. 2003	EB60 Aut. 2003	EB61 Sp. 2004	EB62 Aut. 2004	EB63 Sp. 2005	Diff. Aut. 2004/ Sp. 2005
When an international crisis occurs, European Union member states should agree on a common position	83%	81%	82%	83%	83%	=
European Union foreign policy should be independent of United States foreign policy	77%	73%	77%	82%	82%	=
The European Union should work to guarantee Human Rights around the world, even if this is contrary to the wishes of some other countries	76%	74%	76%	79%	81%	+2
The European Union should have a common immigration policy towards people from outside the European Union	71%	71%	71%	76%	76%	=
The European Union should have a common asylum policy towards asylum seekers	70%	71%	70%	75%	75%	=
The European Union should have its own seat on the United Nations Security Council	68%	64%	66%	71%	69%	-2
The European Union should have a rapid military reaction force that can be sent quickly to hotspots when an international crisis occurs	69%	69%	70%	71%	68%	-3
The European Union should have its own Foreign Minister who can be the spokesperson for a common European Union position	64%	63%	64%	67%	67%	=

³⁷ QA32. The European Union already has a Common Foreign and Security Policy and a European Security and Defence Policy. There is now a debate about how much further these should be developed. Do you tend to agree or disagree with each of the following statements ?

2. The European Union's role in the world

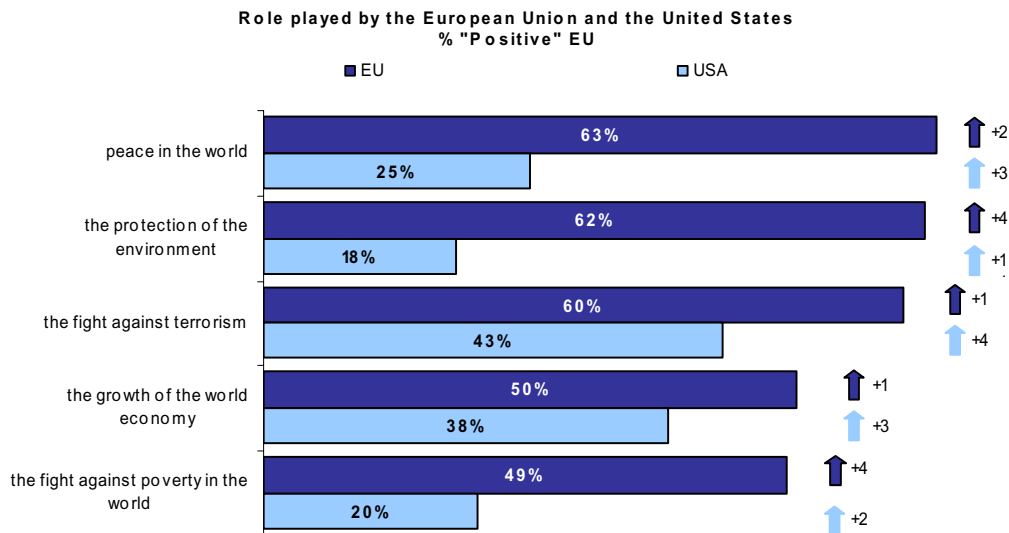
This part of the report analyses, on the one hand, the perception of the role of the European Union and that of the United States in dealing with the key issues of our time and, on the other hand, how European citizens see the European Union's international role compared with five years ago.

2.1. The European Union's role compared with that of the United States

- An increasingly positive view of the role played by the European Union -

During the previous Eurobarometer carried out in autumn 2004, we noted that the international role played by the European Union is becoming increasingly perceived as positive. Once again, in the latest survey carried out at the beginning of 2005, that positive perception of the role played by the European Union in certain areas has increased, but is accompanied this time by an increased recognition of the role of the United States in the same areas³⁸. The difference between the assessment of the persons interviewed with regard to the European Union's action and that of the United States in certain areas remains therefore important.

A comparison of the percentage of citizens who assess positively the role played by the European Union in the area of protection of the environment and the percentage approving the action of the United States in this area, shows a difference of 44 points in favour of the EU. That difference is 38 points in the case of peace in the world. On the other hand, the divergence of opinions is smaller as regards the positive role played by the two entities to boost world economic growth (12 points).



³⁸ QA33a. In your opinion, would you say that the United States tend to play a positive role, a negative role or neither a positive nor a negative role regarding ... ?

QA33b. And in your opinion, does the European Union tend to play a positive role, a negative role or neither a positive nor a negative role regarding ... ?

More than six out of ten respondents perceive positively the role played by the European Union with regards to **peace in the world** (63%) and **the protection of the environment** (62%). The role of the United States in these two areas is, on the other hand, strongly criticised by European citizens and the majority of respondents consider that the American action as regards peace in the world and even more so as regards the protection of the environment is negative (55% and 59% respectively).

As regards **the fight against terrorism**, 60% of respondents consider that the role played by the European Union is positive and 24% consider that its role in this area is neutral. Their opinion is different as regards the action of the United States in this area: although 43% see the American action as positive, 38% consider it to be negative.

The survey also shows that half of the respondents believe that the European Union's contribution to **world economic growth** is positive (50%), while only 38% see the role played by the United States in that light as positive and 35% even declare that the American action in this area is negative.

The role played by the European Union in **combating poverty** is viewed positively by a majority of respondents (49%), while 27% believe that this role is neither positive nor negative. Conversely, a majority of respondents view negatively the American action in the fight against poverty in the world (52%).

Therefore, in general, the role played by the European Union in these five areas is perceived positively by the majority of the persons interviewed. On the other hand, the role of the United States is seen far more negatively.

	European Union			United States		
	% positive	% negative	% Neither .. nor ..	% positive	% negative	% Neither .. nor ..
peace in the world	63%	9%	22%	25%	55%	16%
the protection of the environment	62%	12%	18%	18%	59%	15%
the fight against terrorism	60%	10%	24%	43%	38%	14%
the growth of the world economy	50%	14%	27%	38%	35%	19%
the fight against poverty in the world	49%	16%	27%	20%	52%	21%

2.2. The European Union's international role

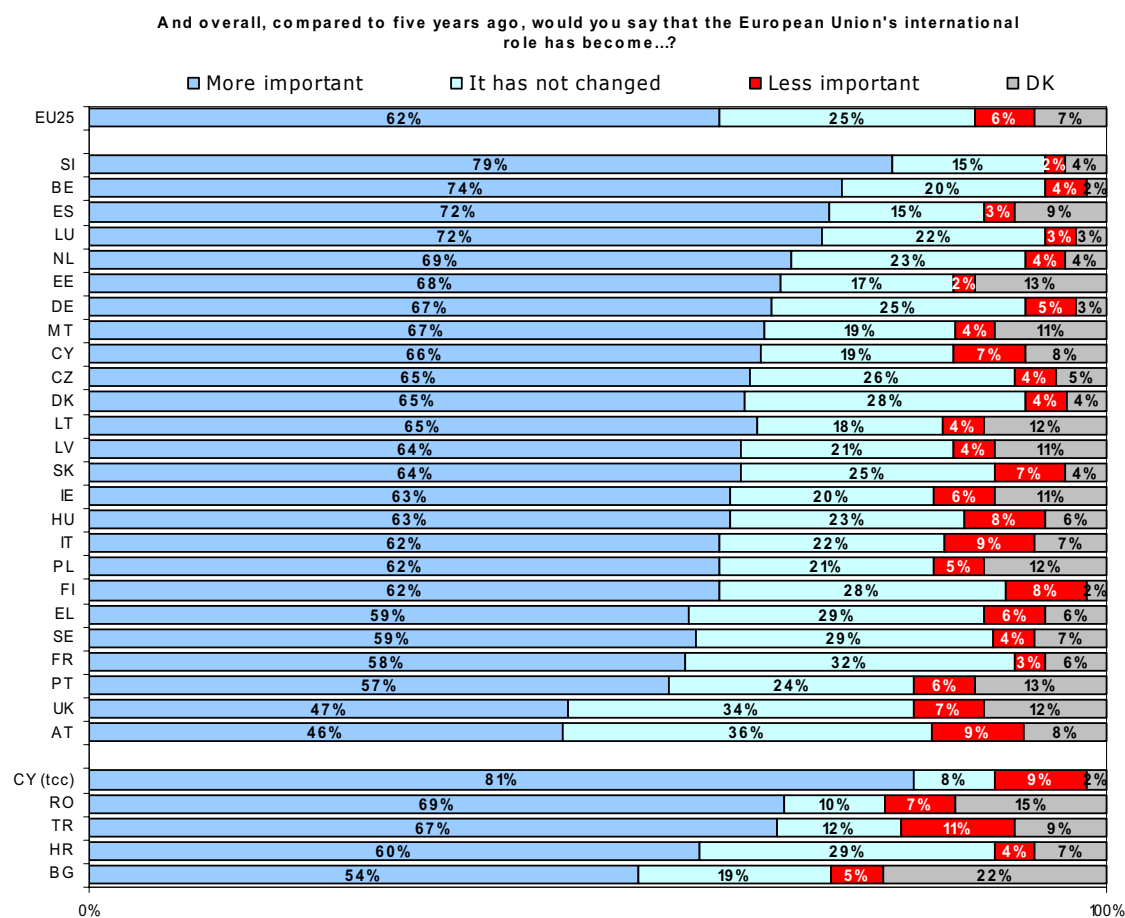
A new question was added to the Eurobarometer carried out in spring 2005, that measures the international role of the European Union compared with five years earlier³⁹.

- The prevailing view is that the European Union's international role is now more important -

62% of the persons interviewed believe that the European Union's international role has become more important over the last five years, 25% believe that it has not changed and only 6% believe that it is less important.

Although in all the countries that participated in this survey, the prevailing feeling is that the European Union plays a more important role than five years ago, there are certain differences of opinion from one country to the next.

In Slovenia, Belgium, Spain and Luxembourg, more than seven out of ten citizens consider that the international role played by the European Union is more important now than five years ago. Opinions are mixed in the United Kingdom and Austria where 36% and 34% respectively of citizens think that its role has not changed at all.



³⁹ QA33c. And overall, compared to five years ago, would you say that the European Union's international role has become ... ?

From a socio-demographic point of view, more citizens recognise the change in the international role played by the European Union over the last five years among:

- ◆ Young people aged from 15 to 24 (68%, differential of +14 points compared with the 55 and over age group);
- ◆ Respondents who have studied longer or those who are still students;
- ◆ Leaders of opinion;
- ◆ Citizens that consider they are very knowledgeable about European affairs.

	More important
EU25	62%
Sex	
Male	64%
Female	60%
Age	
15-24	68%
25-39	66%
40-54	63%
55 +	54%
Education (End of)	
15	50%
16-19	61%
20+	69%
Still Studying	73%
Subjective urbanisation	
Rural village	60%
Small/ mid size town	62%
Large town	64%
Opinion Leadership	
++	69%
+	68%
-	61%
--	50%
EU Knowledge	
1 - 3	49%
4 - 7	68%
8 - 10	70%

IV. THE EUROPEAN UNION AND ITS CITIZENS

We shall now examine the aspects linked to the relationship between the European Union and its citizens, namely:

- ◆ **Informing European citizens**: to what extent are citizens informed about European subjects? By what means or via what sources? How is European information presented at national level?
- ◆ **Membership of the European Union**: support for membership of the European Union and its advantages; the European Union's image, what it represents for citizens and how they perceive it.
- ◆ **The European identity**: European Union identity factors, such as the flag, European citizenship, pride in and attachment to the European Union.
- ◆ **The European institutions**: their reputation, the importance of their role and the extent to which citizens trust them.

1. Information in the European Union

Informing citizens is undoubtedly a key factor in building the European Union. Studies show that a lack of information is particularly harmful for a good understanding of how the European Union works and its policies. Information is even more important now that the European Union has been enlarged to twenty-five Member States and other countries are preparing to join it soon. It is therefore essential that every European Union citizen is informed adequately.

In order to gain a better understanding of the situation regarding the level of information in the European Union, this part of the report deals successively with the following points:

- * ***The attitude to information in general***
- * ***The perception of the level of knowledge about the European Union***
- * ***Effective knowledge about the European Union***
- * ***Sources of information about the European Union***
- * ***The European Union in the national media***
- * ***Teaching in schools how the European institutions work***
- * ***The European Union's budget***

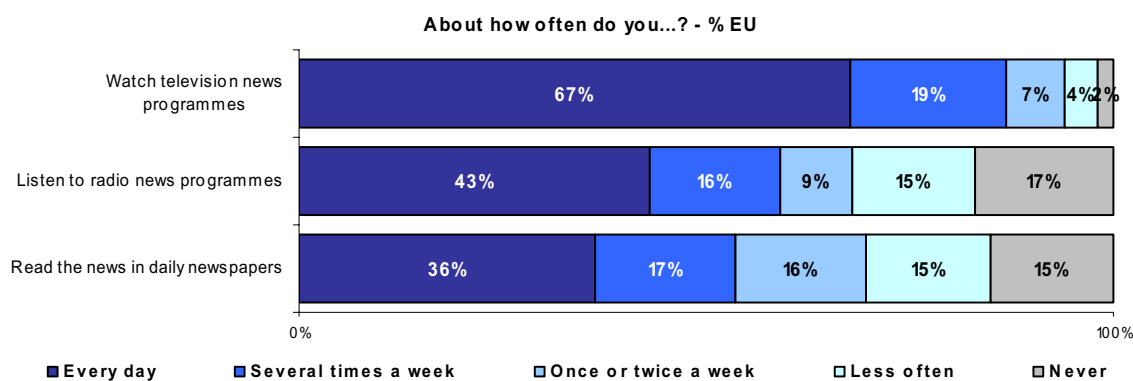
1.1. The attitude of Europeans to information in general

- Information shown on television is the most popular -

At the level of the European Union, 67% of citizens watch news programmes on television every day and 19% watch them several times a week.

The radio is also widely used by respondents: 43% listen to the news every day on the radio and 16% do so several times a week. It is to be noted, however, that 17% of European Union citizens never listen to news broadcasts on the radio.

Daily newspapers are also read on a daily basis by 36% of European citizens and 17% consult them several times a week.



In general, citizens who follow the news on a daily basis via the television, radio and newspapers are more likely to be men, leaders of opinion and citizens who have a good knowledge of European affairs. There are however certain differences depending on the media.

Respondents who watch the news on television every day are more likely to be aged 55 and over (81% versus 44% for the 15-24 age group) and to have left school at an early age.

Citizens who listened to radio news broadcasts on a daily basis tend to be above all aged over 40, have studied longer and live in rural areas.

Finally, daily newspapers are read every day for news above all by respondents aged 55 and over, those having studied longer and citizens with right-wing leanings.

1.2. The perception of the level of knowledge about the European Union

- A feeling among citizens that their knowledge is fairly limited -

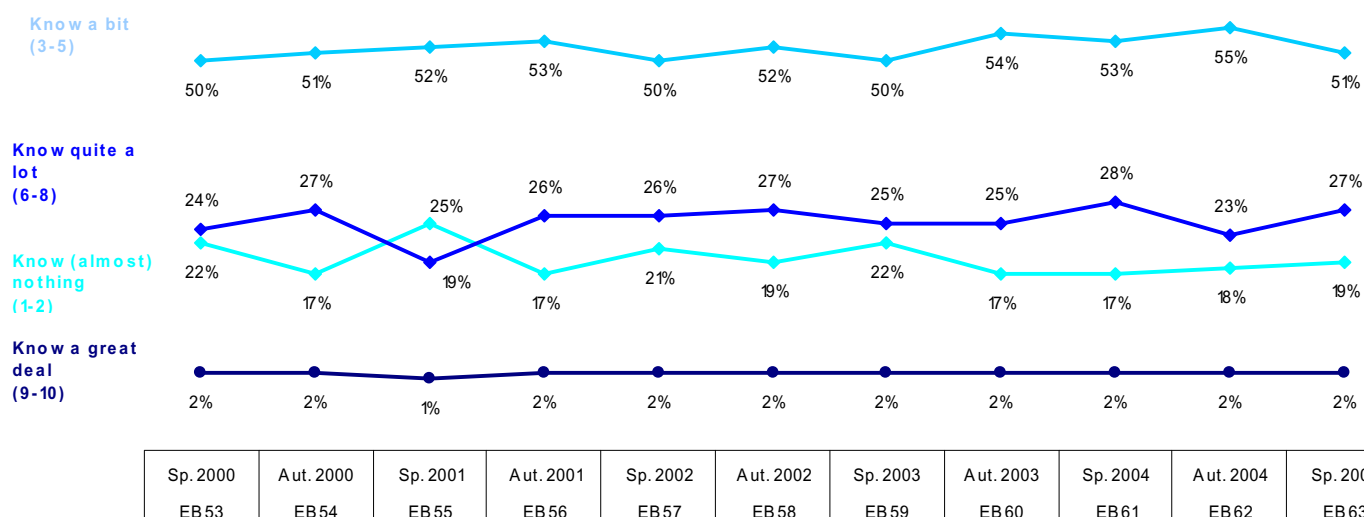
For several years, European Union citizens have been asked, in the framework of the Eurobarometer, to assess their level of knowledge about the European Union, its policies and its institutions. To that end, respondents are asked to rate their level of knowledge on a scale of 1 (know nothing at all) to 10 (know a great deal) symbolising their level of knowledge⁴⁰. For ease of reference, the scores have been grouped together.

The percentage of persons interviewed who consider that they know nothing or almost nothing about the European Union (scores 1 and 2) is relatively stable (19%).

The majority of respondents (51%) rate their level of knowledge between 3 and 5, considering therefore that their knowledge about the European Union is fairly limited. It is to be noted however that the score for this category is 4 points lower than that recorded in the last survey. That change is reflected by an increase in the number of persons who consider that they have a better level of knowledge.

Some 27% of respondents give themselves a score of between 6 and 8, which corresponds to an increase of 4 points compared with the end of 2004. Only 2% believe that they know a great deal about the European Union (scores 9 and 10).

Using this scale, how much do you feel you know about the European Union, its policies, its institutions? - % EU



⁴⁰ QA18. Using this scale, how much do you feel you know about the European Union, its policies, its institutions ?

To facilitate the interpretation of the replies to this question, we shall analyse here the average score obtained on the scale of 1 to 10.

The average level of subjective knowledge of European Union citizens is 4.4 (+0.1 point compared with that recorded in the EB62 survey, carried out in autumn 2004).

- ◆ The average score in terms of knowledge of the European Union is 4.8 for men, while the score among women is lower at 4.1, which is however slightly higher than at the time of the last survey (+0,2).
- ◆ Respondents aged 55 and over (4.2) consider that they know less than younger respondents.
- ◆ The level of education seems to be a strong differentiating factor. On average, the higher the level of education of respondents, the more that they consider they know about the European Union. Accordingly, the differential between respondents having studied up to the age of 20 or more (5.1., no change over the last six months) and those who left school at the age of 15 or earlier (3.7, - 0.1 point) is 1.5 point.
- ◆ Citizens who are defined as of "leaders of opinion" consider that their level of knowledge about the European Union is considerably higher than the average. At 5.8, this score is +0.2 points higher than in the last survey. The difference is even more striking when it is compared with the score of respondents who can be described as followers, that is to say those who do not try to influence either friends and family, and who, on the contrary, are sensitive to the arguments of "leaders of opinion" (3.2; -0.1 point).
- ◆ Finally, respondents living in large cities tend to feel slightly more knowledgeable about the European Union than people living in rural areas.

	Average		
	EB62	EB63	Diff.
EU25	4,3	4,4	+0,1
Sex			
Male	4,7	4,8	+0,1
Female	3,9	4,1	+0,2
Age			
15-24	4,5	4,5	=
25-39	4,5	4,6	+0,1
40-54	4,6	4,6	=
55 +	4,2	4,2	=
Education (End of)			
15	3,7	3,6	-0,1
16-19	4,4	4,4	=
20+	5,1	5,1	=
Still studying	4,6	4,8	+0,2
Opinion Leadership			
++	5,6	5,8	+0,2
+	4,7	4,9	+0,2
-	4,1	4,3	+0,2
--	3,3	3,2	-0,1
Subjective urbanisation			
Rural village	4,2	4,3	+0,1
Small/ mid size town	4,3	4,4	+0,1
Large town	4,6	4,6	=

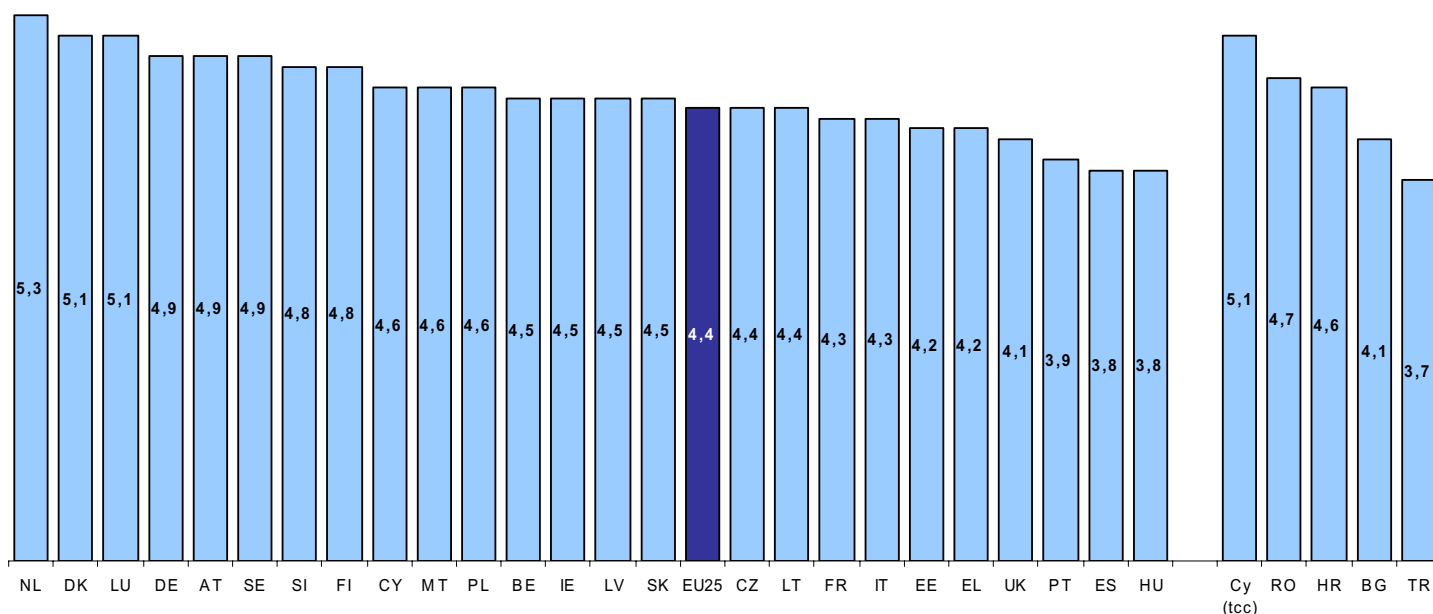
The analysis by country of this question is also based on the average obtained in each country.

In line with the results obtained in autumn 2004, the persons interviewed in The Netherlands consider that they know more than the others about the European Union's policies and institutions (5.3, +0.3 points). They are followed by citizens in Denmark (5.1) whose subjective level of knowledge has increased by 0.4 points and by citizens in Luxembourg (5.1; +0.2 points).

The lowest subjective level of knowledge in the European Union is found in Hungary (3.8).

As regards the accession and candidate countries, citizens in Rumania consider that they are fairly well-informed about the European Union (4.7; +0.1 point). On the other hand, the persons interviewed in Turkey consider their level of knowledge to be significantly lower, with however a slightly higher score than that recorded in the last survey (3.7; +0.2 points).

How much do you feel you know about the European Union, its policies, its institutions?
Scale from 1 "know nothing at all" to 10 "know a great deal" - Average



1.3. Effective knowledge about the European Union

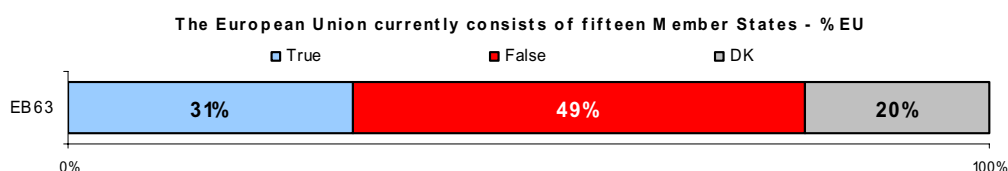
After having measured the subjective level of knowledge that citizens have about the European Union, we shall now examine their effective knowledge.

This Eurobarometer 63 includes a knowledge test comprising of four statements about the European Union for which respondents were asked to say whether each statement is true or false⁴¹.

a) The European Union currently consists of fifteen Member States

This statement was modified for this spring's survey: the number of Member States tested was twelve previously and is now fifteen.

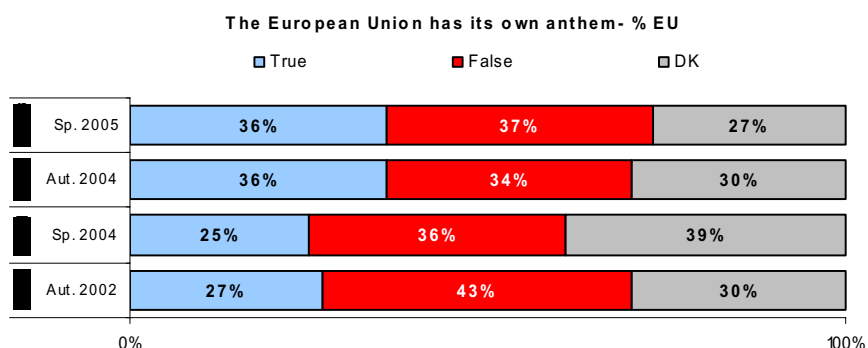
In response to the statement that the European Union is composed of 15 Member States (there are in fact 25 Member States), almost one in two persons interviewed gave the right answer, i.e. the statement is false (49%), while 31 of respondents believe that the statement is true. Finally, 20% felt unable to express an opinion.



b) The European Union has its own anthem

European opinion is divided as to whether the European Union has its own anthem (in fact, Ode to Joy of Beethoven). Some 36% of citizens believe that is true, while 37% think the opposite.

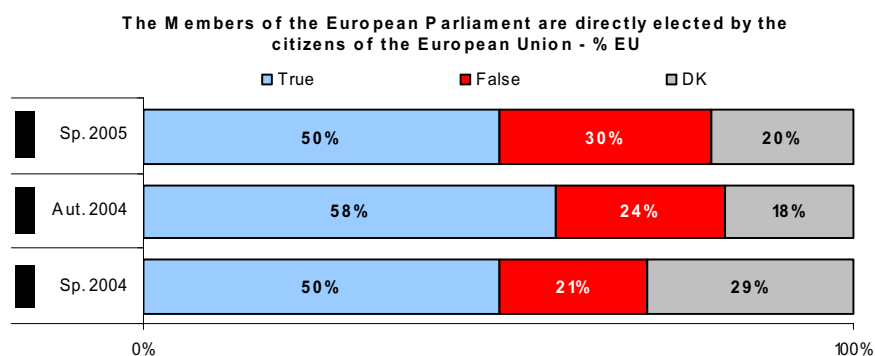
These results are more or less the same as those recorded last autumn. It is to be noted that 27% of the persons interviewed preferred not to give their opinion on this question.



⁴¹ QA24. For each of the following statements about the European Union could you please tell me whether you think it is true or false ?

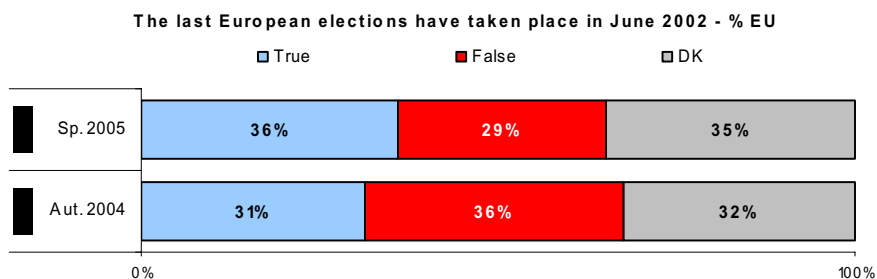
c) Members of the European Parliament are elected directly by European Union citizens

At the end of 2004, i.e. a few months after the European elections, 58% of the persons interviewed knew that MEPs are elected directly by European citizens. That figure has fallen by 8 points and is now at a level similar to that recorded a year ago.



d) The last European elections were held in June 2002

One year after the June 2004 European elections, only 29% of European Union citizens know that it is false to claim that the last European elections were held in June 2002, while 36% of respondents believe that this statement is correct. Already badly informed last autumn on this subject, the level of knowledge fell further in the first half of 2005 since the percentage of right answers (false) is 7 points lower, while the percentage of wrong answers has increased by 5 points and the level of DK replies by 3 points.



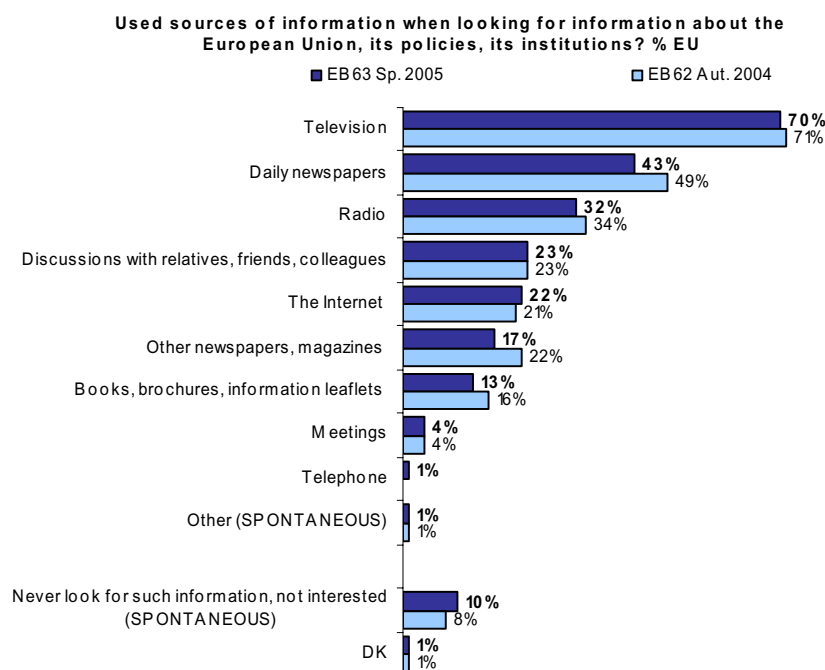
1.4. Sources of information about the European Union

After having examined the subjective and objective assessments of the level of knowledge about the European Union, its policies and institutions, this part of the report focuses more specifically on the sources of information used by citizens, as well as their preferred sources of information.

- Television: an indispensable source of information -

There is still a very broad consensus on the main sources of information used by the general public to obtain information about the European Union, even if the frequency by which they are mentioned is slightly lower⁴². Seven out of ten respondents look to television to obtain information about the European Union (a score of 70%, -1 point), almost half of the persons interviewed get their information from daily newspapers (43%, -6 points) and a third listen to the radio (32%, -2 points).

Discussions come in fourth place (23%), followed by the Internet, which for the first time obtains a higher score than other newspapers or magazines (22%, +1 point and 17%, -5 points respectively) as a source of information about the European Union.



⁴² QA19. When you are looking for information about the European Union, its policies, its institutions, which of the following sources do you use? Which else?

There are certain differences in terms of socio-demographic variables:

- ◆ Men tend to diversify more their sources of information. More men than women consult daily newspapers (+10 points), the Internet (+6 points) and the radio (+5 points) to obtain information about the European Union.
- ◆ Younger citizens tend to make more use of the Internet to keep up-to-date with news about the European Union; the differential between respondents aged between 15 and 24 (40%) and those aged 55 and over (8%) in respect of the Internet is 32 points. On the other hand, younger people seem to make less use than older people of the radio, television and daily newspapers.
- ◆ The level of education affects this question as a whole: on average, the longer the respondents studied, the more use they tend to make of all the sources of information mentioned here. This observation cannot however be confirmed as regards television. Finally, it is to be noted that 16% of citizens who left school before the age of sixteen declared spontaneously that they are not interested in this type of information.
- ◆ The Internet and daily newspapers are more used by people living in large cities.
- ◆ Finally, citizens who consider that they know a great deal about the European Union are more likely to mention each of the sources of information. That is particularly true as regards daily newspapers: 66% of well-informed citizens use that source of information about the European Union, compared with only 26% of citizens who consider that they know little or nothing about the European Union. It is to be noted that 21% of the latter declared spontaneously that they are not interested in obtaining information on this subject.

	Television	Daily newspapers	Radio	Discussions with relatives, friends, colleagues	The Internet	Other newspapers, magazines	Books, brochures, information leaflets	Meetings	Telephone	Never look for such information, not interested (SPONTANEOUS)
UE25	70%	43%	32%	23%	22%	17%	13%	4%	1%	10%
Sex										
Male	71%	48%	35%	23%	25%	19%	13%	4%	1%	8%
Female	70%	38%	30%	24%	19%	16%	13%	3%	1%	12%
Age										
15-24	63%	34%	23%	29%	40%	15%	16%	4%	1%	11%
25-39	68%	43%	31%	25%	28%	18%	14%	4%	1%	9%
40-54	73%	47%	36%	24%	22%	20%	15%	4%	1%	8%
55 +	73%	44%	34%	19%	8%	16%	10%	3%	1%	12%
Education (End of)										
15	70%	34%	26%	16%	5%	9%	6%	2%	1%	16%
16-19	72%	44%	34%	23%	17%	17%	11%	4%	1%	11%
20+	71%	53%	39%	28%	35%	27%	22%	5%	1%	4%
Still Studying	65%	38%	25%	32%	49%	18%	20%	5%	1%	7%
Subjective urbanisation										
Rural village	71%	41%	34%	21%	19%	17%	12%	4%	1%	10%
Small/ mid size town	71%	42%	30%	24%	21%	17%	13%	4%	1%	9%
Large town	68%	47%	34%	25%	27%	20%	16%	4%	1%	11%
EU Knowledge										
1-3	57%	26%	20%	17%	10%	8%	6%	2%	1%	21%
4-7	77%	51%	38%	27%	26%	21%	16%	4%	1%	4%
8-10	77%	66%	48%	30%	46%	36%	29%	11%	1%	1%

Sources used to obtain information about the European Union, its policies and its institutions (by country)

	Television	Daily newspapers	Radio	Discussions with relatives, friends, colleagues	The Internet	Other newspapers, magazines	Books, brochures, information leaflets	Meetings	Telephone	Never look for such information, not interested (SPONTANEOUS)
EU25	70%	43%	32%	23%	22%	17%	13%	4%	1%	10%
BE	72%	44%	35%	26%	30%	16%	15%	3%	1%	7%
CZ	71%	50%	35%	25%	19%	18%	10%	1%	1%	13%
DK	83%	54%	51%	41%	36%	28%	24%	5%	0%	3%
DE	81%	60%	46%	29%	23%	23%	15%	6%	1%	9%
EE	70%	40%	44%	19%	38%	21%	12%	4%	1%	9%
EL	83%	25%	20%	27%	9%	14%	10%	4%	1%	6%
ES	66%	35%	24%	14%	10%	5%	9%	3%	0%	11%
FR	75%	40%	36%	33%	23%	21%	17%	4%	3%	0%
IE	63%	41%	38%	17%	14%	16%	14%	3%	0%	14%
IT	67%	36%	13%	17%	11%	16%	9%	2%	0%	9%
CY	72%	25%	27%	35%	25%	14%	21%	4%	1%	6%
LV	75%	36%	47%	23%	26%	25%	14%	2%	1%	9%
LT	79%	35%	46%	17%	22%	26%	11%	3%	0%	4%
LU	83%	59%	56%	42%	25%	32%	33%	11%	1%	0%
HU	75%	43%	42%	25%	14%	14%	8%	4%	1%	10%
MT	64%	30%	26%	21%	28%	12%	26%	6%	2%	5%
NL	77%	61%	40%	39%	42%	38%	29%	5%	1%	3%
AT	70%	61%	46%	37%	15%	24%	17%	6%	0%	14%
PL	75%	30%	41%	19%	25%	16%	16%	6%	1%	7%
PT	72%	21%	13%	12%	11%	16%	9%	1%	0%	13%
SI	79%	55%	51%	31%	34%	26%	17%	3%	1%	7%
SK	78%	43%	44%	30%	20%	29%	16%	9%	1%	8%
FI	79%	64%	31%	24%	40%	29%	17%	3%	1%	4%
SE	76%	68%	41%	38%	41%	22%	27%	7%	1%	6%
UK	45%	35%	22%	13%	30%	8%	8%	2%	1%	27%
BG	77%	29%	34%	32%	6%	14%	4%	2%	0%	9%
HR	80%	44%	31%	30%	12%	13%	5%	1%	0%	7%
RO	80%	26%	38%	27%	12%	18%	10%	6%	0%	9%
TR	87%	42%	20%	30%	6%	12%	7%	4%	-	1%
CY (tcc)	75%	48%	25%	29%	11%	18%	8%	4%	-	5%

An analysis by country of the answers to this question, highlights the following points:

- ◆ In each country, **television** is the main source of information about the European Union, with a score ranging from 87% in Turkey to 45% in the United Kingdom. It also obtains a very high score in Denmark, Greece and Luxembourg (83%).
- ◆ **Daily newspapers** seem to be favoured more by respondents in Sweden (68%) and Finland (64%); they are consulted far less in Portugal (21%).
- ◆ The third sources of information used regarding the European Union, **the radio**, is the most favoured source in Luxembourg (56%), Denmark and Slovenia (51%).
- ◆ **Discussions** with family, friends or colleagues are a source of information in particular for citizens in Luxembourg (42%), Denmark (41%) and Sweden (38%).
- ◆ Use of the **Internet** has increased strongly in recent years and it is used for information purposes by high proportion of citizens in The Netherlands (42%), Sweden (41%) and Finland (40%).
- ◆ Although **magazines** are widely consulted as a source of information about the European Union in The Netherlands (38%) and Luxembourg (32%), their use is marginal in Spain (5%).
- ◆ Citizens in Luxembourg seem to rely more than their fellow European citizens on **books or leaflets** to find out what is happening in the European Union (33%). They are followed by the Dutch (29%).
- ◆ Finally, at the beginning of 2005, the countries where the most people declared spontaneously that they **did not want to receive information** on the European Union or said they were not interested, were the United Kingdom (27%), followed by Ireland and Austria (14%).

1.5. The European Union in national media

When they want to obtain information on the European Union, its policies and its institutions, European citizens have a marked preference for the traditional media (television, daily newspapers and radio). In order to provide an additional insight into this subject, we shall now examine how citizens perceive the media coverage given to the European Union in each of those three media. This chapter will be based on two questions:

- the quantity of information transmitted by television, radio and national press;
- the way in which the three media in question present that information.

These questions have been modified for this Eurobarometer and will therefore not be compared with the previous surveys in which sources of information were addressed together as national "media".

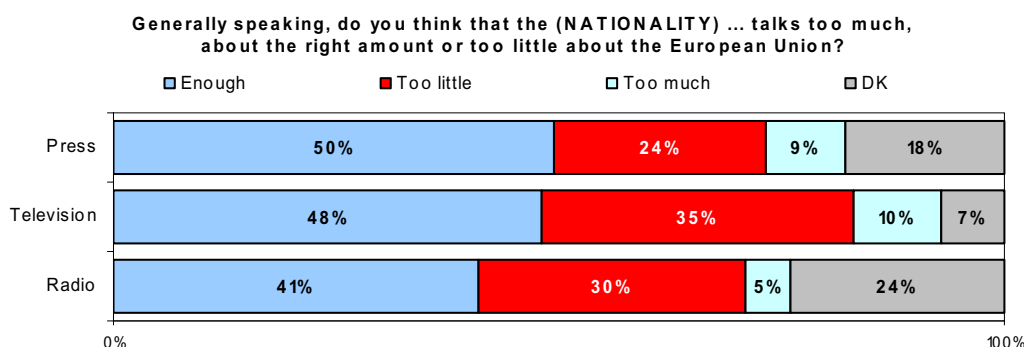
1.5.1. Media coverage of the European Union

- A desire to see more information on television -

At the beginning of 2005, half of the respondents consider that **their national press** gives sufficient coverage to the European Union (50%), a quarter of them that it does not get enough coverage (24%), while one out of ten respondents consider that it gets too much coverage (10%)⁴³. It is to be noted that 18% of the respondents did not express an opinion.

Television is a different case: although 48% of respondents consider that this media gives sufficient coverage to European affairs, 35% declared that it does not talk enough about the subject. Those respondents therefore feel that national television could give them more information. In other words, more than a third of European citizens seem to want greater television coverage of European news.

As regards **the radio**, four out of ten European citizens consider that the radio talks about the right amount about European affairs (41%) and three out of ten citizens feel it does not provide enough information (30%). The high level of "don't know" replies is noteworthy, since a quarter of respondents felt unable to express an opinion on this subject (24%).



⁴³ QA20a. Generally speaking, do you think that the (NATIONALITY) ... talks too much, about the right amount or too little about the European Union ?

Looking at the situation in each of the countries covered by the survey shows that citizens in Estonia tend to be satisfied on the whole with the volume of media coverage devoted by the television, radio and national press in their country to European subjects.

Spaniards are most likely to consider that the three sources of information studied give too much coverage to the European Union.

Conversely, in Greece, a majority of respondents believe that their national television, radio and national press do not give enough coverage to European affairs.

	Television			Radio			Press		
	Too much	Enough	Too little	Too much	Enough	Too little	Too much	Enough	Too little
EU25	10%	48%	35%	5%	41%	30%	9%	50%	24%
BE	5%	55%	38%	2%	50%	34%	4%	64%	21%
CZ	7%	47%	41%	4%	43%	37%	9%	50%	28%
DK	7%	52%	37%	4%	49%	29%	4%	58%	27%
DE	3%	56%	35%	2%	51%	32%	3%	61%	24%
EE	5%	64%	25%	2%	57%	24%	4%	65%	18%
EL	13%	28%	54%	6%	25%	39%	10%	33%	35%
ES	22%	46%	24%	14%	34%	18%	18%	39%	16%
FR	22%	44%	29%	9%	42%	23%	13%	51%	16%
IE	9%	52%	27%	7%	52%	26%	8%	54%	23%
IT	3%	48%	41%	2%	33%	36%	4%	49%	29%
CY	13%	33%	48%	7%	28%	42%	14%	35%	30%
LV	11%	47%	33%	5%	44%	31%	12%	51%	19%
LT	7%	55%	32%	4%	50%	27%	5%	57%	22%
LU	4%	52%	32%	2%	50%	27%	4%	62%	19%
HU	9%	60%	26%	5%	55%	26%	10%	55%	20%
MT	13%	43%	32%	8%	34%	26%	10%	45%	18%
NL	7%	30%	58%	3%	28%	38%	5%	51%	31%
AT	14%	50%	28%	11%	48%	26%	15%	55%	21%
PL	6%	46%	41%	3%	42%	32%	4%	44%	24%
PT	6%	48%	38%	3%	37%	38%	3%	43%	31%
SI	14%	61%	20%	10%	60%	19%	11%	65%	17%
SK	10%	57%	30%	5%	56%	28%	10%	61%	20%
FI	4%	65%	27%	2%	53%	23%	3%	74%	17%
SE	3%	55%	36%	2%	42%	28%	4%	59%	27%
UK	13%	43%	33%	7%	39%	29%	16%	38%	26%
BG	18%	45%	29%	10%	35%	25%	12%	37%	23%
HR	29%	37%	29%	16%	34%	25%	20%	39%	25%
RO	10%	46%	31%	7%	38%	26%	9%	39%	26%
TR	44%	31%	18%	20%	22%	21%	37%	27%	14%
CY (tcc)	54%	35%	7%	42%	37%	8%	50%	35%	7%

1.5.2. The way in which the media present the European Union

We shall now examine how European citizens perceive the way in which information on the European Union is presented by the three major national media, that is to say the television, press and radio⁴⁴.

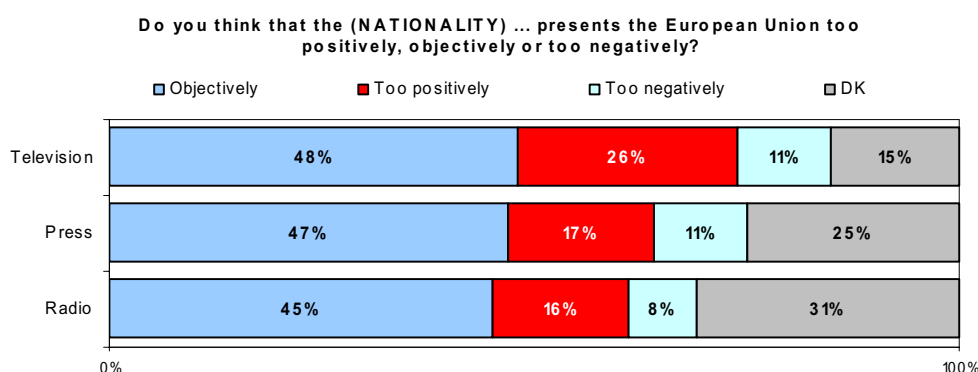
- Media generally seen as objective -

48% of the respondents consider that television coverage in their country presents the European Union objectively; 47% also share that view as regards the press and 45% as regards radio coverage.

However, more than a quarter of those surveyed consider that television in their country is too positive in its approach to European affairs (26%), while the corresponding percentages are 17% for the press and 16% for radio coverage.

Just over one in ten citizens consider that both television and the press treat European affairs too negatively (11%).

Finally, the number of "don't know" replies to this question is significant: 31% of the persons interviewed did not express an opinion as regards radio coverage, 25% for the press and 15% for television.



⁴⁴ QA20b. Do you think that the (NATIONALITY) ... presents the European Union too positively objectively or too negatively ?

The feeling that information on the European Union is presented objectively in the three media seems to be more widespread in Belgium, Slovenia and Finland.

It is interesting to note here the results recorded in the United Kingdom, where a large number of citizens consider that information on the European Union is presented too negatively on both television and the radio, but above all in the press.

The highest numbers of respondents who consider that European information is presented too positively are to be found in the current non-EU countries, mainly in Croatia and Turkey.

	Television			Radio			Press		
	Too positively	Objectively	Too negatively	Too positively	Objectively	Too negatively	Too positively	Objectively	Too negatively
EU25	26%	48%	11%	16%	45%	8%	17%	47%	11%
BE	21%	64%	9%	16%	62%	6%	16%	62%	9%
CZ	30%	54%	7%	21%	53%	5%	19%	55%	7%
DK	26%	55%	11%	18%	54%	7%	18%	57%	9%
DE	25%	53%	9%	17%	53%	7%	18%	56%	8%
EE	34%	50%	3%	25%	48%	2%	25%	51%	4%
EL	35%	44%	11%	19%	37%	10%	21%	43%	10%
ES	37%	42%	3%	22%	36%	3%	23%	41%	3%
FR	33%	40%	12%	17%	40%	7%	17%	44%	9%
IE	15%	55%	8%	13%	55%	8%	12%	54%	9%
IT	17%	52%	14%	8%	44%	9%	12%	53%	9%
CY	32%	49%	8%	24%	44%	5%	25%	44%	6%
LV	33%	47%	5%	23%	46%	4%	24%	46%	7%
LT	34%	49%	3%	26%	44%	2%	26%	49%	2%
LU	29%	45%	8%	24%	43%	7%	25%	47%	6%
HU	36%	49%	6%	27%	49%	6%	27%	47%	7%
MT	31%	39%	3%	20%	33%	3%	20%	40%	3%
NL	27%	41%	21%	13%	38%	11%	13%	50%	19%
AT	34%	48%	6%	29%	47%	5%	27%	51%	7%
PL	39%	45%	5%	28%	44%	3%	25%	41%	4%
PT	12%	58%	8%	8%	51%	8%	8%	53%	8%
SI	32%	60%	3%	27%	60%	2%	28%	61%	3%
SK	38%	52%	3%	26%	58%	2%	29%	53%	4%
FI	30%	60%	4%	18%	55%	3%	22%	65%	4%
SE	19%	54%	13%	10%	48%	7%	18%	47%	16%
UK	13%	42%	22%	8%	39%	17%	9%	32%	30%
BG	42%	34%	5%	27%	31%	3%	29%	31%	3%
HR	49%	32%	7%	35%	30%	6%	36%	35%	7%
RO	26%	53%	3%	18%	46%	2%	20%	45%	4%
TR	46%	29%	12%	27%	22%	13%	38%	24%	12%
CY (tcc)	57%	29%	6%	48%	29%	6%	57%	26%	7%

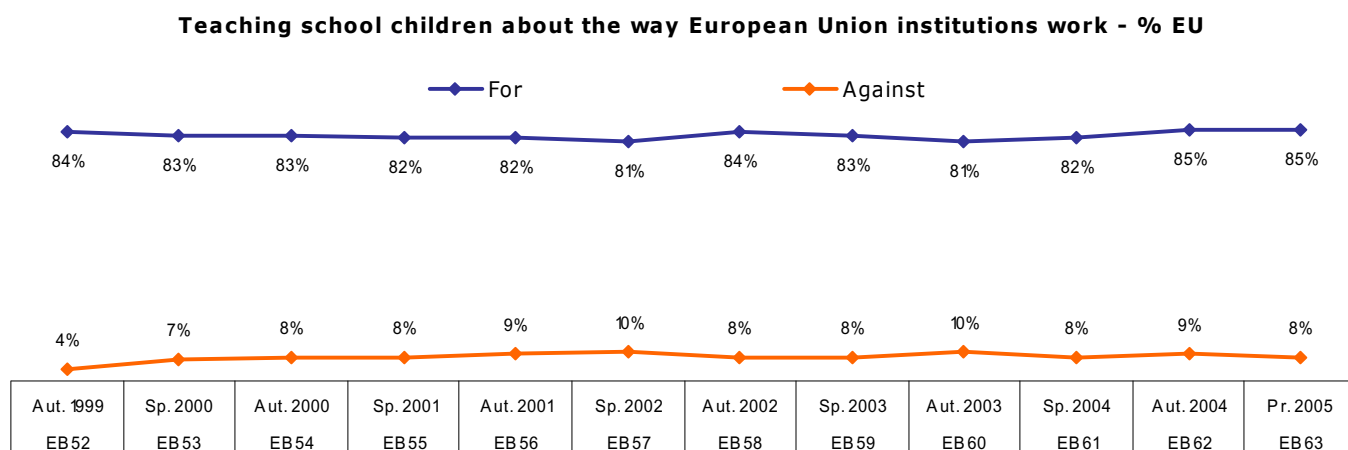
1.6. Teaching school children about the way the European institutions work

Although the press plays an essential role in disseminating information, educational systems can also play a role. For several years, the Eurobarometer has asked respondents whether the way in which the European institutions work should be taught in schools⁴⁵.

- Citizens support the idea of introducing this subject into the classroom -

Once again, in a way that has remained stable over time, European citizens are very much in favour of school children being taught from a very early age about the way the European institutions work.

At the beginning of 2005, 85% of the people surveyed support the idea of introducing this subject into the classroom. That score is the same as that recorded last autumn.

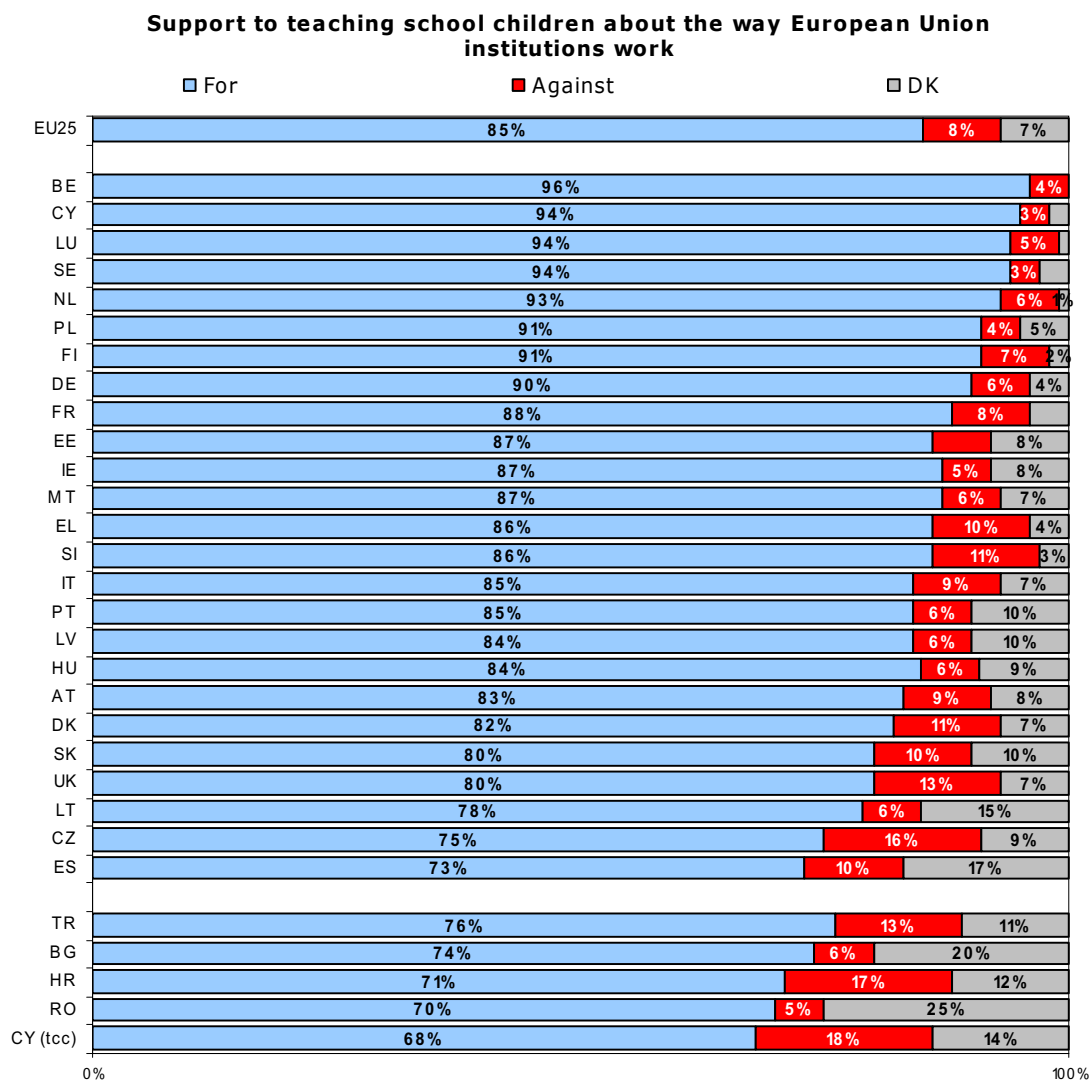


From a socio-demographic point of view, as was noted at the end of 2004, the highest level of support for the idea of including the subject into school curricula, is to be found among citizens:

- ◆ who have a higher level of education;
- ◆ who are leaders of opinion;
- ◆ who have a positive perception of European Union membership;
- ◆ who support the various policies of the European Union;
- ◆ who consider that they know a great deal about the European Union.

⁴⁵ QA28.7 What is your opinion on each of the following statements? Please tell me for each statement, whether you are for it or against it. - Teaching school children about the way European Union institutions work -

Throughout the thirty territories included in the spring 2005 survey, there is a very high level of support for this proposal, ranging from 68% to 96%.



1.7. The European Union's budget

To complete this part of the report devoted to informing citizens about European subjects, we shall look at how citizens perceive the use of the Community budget⁴⁶.

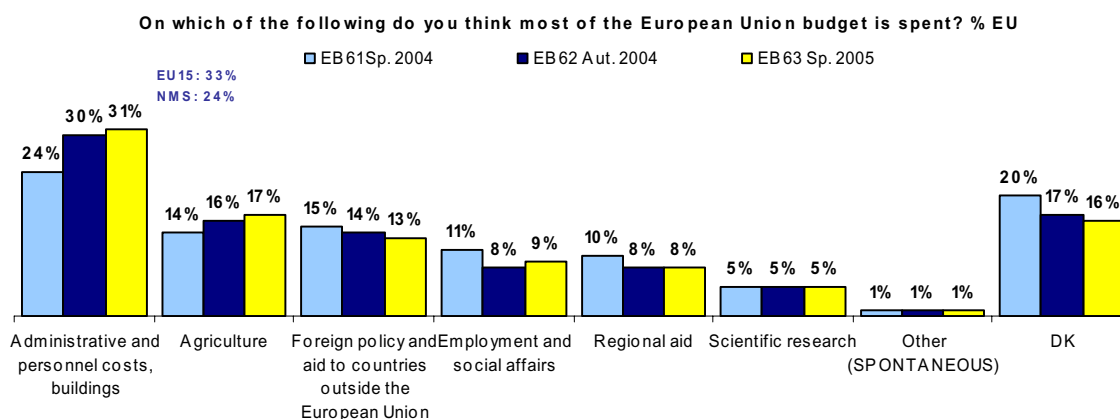
- Administrative overheads still over-estimated -

Almost a third of European citizens (31% exactly, +1 point since the last survey) believe that **administrative overheads** represent the European Union's main budget heading.

Only 17% of the persons interviewed (+1 point) know that **agriculture** is the most important budget heading. Some 13% of respondents believe that the European Union allocates the most important part of its budget to the areas of **foreign policy** and **aids to non-EU countries** (-1 point). It should be borne in mind that this Standard Eurobarometer was carried out just before the key debate on the European Union's budget which recently provoked a conflict between French and British leaders.

Expenditure related to **employment and social affairs** is placed in fourth place by respondents (9%, +1 point), just ahead of **regional aid** (8%). Some 5% of respondents believe that the lion's share of the European Union's budget is devoted to **scientific research**.

Finally, it is to be noted that 16% of European Union citizens (-1 point) felt unable to express an opinion on this question, thereby acknowledging their lack of knowledge on this subject.



⁴⁶ QA31. On which of the following do you think most of the European Union budget is spent ?

It is noteworthy that, as regards two specific areas of expenditure, there are significant differences between the fifteen old Member States and the ten new Member States:

- ◆ Agriculture: only 16% of respondents in the fifteen old Member States are aware that it is the main budget heading, compared with 26% in the ten new Member States.
- ◆ 33% of the persons interviewed in the fifteen old Member States consider that the European budget is allocated above all to the European Union's administrative overheads, compared with 24% in the ten new Member States.

Opinions on this point also differ between Member States:

- ◆ Germany and Finland have the most citizens who believe that administrative overheads absorb the major part of the European Union's budget.
- ◆ In Denmark, 45% of citizens are aware that agriculture accounts for the biggest part of European expenditure (the current Commissioner in charge of agriculture and rural affairs is Danish); the corresponding percentages are 36% in Poland and 35% in Sweden. In Portugal, only 6% of the persons interviewed are aware of this fact.
- ◆ The idea that regional aid absorbs the most important part of the European Union's budget seems to be the most widely held in Greece.
- ◆ Finally, a large part of the population in Spain (33%), Portugal (28%) and, fairly logically, in the accession and candidate countries – mainly in Bulgaria (40%) and Rumania (32%) - did not express an opinion.

	Administrative and personnel costs, buildings	Agriculture	Foreign policy and aid to countries outside the European Union	Employment and social affairs	Regional aid	Scientific research	Other (SPONTANEOUS)	DK
--	---	-------------	--	-------------------------------	--------------	---------------------	---------------------	----

EU25	31%	17%	13%	9%	8%	5%	1%	16%
------	-----	-----	-----	----	----	----	----	-----

EU15	33%	16%	13%	8%	8%	5%	1%	17%
NMS10	24%	26%	11%	10%	9%	4%	0%	14%

BE	39%	20%	20%	8%	3%	6%	1%	3%
CZ	26%	13%	15%	12%	16%	6%	0%	12%
DK	26%	45%	9%	3%	7%	3%	1%	6%
DE	44%	16%	11%	5%	11%	3%	1%	10%
EE	16%	19%	16%	10%	11%	5%	1%	22%
EL	20%	8%	12%	8%	19%	12%	0%	19%
ES	27%	9%	10%	6%	7%	5%	2%	33%
FR	25%	23%	21%	8%	4%	5%	0%	13%
IE	27%	17%	10%	10%	13%	4%	1%	17%
IT	26%	8%	10%	16%	8%	10%	1%	21%
CY	24%	19%	12%	6%	6%	11%	0%	21%
LV	21%	22%	17%	8%	11%	3%	0%	18%
LT	13%	27%	16%	11%	4%	4%	2%	23%
LU	32%	21%	21%	8%	5%	4%	1%	10%
HU	17%	18%	12%	11%	11%	8%	1%	22%
MT	26%	12%	10%	14%	15%	7%	0%	17%
NL	35%	28%	17%	7%	4%	3%	0%	6%
AT	37%	12%	10%	9%	14%	4%	2%	12%
PL	25%	36%	9%	10%	7%	2%	0%	11%
PT	22%	6%	11%	9%	14%	9%	1%	28%
SI	36%	22%	13%	8%	7%	5%	2%	7%
SK	34%	8%	16%	10%	14%	4%	0%	13%
FI	40%	23%	10%	7%	16%	2%	0%	2%
SE	35%	35%	7%	5%	14%	1%	0%	4%
UK	37%	13%	13%	7%	7%	3%	1%	20%

BG	11%	7%	17%	15%	5%	5%	0%	40%
HR	35%	3%	16%	9%	7%	7%	1%	22%
RO	7%	11%	17%	16%	10%	5%	1%	32%
TR	4%	9%	18%	18%	6%	23%	1%	22%
CY (tcc)	4%	7%	10%	16%	8%	28%	0%	27%

2. Being a member of the European Union today

The Eurobarometer always attaches particular importance to what membership of the European Union means to the respondents. Several questions are used to measure public opinion in this regard:

- ◆ Support for membership of the European Union;
- ◆ The perceived advantages of membership;
- ◆ The image that citizens have of the European Union;
- ◆ Trust in the European Union;
- ◆ What the European Union represents to its citizens;
- ◆ The different perceptions of European Union citizens.

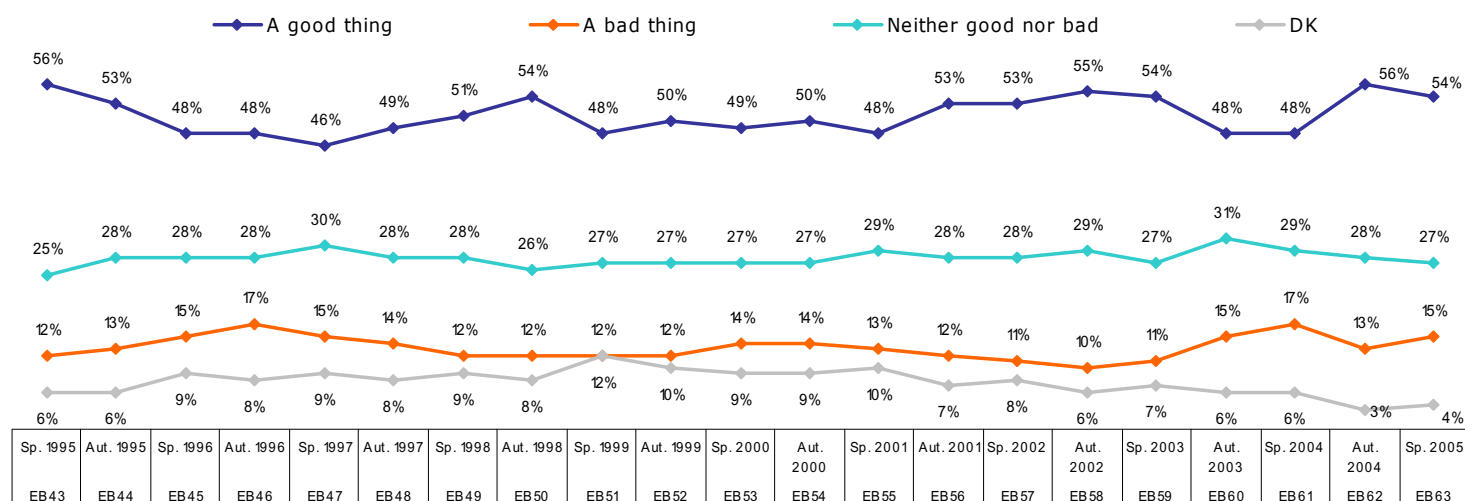
2.1. Membership of the European Union: a good thing?

2.1.1. In the Member States

- The majority of European citizens are positive about European Union membership -

Public opinion about membership of the European Union continues to be positive, with more than half of the persons interviewed (54%) affirming that being part of the European Union is good for their country⁴⁷. This is two points less than the score recorded last October, but nevertheless one of the most positive scores recorded over the last 10 years.

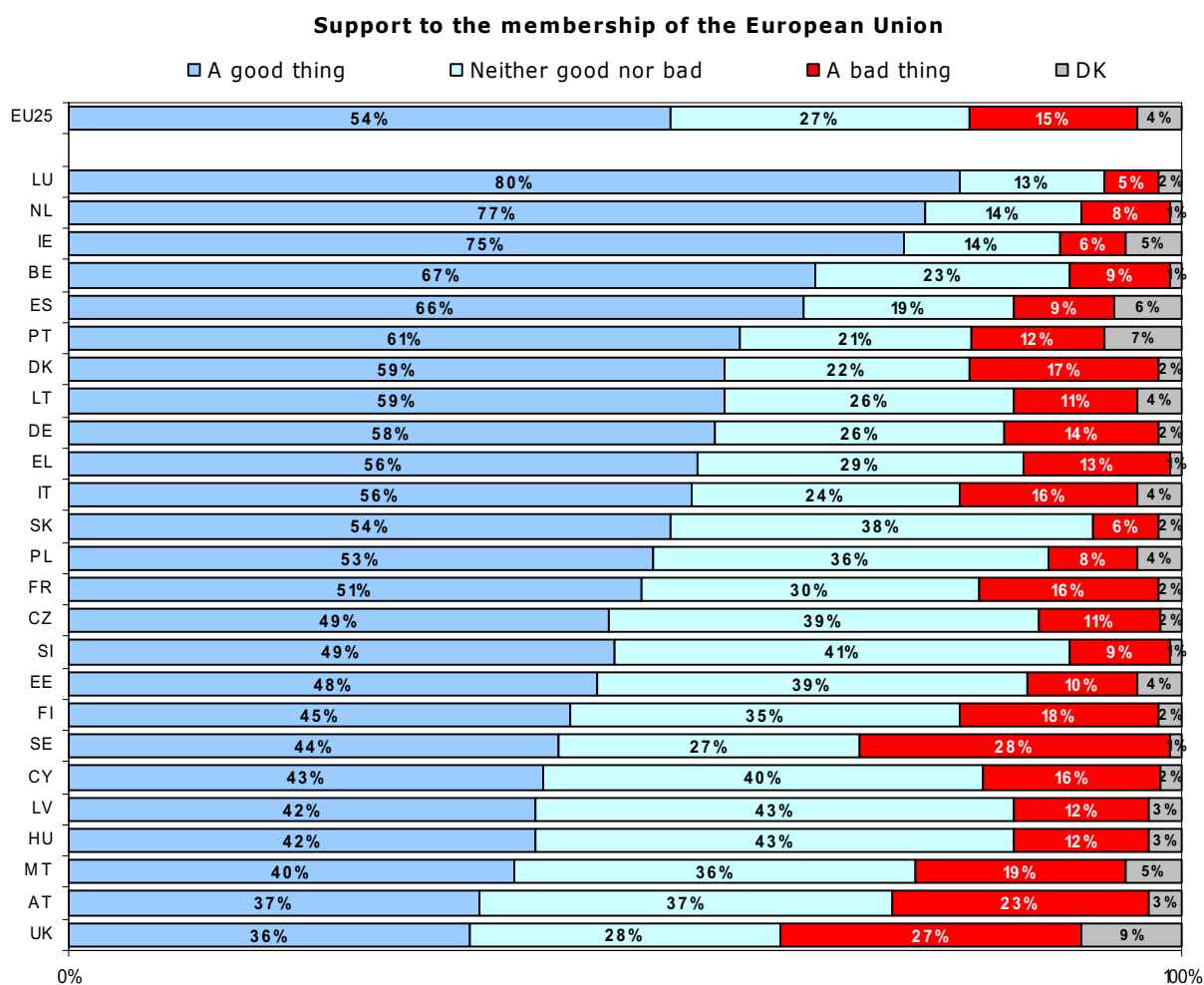
Support to the membership of the European Union - % EU



⁴⁷ QA8. Generally speaking, do you think that (OUR COUNTRY)'s membership of the European Union is ... ? - a good thing - a bad thing - neither good nor bad

However, an analysis of the replies reveals clear differences within the Member States of the European Union:

- ◆ On the one hand, it is mainly in the **old Member States** that citizens consider that membership of the European Union is a good thing for them, more specifically in the **States that are part of the euro zone** (55% and 58% respectively). At national level, 80% of respondents in Luxembourg and three-quarters of respondents in The Netherlands (77%) and Ireland (75%) are positive about membership. In Belgium and Spain, two-thirds of citizens share that opinion (67% and 66% respectively). In all the countries participating in the survey, the “good thing – bad thing” difference is positive.
- ◆ In the **new Member States, the situation is not so clear-cut** and the level of “neutral” replies in these countries is particularly high. That is mainly the case in Latvia (43%), Hungary (43%), Slovenia (41%), Cyprus (40%), Estonia (39%) and the Czech Republic (39%).



The proportion of respondents who are opposed to membership is relatively small and exceeds 20% only in the countries which are traditionally more sceptical as regards the building of Europe, such as Sweden (28%), the United Kingdom (27%) and Austria (23%). In the last-named country, the percentage of positive opinions about European Union membership has fallen significantly by 9 points.

% A good thing	EB 62.0	EB 63.4	Diff. Aut.2004/ Sp. 2005
----------------	------------	------------	--------------------------------

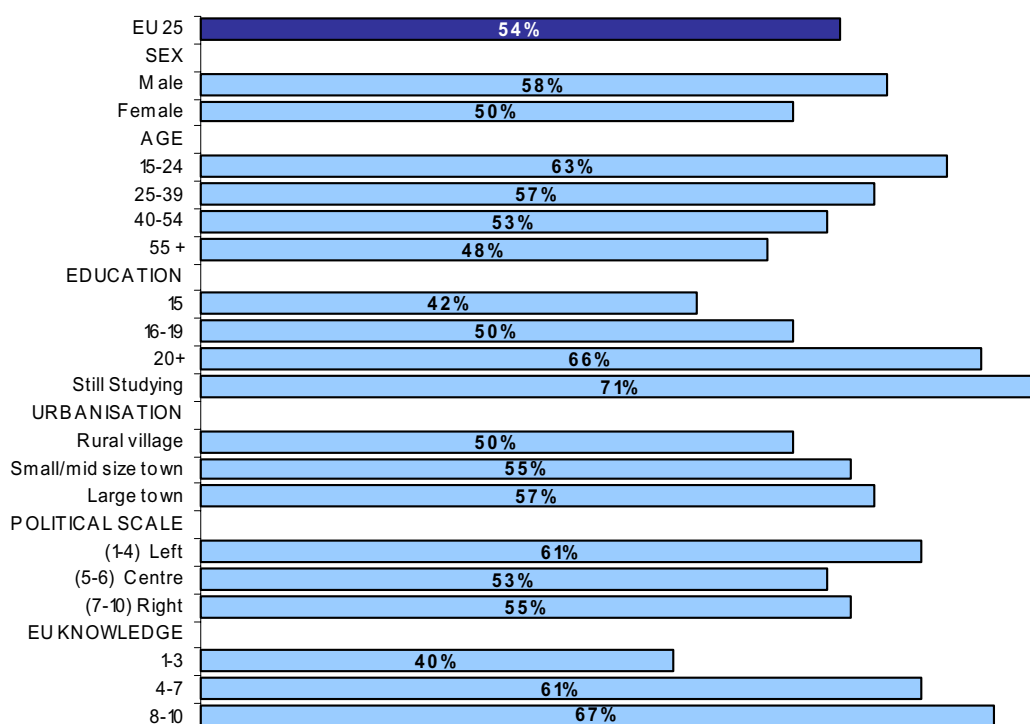
EU25	56%	54%	-2
-------------	------------	------------	-----------

LU	85%	80%	-5
NL	75%	77%	2
IE	77%	75%	-2
BE	73%	67%	-6
ES	72%	66%	-6
PT	59%	61%	2
DK	61%	59%	-2
LT	69%	59%	-10
DE	60%	58%	-2
EL	61%	56%	-5
IT	57%	56%	-1
SK	57%	54%	-3
PL	50%	53%	3
FR	56%	51%	-5
CZ	45%	49%	4
SI	52%	49%	-3
EE	52%	48%	-4
FI	48%	45%	-3
SE	48%	44%	-4
CY	52%	43%	-9
LV	40%	42%	2
HU	49%	42%	-7
MT	45%	40%	-5
AT	46%	37%	-9
UK	38%	36%	-2

The socio-demographic characteristics of European Union citizens also influence their perception of their country's membership of the European Union, in a way that is in line with the results recorded during the previous survey.

- ◆ Men are more likely than women to perceive their country's membership of the European Union Positively.
- ◆ The younger the respondents, the more they support their country's membership of the European Union: 63% of the 15-24 age group take that view, compared with 48% of the 55 and over age group. The "generation gap" has increased since the end of 2004: the differential at that time was 10 points, while it is now 15 points.
- ◆ Citizens who studied longer and those who are still students, are more inclined than the others to see their country's membership of the European Union as a good thing.
- ◆ People living in urban areas support European Union membership more than citizens living in rural areas.
- ◆ Citizens with left-wing leanings seem to be more positive about European Union membership.
- ◆ Finally, support for European Union membership is stronger among those who consider that their knowledge of European affairs is good or very good.

Support to the membership of the European Union % "A good thing" EU



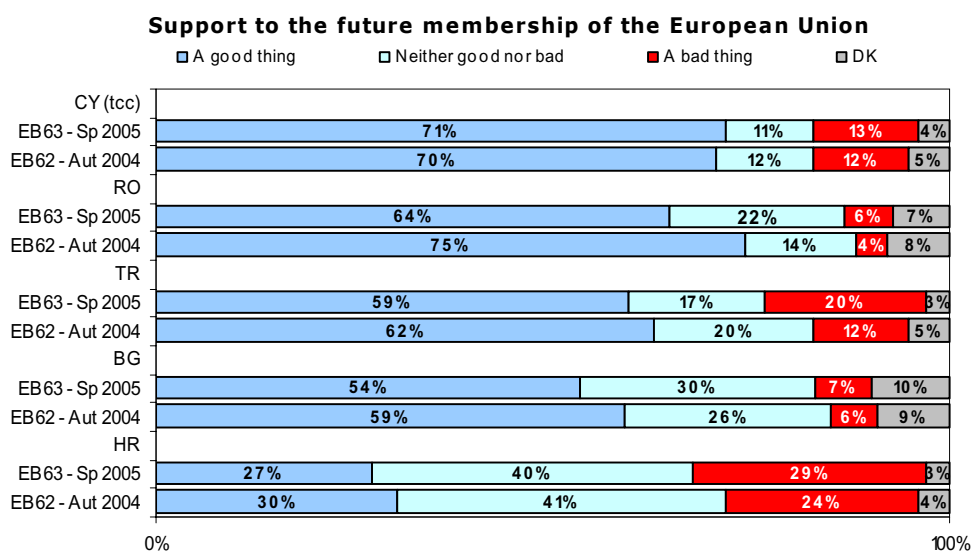
2.1.2. In the accession and candidate countries

The question regarding support of membership of the European Union was worded slightly differently in the accession and candidate countries on the basis of projected benefits: "Generally speaking, do you think that (OUR COUNTRY)'s membership of the European Union **will be** a good thing, a bad thing or neither good nor bad?"

- A slight fall in support for future membership -

The support of Rumanian citizens, who were the most positive last autumn, is now less clear-cut, although a very large number of them still support their country's future accession to the European Union (64%, -11 points since last autumn). This fall in support reflects more an increase in their neutrality (22%, +8 points) rather than opposition to membership, since the level of opposition is still very low (6%, +2 points). In Bulgaria, 54% of the population replied positively (-5 points). A majority of respondents in Turkey are also positive about their country's possible European Union membership (59%, -3 points).

As was noted previously, Croatia has the smallest percentage of respondents who are convinced that membership of the European Union will be a good thing for their country, with only 27% positive replies (-3 points). Some 40% (-1 point) see membership of the European Union as "neither good nor bad" and 29% (+5 points) view membership negatively. It should be borne in mind that the opening of accession negotiations with Croatia has been delayed until the country collaborates more closely with the International Criminal Court.



2.2. The advantages of membership

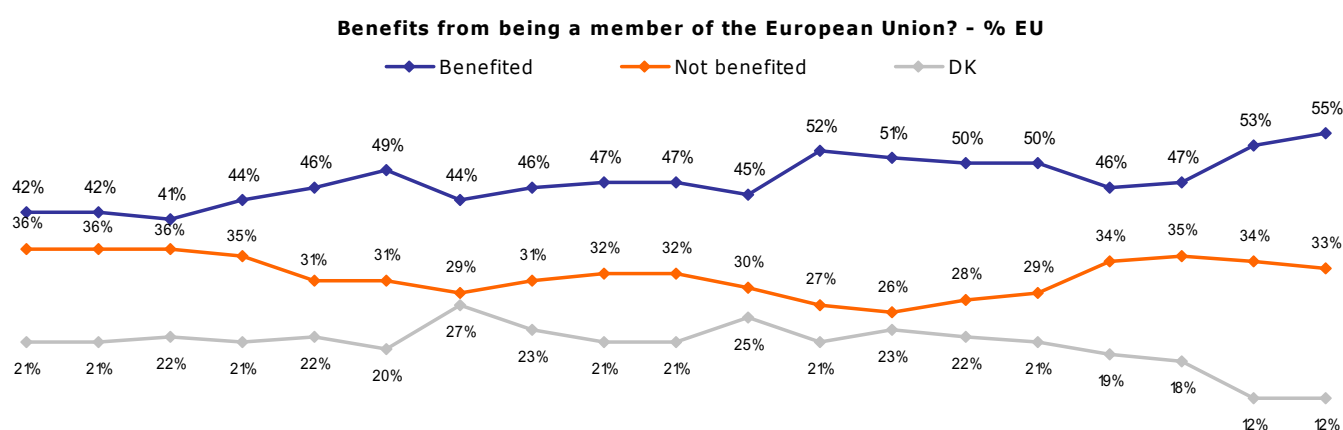
2.2.1. In the Member States

- Increased support for the perceived advantages of European Union membership -

Support for the perceived advantages of European Union membership continues to increase, and gains 2 points since the last survey⁴⁸.

55% (+2 points since the last survey) of European citizens consider that overall their country has benefited from being a member of the European Union, against 33% (-1 point) who take the opposite view.

This latest increase means that this indicator is again at an historic high, last reached in 1991.



Aut. 1995	Aut. 1996	Sp. 1997	Aut. 1997	Sp. 1998	Aut. 1998	Sp. 1999	Aut. 1999	Sp. 2000	Aut. 2000	Sp. 2001	Aut. 2001	Sp. 2002	Aut. 2002	Sp. 2003	Aut. 2003	Sp. 2004	Aut. 2004	Sp. 2005
EB44	EB46	EB47	EB48	EB49	EB50	EB51	EB52	EB53	EB54	EB55	EB56	EB57	EB58	EB59	EB60	EB61	EB62	EB63

From a socio-demographic point of view, the same observations are valid as those noted for the previous point. The citizens who most perceive the advantages of their country's membership of the European Union are above all men, young people, people having studied longer, people living in urban areas and those who position themselves on the left of the political scale.

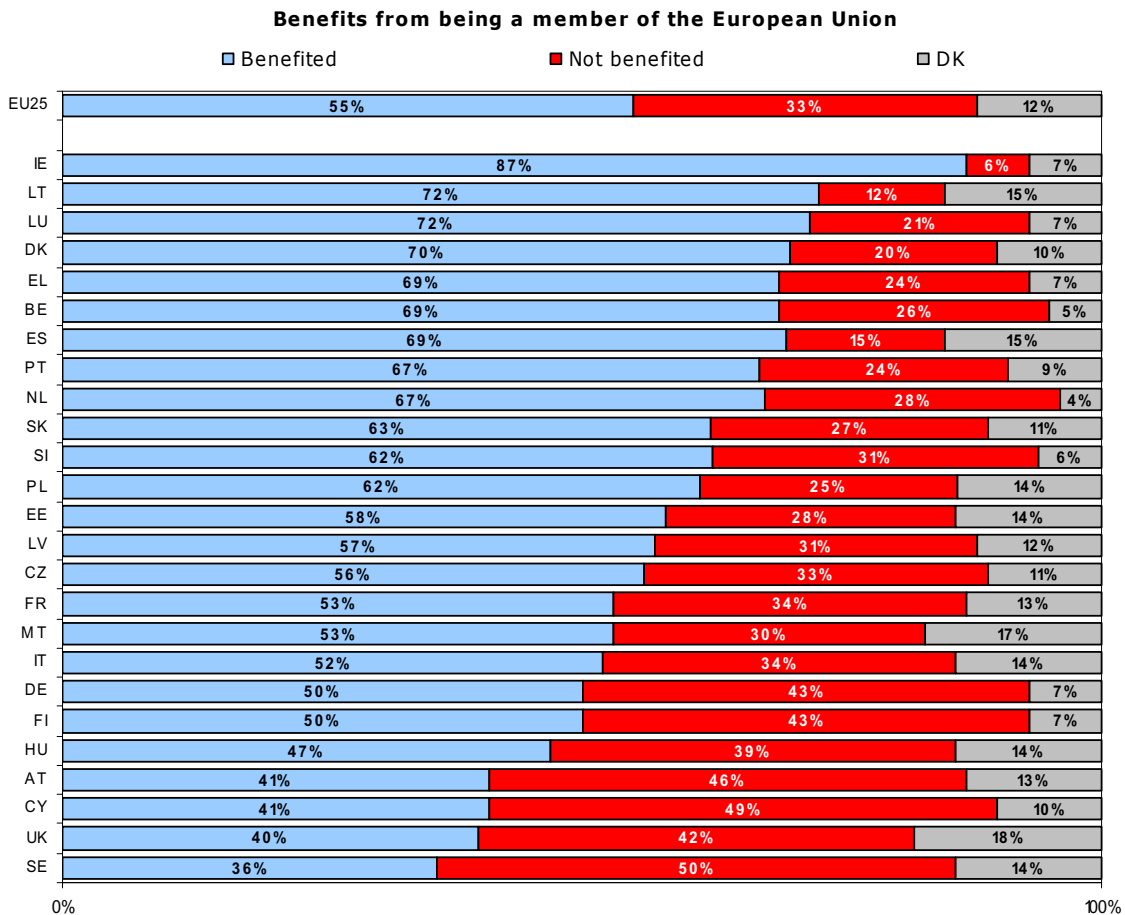
⁴⁸ QA9. Taking everything into consideration, would you say that (OUR COUNTRY) has on balance benefited or not from being a member of the European Union ?

Once again, Ireland has the highest score in terms of citizens who perceive positively the advantages of membership of the European Union (87%).

With regard more specifically to the results obtained in the two countries which voted in their national referenda against the European Constitution, **it is to be noted that the French (53%) and above all the Dutch (67%) remain clearly positive.** In other words, the "No" vote in those two countries does not call into question their membership of the European Union, as was demonstrated moreover by the post-referenda studies carried out in those countries⁴⁹.

As regards the new Member States, one year after their accession, the advantages after their first year of membership are undeniable for almost six out of ten persons interviewed (59%). Particularly in Lithuania, but also in Slovakia, Poland and Slovenia citizens are convinced of the benefits. The only exception among the 10 new Member States is Cyprus where 49% of citizens affirm that their country has not, for the time being, benefited from membership of the European Union. However, that percentage has fallen by 2 points since last autumn.

With citizens in Cyprus, a majority of respondents in Sweden (50%), Austria (46%) and the United Kingdom (42%) tend to be critical when assessing the benefits of membership.



⁴⁹ http://europa.eu.int/comm/public_opinion/constitution_en.htm

2.2.2. In the accession and candidate countries

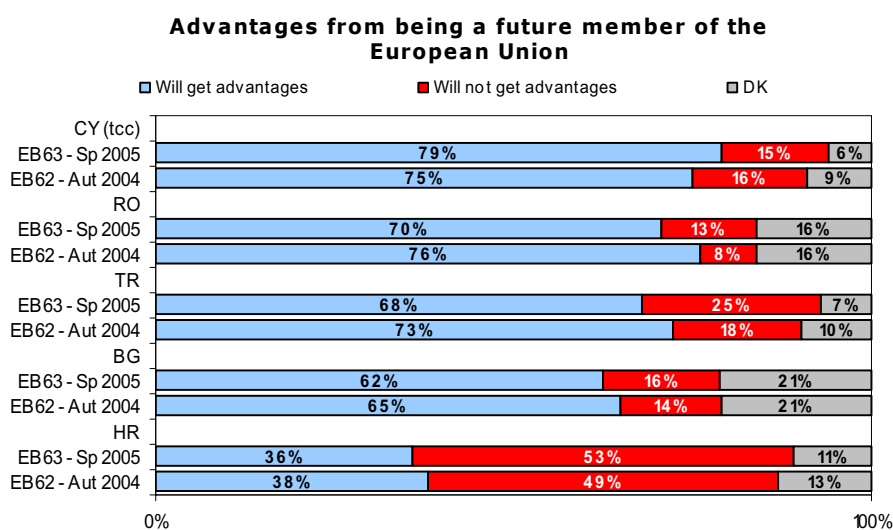
The question on the probable advantages to be gained from their future membership of the European Union was also worded differently in the accession and candidate countries: "Taking everything into consideration, would you say that (OUR COUNTRY) will get advantages or not from being a member of the European Union?".

- Citizens in Rumania have high expectations in terms of the advantages to be gained from European Union membership -

Although the percentage of citizens convinced of the advantages to be gained has fallen, it is still very high in Rumania (70%, -6 points) and Turkey (68%, -5 points).

In Bulgaria, almost two-thirds of citizens believe that their country will benefit from being a member of the European Union (62%, -3 points). It is to be noted that 21% of the persons interviewed in Bulgaria did not express an opinion on this question.

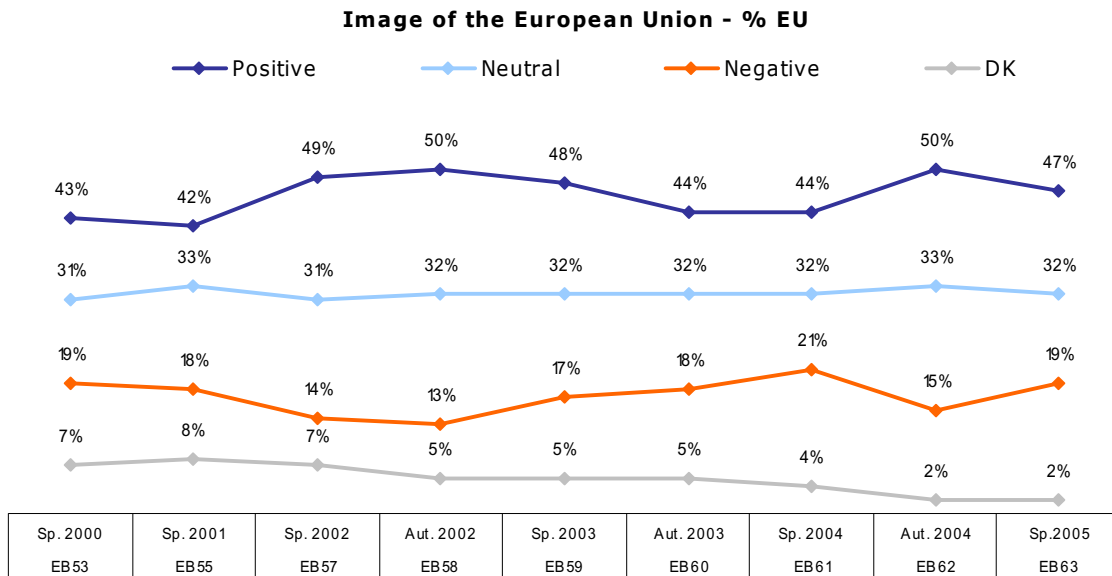
Finally, it is in Croatia that respondents are, once again, the most sceptical. Although 36% (-2 points) of respondents consider that their country will benefit from membership of the European Union, 53% (+4 points) take the opposite view.



2.3. The European Union’s image



























- A relatively less positive image -

Although a **relative majority of citizens affirm that the European Union has a positive image** (47%), the score recorded in this latest Standard Eurobarometer has fallen since the last survey (50%)⁵⁰. At the same time there has been a proportional increase in negative opinions. Approximately one out of five citizens (19%) now believes that the European Union’s image is generally negative. The difference of 28 points between the two camps is still nevertheless very positive.



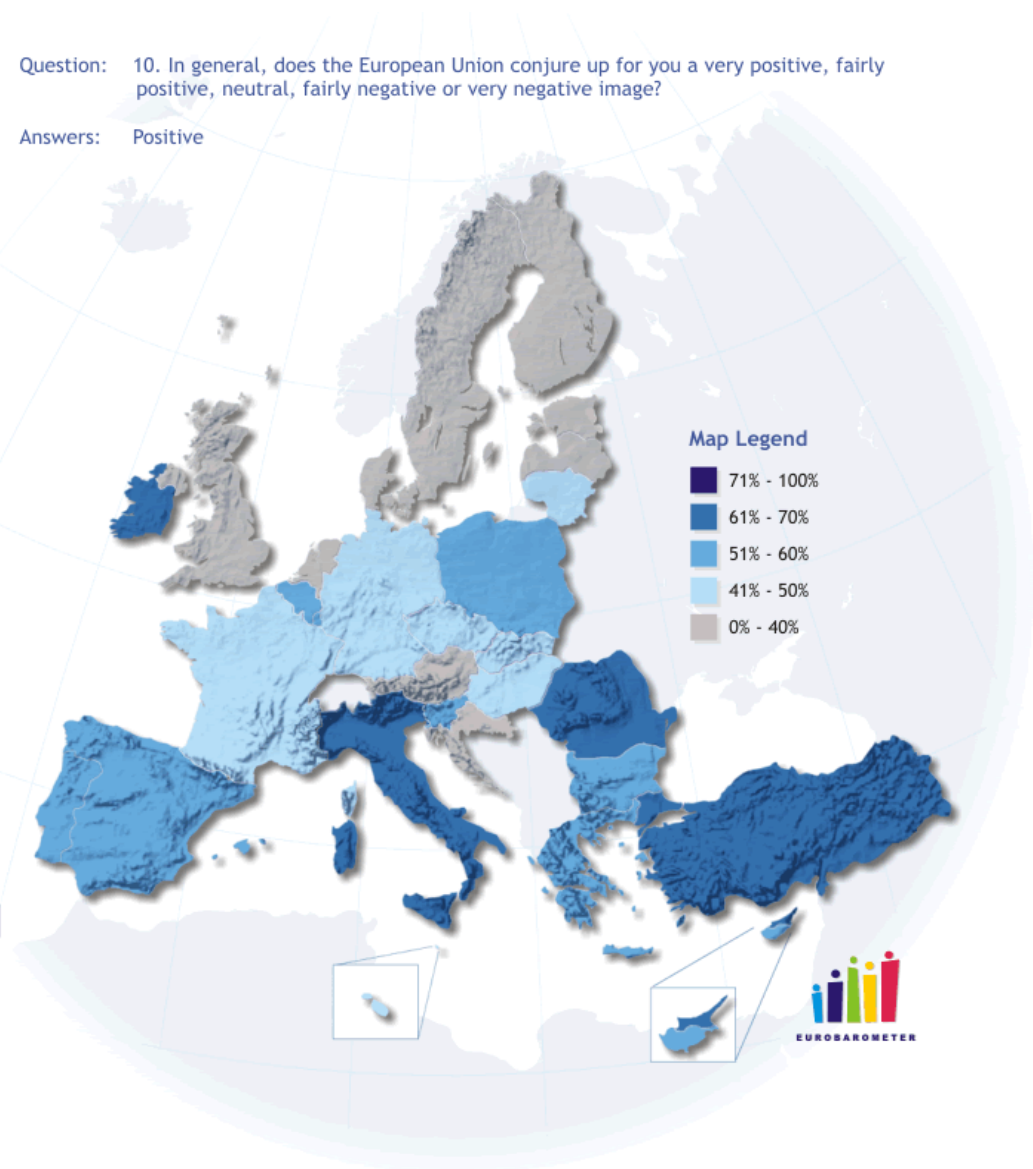
⁵⁰ QA10. In general, does the European Union conjure up for you a very positive, fairly positive, neutral, fairly negative or very negative image ?

An analysis by country of the replies to this question is interesting not only as regards the perception of citizens in the 25 European Union Member States, but also in the accession and candidate countries.

Country Results	
 Ireland	68%
 Italy	63%
 Luxembourg	58%
 Spain	57%
 Slovenia	57%
 Belgium	56%
 Portugal	56%
 Cyprus*	56%
 Greece	54%
 Poland	51%
 France	49%
 Lithuania	49%
 Malta	48%
 European Union (25)	47%
 Slovakia	46%
 Czech Republic	43%
 Hungary	43%
 Germany	42%
 Latvia	40%
 The Netherlands	38%
 Estonia	38%
 Denmark	35%
 Sweden	34%
 Austria	30%
 Finland	30%
 United Kingdom	28%
<i>*Northern Part of Cyprus (68%)</i>	
Other Countries	
 Romania	66%
 Turkey	61%
 Bulgaria	60%
 Croatia	28%

Question: 10. In general, does the European Union conjure up for you a very positive, fairly positive, neutral, fairly negative or very negative image?

Answers: Positive



Map Legend

- 71% - 100%
- 61% - 70%
- 51% - 60%
- 41% - 50%
- 0% - 40%

As regards this indicator, the main trends observed in autumn 2004 continue to hold.

Accordingly, **Ireland and Rumania are still the countries where the European Union's image is the most positive** with approximately two out of three citizens expressing this view (68% and 66%). In both cases, the results have fallen (by 7 and 8 points respectively) since last autumn.

It is to be noted that the European Union's image obtains high scores in two non-EU Member States, with favourable responses of 61% in Turkey and 60% in Bulgaria. Among the other countries in the non-member group, Croatians are divided on this subject and are more neutral (38%) or even critical (33%) in this regard.

Among Member States, 63% of Italians, 58% of citizens in Luxembourg, 57% of Spaniards and Slovenians also have a positive image of the European Union, while the views of citizens in Estonia and Latvia are more tempered.

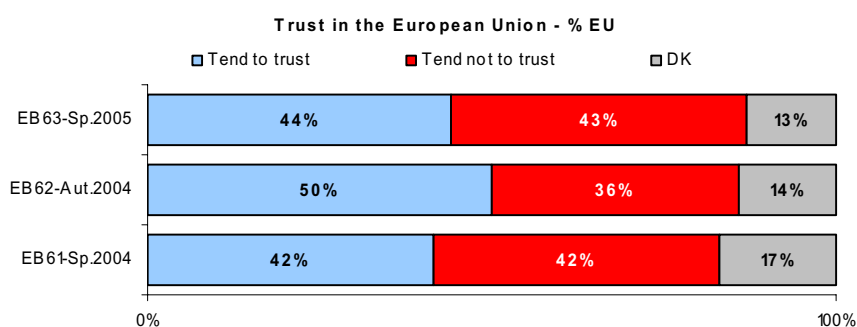
Finally, the European Union's image seems to be relatively negative in Sweden, Austria and the United Kingdom (less than a third of citizens in those countries consider that its image is positive).

2.4. Trust in the European Union

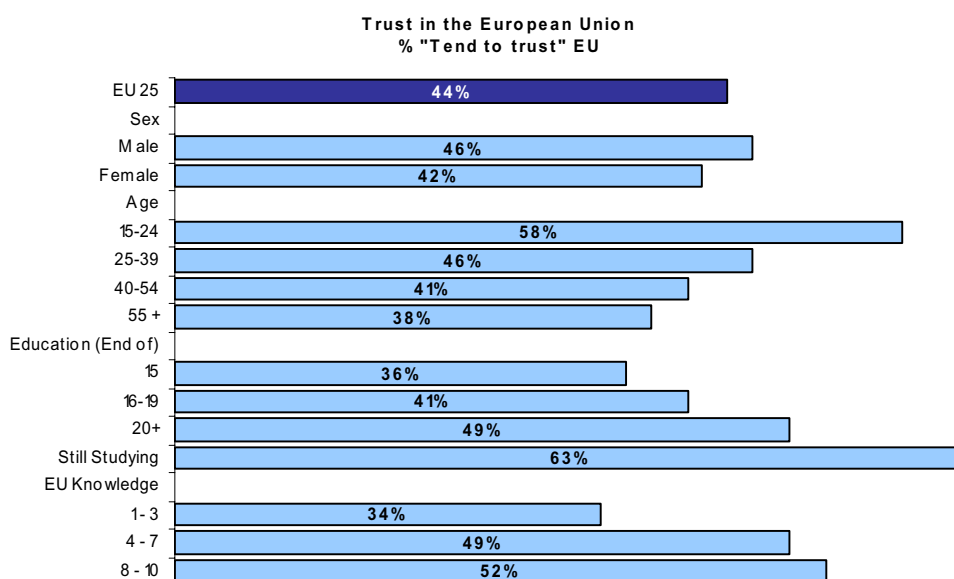
- Trust in the European Union is lower than six months ago -

At the end of 2004, 50% of the persons interviewed had confidence in the European Union, which represented an increase of 8 since the beginning of the year⁵¹.

At the beginning of 2005, the number of respondents who tend to have confidence in the European Union has declined, with a result that is fairly close to that recorded a year ago: 44%. Moreover, 43% of respondents tend not to have confidence in the European Union (+7 points) and 13% did not express an opinion (-1 point).



Citizens who tend to have confidence in the European Union are more likely to be men and young people aged between 15 and 24 – with a differential of 20 points with the 55 and over age group, whereas that differential was 13 points last autumn, with older people having even less confidence in the European Union. Respondents who studied longer and those who are still students and respondents who have a (very) good knowledge of European affairs are also more likely to trust the European Union.



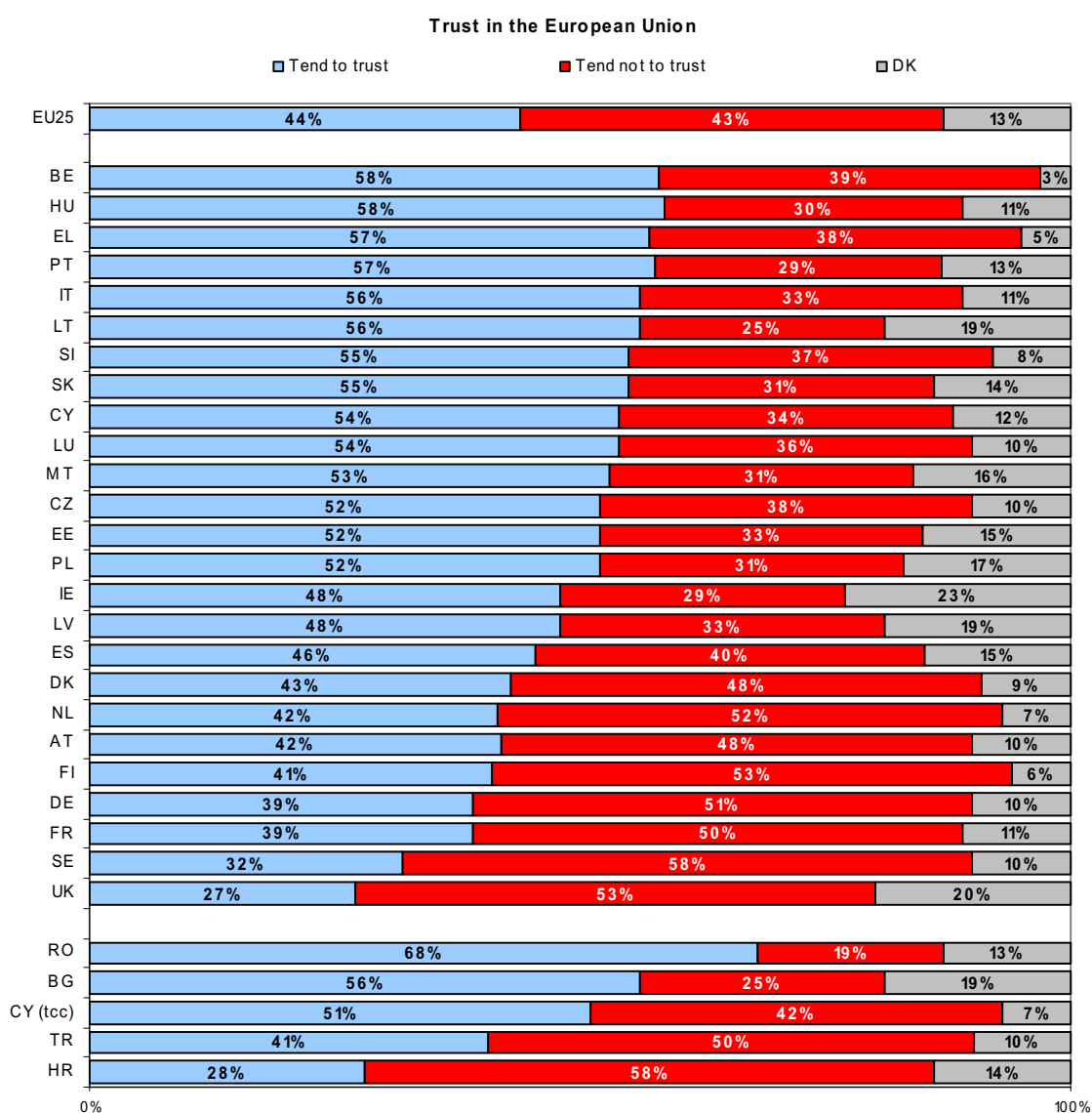
⁵¹ QA7.5 I would like to ask you a question about how much trust you have in certain institutions. For each of the following institutions, please tell me if you tend to trust it or tend not to trust it ? The European Union

An analysis by country of the confidence expressed by citizens in the European Union highlights certain differences.

Citizens in Belgium (58%), Hungary (58%), Greece (57%) and Portugal (57%) are most likely to tend to trust the European Union. Outside the current Member States a vast majority of citizens in Rumania (68%) share that confidence, as do citizens in Bulgaria (56%), albeit to a lesser extent.

On the other hand, among European Union Member States, in eight out of twenty-five Member States a majority of citizens do not have confidence in the European Union, notably Sweden, the United Kingdom, Finland, The Netherlands, Germany and France where more than half of citizens tend not to have confidence in the European Union. Croatia recorded the highest percentage of negative replies (58%).

Finally, it is to be noted that 23% of respondents in Ireland and 20% in the United Kingdom felt unable to express an opinion on this subject.



2.5. What the European Union means to citizens

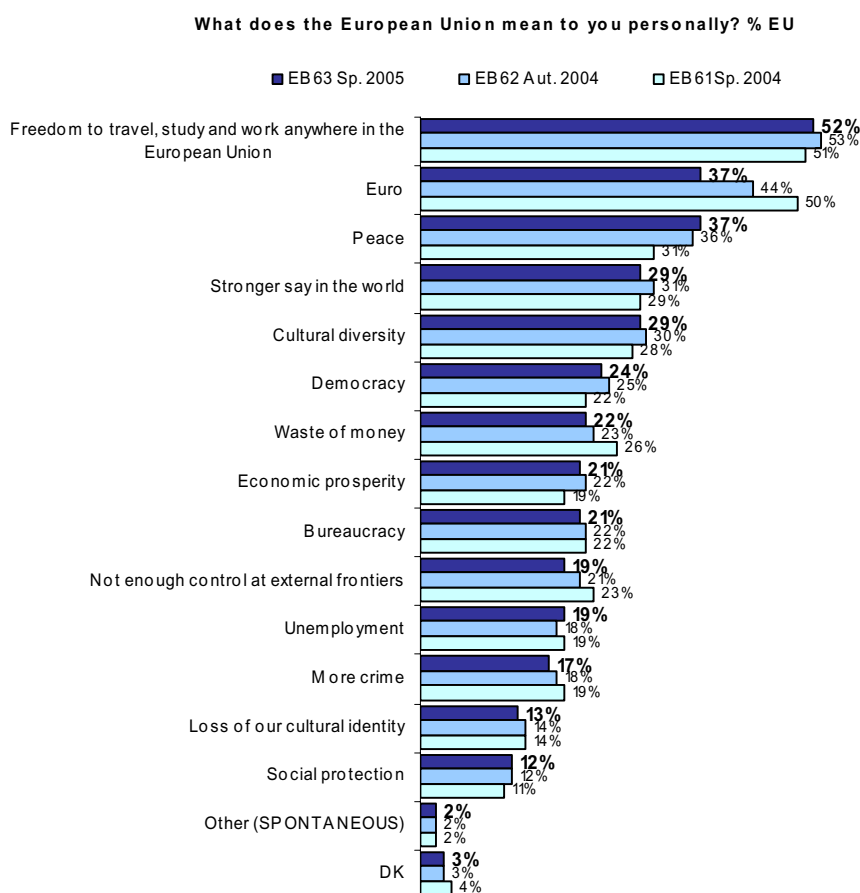
2.5.1. What the European Union represents

To its citizens the European Union means first of all **freedom of movement** (to travel, study and work) within the European Union. More than one out of two respondents referred to that freedom (52%, -1 point compared with last autumn)⁵².

The **euro** comes next with a score of 37%. The percentage of people who mention the euro has fallen by 13 points in a year.

The following representations of the EU are more or less unchanged. The European Union represents **peace** for 37% of the persons interviewed (+1 point). The European Union also means that Europe has a **stronger say in the world** for 29% of respondents (-2 points) and creates **cultural diversity** for 29% (-1 point). The European Union is, moreover, synonymous with **democracy** for a quarter of European citizens (24%, -1 point).

The first negative aspect evoked by the European Union – **waste of money** – is still in seventh place but its score has continued to fall since the beginning of 2004 (22%, -4 points). All the other negative elements are more or less unchanged.



⁵² QA12. What does the European Union mean to you personally ?

2.5.2. The feelings inspired by the European Union

After having examined what the European Union means to its citizens, we shall now focus on the feelings that it inspires in citizens⁵³.

- The felling of hope inspired by the European Union has declined -

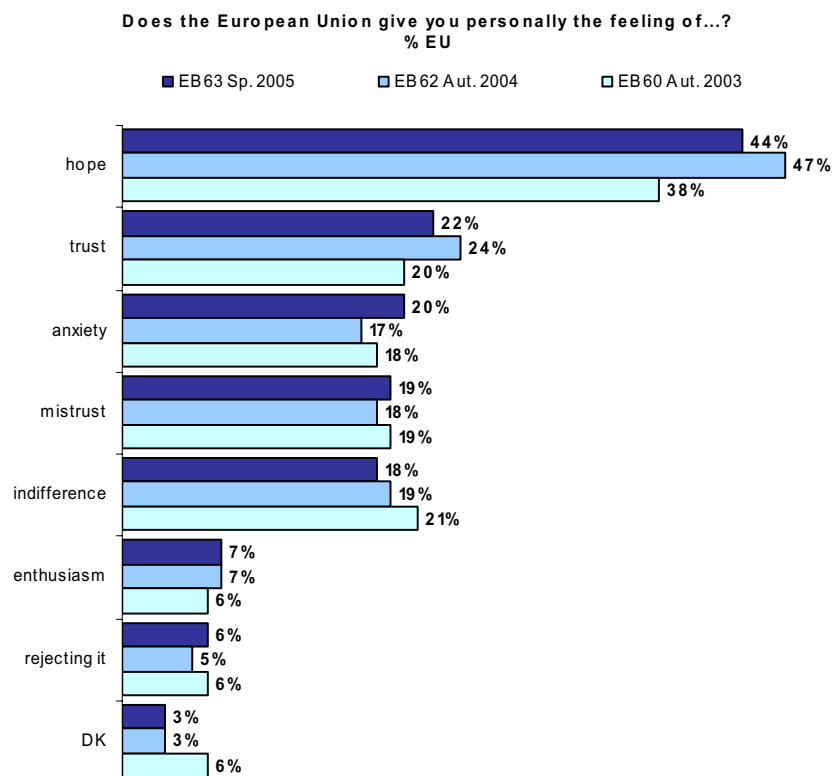
When respondents were asked what feelings the European Union inspires in them, their replies express mainly positive feelings.

At the beginning of 2005, for almost one out of two respondents, the European Union inspires a feeling of **hope** (44%). That percentage has fallen by 3 points since the previous survey carried out at the end of 2004, but is still higher than the score recorded at the end of 2003.

Next, the European Union inspires **trust** for 22% of the persons interviewed. That score has also fallen slightly from the level recorded six months ago (-2 points).

The least positive feelings with regard to the European Union, namely anxiety and mistrust have increased slightly, with **anxiety** scoring 20% (+3 points) and **mistrust** 19% (+1 point).

In addition, **indifference** towards the European Union has tended to decline since the end of 2003 (18%, -3 points); while enthusiasm and rejection have remained at the same level.



⁵³ QA13. Does the European Union give you personally the feeling of ... ?

2.6. The perception of the European Union

The survey includes a series of general opinions regarding the European Union and respondents were asked to say whether they agree or disagree with them⁵⁴.

- A feeling of safety as a result of their country belonging to the European Union -

Almost three-quarters of European citizens agree that **the biggest countries have the most power** (73%) in the European Union. That score is slightly lower than the score obtained in autumn 2004 (- 2 points). Moreover, the number of respondents who consider that their **county will have more influence** in the European Union has declined over the last six months (43%, -6 points). It is, however, now at a level similar to that recorded a year ago.

The spring 2005 Eurobarometer introduced a new statement, namely "**the interests of our country are taken into account in the European Union**" that is accepted by only 37% of European Union citizens.

The feeling of safety as a result of the respondent's country being a member of the European Union has increased once again very slightly; 51% of European Union citizens feel safer as a result of their country's membership (+1 point). This latest increase follows an important increase between the beginning of 2004 and the end of 2004 (+9 points). In addition, 44% of the persons interviewed consider that membership of the European Union provides greater **economic stability** and 42% consider that it provides **political stability**. The last two scores are in line with those recorded six months ago.

Finally, 43% of respondents consider that they understand how the European Union works, which is 4 points less than the score recorded last autumn.

% Tend to agree - EU

EB63	Diff. Sp. 2005 / Aut. 2004
Sp. 2005	

The biggest countries have the most power in the European Union	73%	-2
I feel I am safer because (OUR COUNTRY) is a member of the European Union	51%	1
I feel we are more stable economically because (OUR COUNTRY) is a member of the European Union	44%	=
(OUR COUNTRY) will become more influential in the European Union in the future	43%	-6
I understand how the European Union works	43%	-4
I feel we are more stable politically because (OUR COUNTRY) is a member of the European Union	42%	=
My voice counts in the European Union ⁵⁵	38%	-1
Die Interessen Deutschlands werden in der Europäischen Union gut berücksichtigt	37%	/

⁵⁴ QA14. Please tell me for each statement, whether you tend to agree or tend to disagree ?

⁵⁵ This statement is analysed in detail in section I.2.1 of the report.

Perceptions of the European Union (by country)

% Tend to agree

	The biggest countries have the most power in the European Union	I feel I am safer because (OUR COUNTRY) is a member of the European Union	I feel we are more economically stable because (OUR COUNTRY) is a member of the European Union	I understand how the European Union works	(OUR COUNTRY) will become more influential in the European Union in the future	I feel we are more stable politically because (OUR COUNTRY) is a member of the European Union	The interests of (OUR COUNTRY) are well taken into account in the European Union
EU25	73%	51%	44%	43%	43%	42%	37%
EU15	70%	50%	43%	42%	41%	41%	38%
NMS10	84%	56%	50%	48%	53%	44%	32%
BE	78%	49%	54%	52%	35%	38%	53%
CZ	87%	53%	47%	33%	40%	36%	26%
DK	85%	55%	60%	47%	28%	39%	59%
DE	61%	54%	36%	47%	43%	48%	40%
EE	84%	56%	58%	45%	54%	53%	40%
EL	87%	70%	52%	46%	50%	60%	41%
ES	75%	60%	55%	31%	48%	53%	42%
FR	62%	36%	35%	39%	34%	24%	40%
IE	74%	55%	75%	38%	36%	52%	50%
IT	70%	62%	50%	43%	54%	46%	41%
CY	91%	78%	39%	52%	60%	68%	53%
LV	82%	60%	49%	53%	54%	59%	35%
LT	82%	60%	61%	45%	48%	53%	44%
LU	65%	61%	69%	55%	35%	59%	59%
HU	79%	48%	34%	37%	47%	38%	43%
MT	77%	58%	47%	41%	59%	48%	54%
NL	87%	41%	54%	50%	17%	31%	30%
AT	83%	37%	41%	39%	27%	28%	27%
PL	86%	58%	53%	57%	60%	45%	29%
PT	79%	60%	42%	35%	43%	45%	33%
SI	87%	65%	58%	56%	54%	57%	38%
SK	81%	57%	53%	28%	45%	41%	31%
FI	95%	54%	45%	37%	25%	43%	20%
SE	89%	35%	32%	49%	31%	29%	30%
UK	69%	34%	38%	38%	40%	36%	32%
BG	74%	64%	64%	26%	45%	57%	34%
HR	73%	47%	49%	45%	35%	50%	30%
RO	74%	71%	71%	40%	53%	65%	42%
TR	77%	58%	73%	39%	59%	58%	42%
CY (tcc)	59%	69%	77%	51%	59%	71%	43%

- ◆ Support for the view that **the biggest countries have the most power in the European Union** is stronger in the ten new Member States than in the fifteen old Member States (84% and 70% respectively). However, there is a wide consensus between all the Member States on this subject. The percentage of respondents in agreement with this statement varies from 95% in Finland to 61% in Germany.
- ◆ More citizens in Cyprus and Greece feel **safer** because their country is a member of the European Union (78% and 70% respectively, compared with the European average of 51%). Citizens in those two countries also feel that their country is **more stable politically** as a result of being a member of the European Union (68% and 60% respectively, compared with the European average of 42%). The strongest support for the feeling of **greater economic stability** as a result of being a member of the European Union is to be found in Ireland where three-quarters of citizens are of that opinion (75%).
- ◆ In the non-EU member States which participated in this survey, citizens in Rumania are most likely to feel **safe** if their country were a member of the European Union (71%).
- ◆ Although, on average, 48% of citizens in the ten new Member States declared that they **understand how the European Union works**, only 42% of citizens affirm that in the fifteen old Member States (differential of 6 points). The highest percentage of citizens claiming that they understand how the European Union works is to be found in Poland, Slovenia and Luxembourg.
- ◆ Citizens in the ten new Member States also more likely to believe that **their country will become more influential in the European Union** (53% versus 41% in the fifteen old Member States), with the strongest support in Poland, Cyprus and Malta. Conversely, only 17% of respondents in The Netherlands share that view.
- ◆ While at the level of the European Union, 37% of citizens consider that **the interests of their country are taken into account in the European Union**, almost six out of ten respondents take that view in Luxembourg and Denmark. It is to be noted that Luxembourg held the Presidency of the Council of the European Union during the first six months of 2005. Finally, it is noteworthy that in Finland, only 20% of citizens think that their country's interests are taken into account in the European Union.

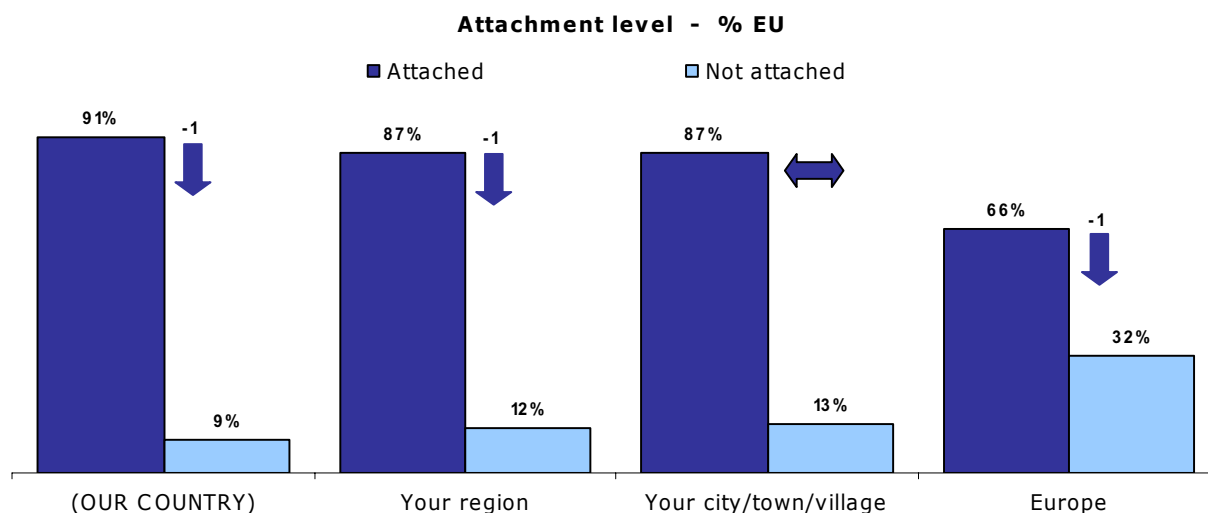
2.7. The degree of attachment to the European Union

This last point devoted to membership of the European Union and the feelings that membership inspires analyses the degree of attachment that citizens have to their city, their region, their country, but also to Europe⁵⁶.

- A strong attachment among citizens to their country -

At the level of the European Union, citizens still feel mainly attached to their country (91%), followed in almost similar proportions by the region or city (87%) in which they live. Moreover, two-thirds of respondents declared that they feel attached to Europe (66%). Therefore the feeling of attachment to Europe obtains 25 points less than the attachment European citizens feel to their country.

The degrees of attachment recorded at the beginning of 2005 are more or less the same as those recorded at the end of 2004. The feeling of attachment by citizens to Europe, their country or region has fallen by one point, while their attachment to their city is the same.



⁵⁶ QA35. People may feel different degrees of attachment to their town or village, to their region, to their country or to Europe. Please tell me how attached you feel to ...

- ◆ The degree of attachment to their country is very pronounced among citizens in all the countries participating in the survey, varying from 97% in Denmark, Greece, Cyprus, Poland, Portugal, Finland to 80% in Belgium.
- ◆ 96% of citizens in Greece and Turkey feel attached to their region, whereas that is the case of 72% of citizens in The Netherlands.
- ◆ The feeling of attachment to their village or city seems to be more keenly felt in Greece, Ireland and Portugal; that is also true in general of respondents in non-EU Member States.
- ◆ The attachment to Europe is the strongest in Hungary (92%), Rumania (86%), Poland (83%) and Luxembourg (82%). Conversely, only 30% of respondents in Turkey and 32% in Cyprus expressed an attachment to Europe.

<i>% Attached</i>	(OUR COUNTRY)	Your region	Your city/town/village	Europe
EU25	91%	87%	87%	66%
BE	80%	84%	79%	72%
CZ	90%	81%	81%	74%
DK	97%	77%	85%	74%
DE	87%	88%	88%	66%
EE	92%	77%	81%	44%
EL	97%	96%	95%	44%
ES	90%	89%	93%	64%
FR	93%	83%	80%	64%
IE	96%	93%	94%	66%
IT	92%	89%	89%	75%
CY	97%	86%	91%	32%
LV	90%	84%	86%	56%
LT	90%	80%	85%	42%
LU	91%	82%	81%	82%
HU	96%	88%	89%	92%
MT	95%	76%	73%	62%
NL	83%	72%	71%	57%
AT	94%	92%	92%	66%
PL	97%	92%	91%	83%
PT	97%	94%	94%	55%
SI	95%	91%	93%	73%
SK	86%	84%	90%	67%
FI	97%	90%	85%	74%
SE	93%	88%	85%	79%
UK	88%	86%	83%	47%
BG	96%	93%	94%	75%
HR	95%	95%	95%	57%
RO	94%	93%	93%	86%
TR	96%	96%	94%	30%
CY (tcc)	96%	95%	96%	45%

3. The European institutions

This part of the report analyses to what extent European citizens know the European institutions, consider that they play an important role and trust them. In the survey carried out in spring 2005, respondents were asked to give their opinions about 5 EU institutions.

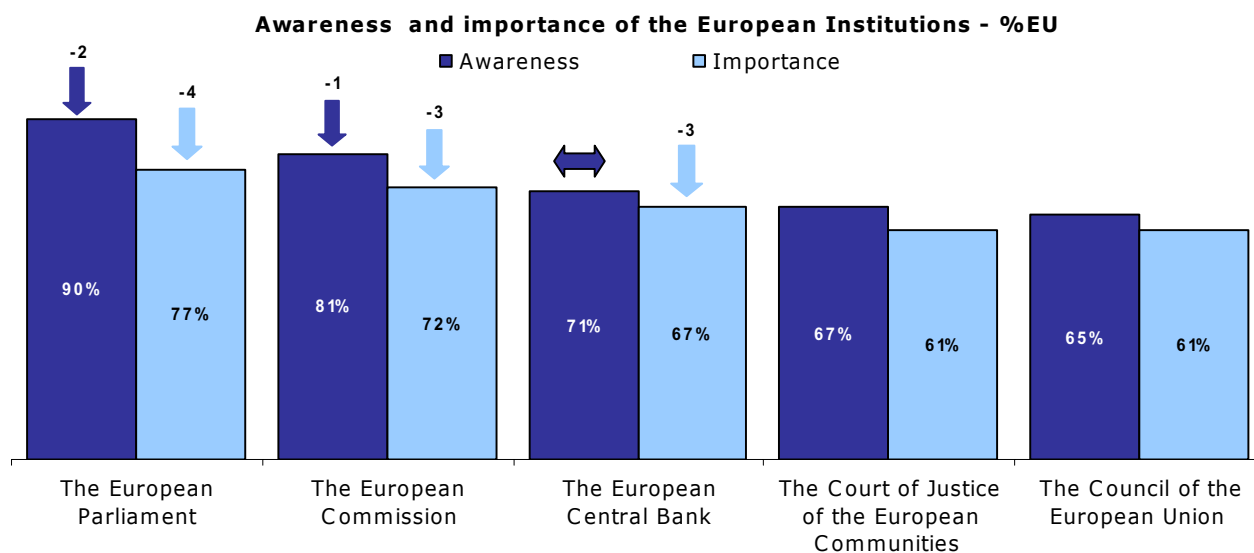
3.1. The reputation and importance of the European institutions

- The reputation and importance of the European institutions have declined-

At the beginning of 2005, **the European Parliament** is still the best known institution: 90% of the persons interviewed have already heard of it⁵⁷. It is also the institution which citizens consider has the most important role (77%)⁵⁸. The European Parliament is followed by the **European Commission**: 81% of respondents have heard of the Commission and 72% recognise its importance. The **European Central Bank** comes next: 71% of respondents have heard of it and 67% think that it plays an important role.

Two-thirds of respondents have already heard of the **Court of Justice of the European Communities** and 65% of the **Council of the European Union**.

Overall, the scores recorded in respect of the reputation and importance of the European institutions have fallen over the last six months.



⁵⁷ QA21. Have you heard of ... ?

⁵⁸ QA22. And for each of the following European bodies, do you think it plays an important role or not in the life of the European Union ?

3.2. Trust in the institutions

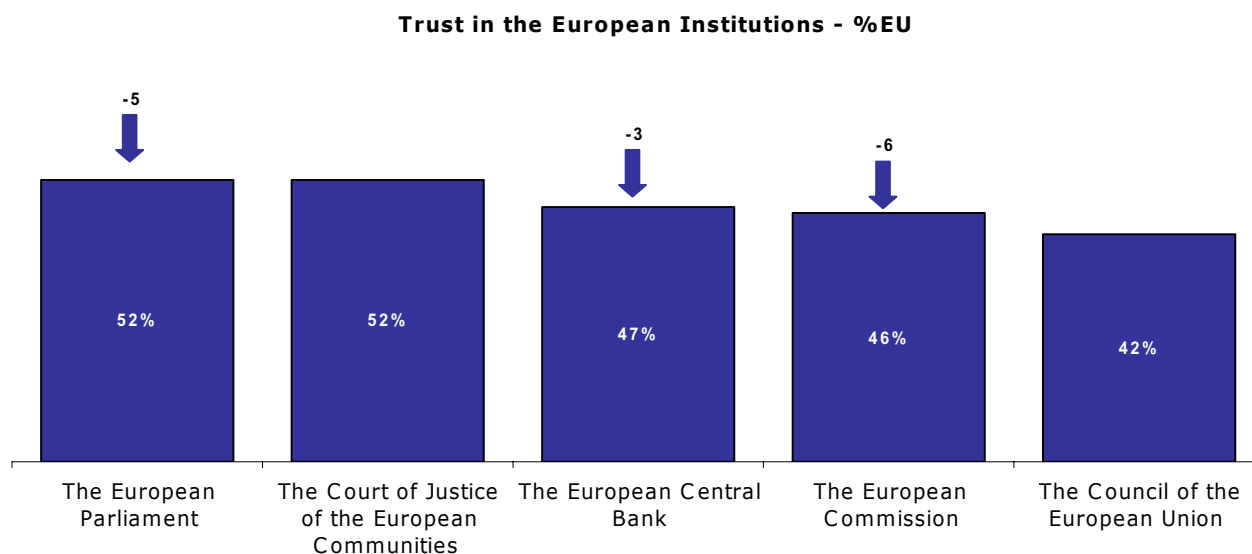
We shall now briefly examine the level of trust that citizens have in the various institutions⁵⁹, before analysing in detail changes in the levels of trust in the European Commission and the European Parliament.

- Trust in the European institutions has declined -

The level of trust in the two best known and most important institutions in the eyes of European Union citizens has declined since last autumn. Although just over one in two persons interviewed tend to trust the European Parliament (52%, -5 points), that is the case of 46% for the European Commission (-6 points).

Just over half of the persons interviewed tend to trust the Court of Justice of the European Communities (52%).

Moreover, 47% of European Union citizens trust the European Central Bank, although that score has fallen by 3 points since six months earlier. Some 42% of citizens trust the Council of the European Union.

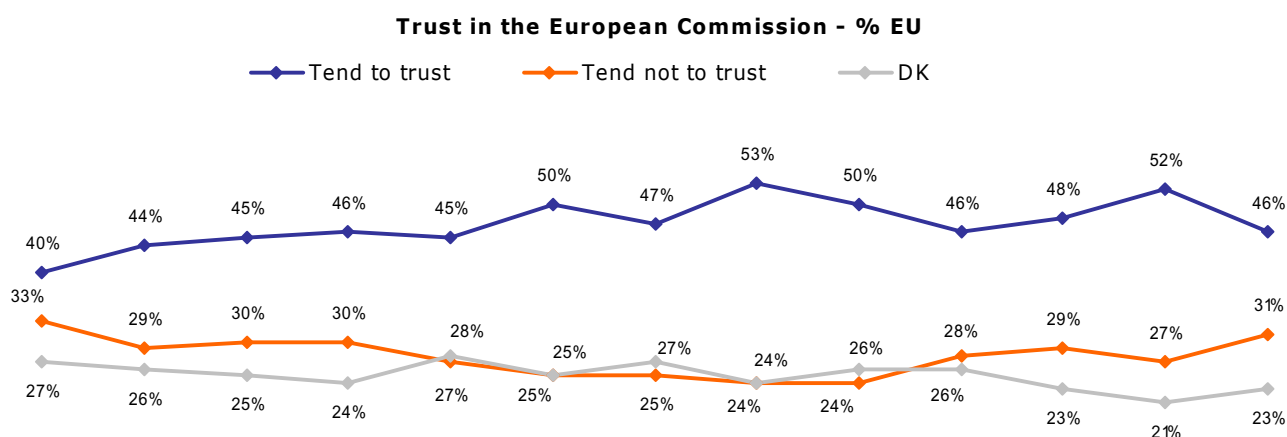


⁵⁹ QA23. And for each of them, please tell me if you tend to trust it or tend not to trust it ?

**- Trust in the European Commission and
the European Parliament has eroded -**

The first half of 2005 was marked by a significant decline in trust levels in the European Commission; the percentage of people who tend to trust this institution now stands at the level recorded in autumn 2003 (46%).

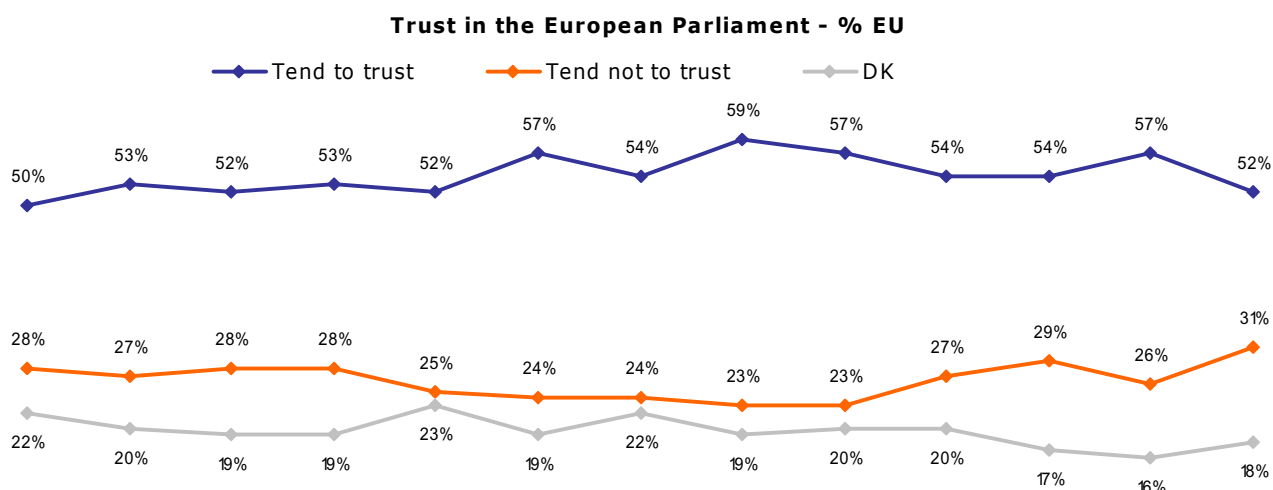
This score is 6 points lower than the very positive result obtained in the last Eurobarometer survey. At the same time, 31% of the persons interviewed tend not to trust the European Commission, i.e. the highest level since spring 1999. The difference between positive and negative opinions is however still positive and now stands at 15 points (compared with 25 in autumn 2004).



Sp. 1999	Aut. 1999	Sp. 2000	Aut. 2000	Sp. 2001	Aut. 2001	Sp. 2002	Aut. 2002	Sp. 2003	Aut. 2003	Sp. 2004	Aut. 2004	Sp. 2005
EB51	EB52	EB53	EB54	EB55	EB56	EB57	EB58	EB59	EB60	EB61	EB62	EB63

The change as regard trust in the European Commission also applies to the European Parliament: **although a majority of respondents (52%) still trust the latter, the percentage has fallen by 5 points since the result obtained just after the European elections.** At the same time, almost one out of three respondents (31%) tends to mistrust this institution.

European citizens still have greater trust in the European Parliament than in the European Commission and, moreover, the confidence curves of the two institutions remain more or less parallel.



Sp. 1999	Aut. 1999	Sp. 2000	Aut. 2000	Sp. 2001	Aut. 2001	Sp. 2002	Aut. 2002	Sp. 2003	Aut. 2003	Sp. 2004	Aut. 2004	Sp. 2005
EB51	EB52	EB53	EB54	EB55	EB56	EB57	EB58	EB59	EB60	EB61	EB62	EB63

At the level of the Member States, there are still clear differences in the extent to which these two institutions are trusted and considered as important. In some countries significant changes have been recorded since the last survey.

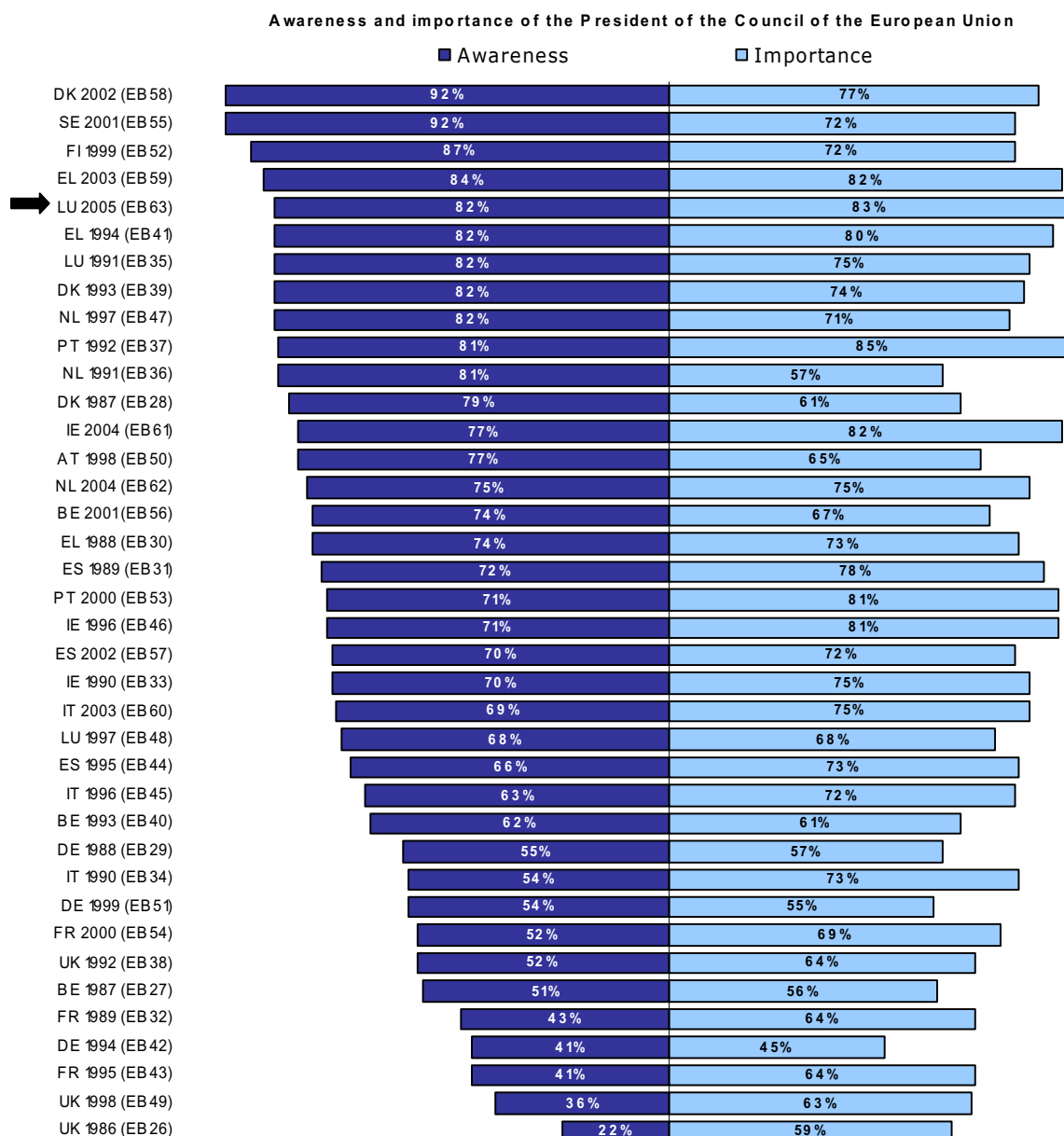
In terms of changes, certain countries which are traditionally "enthusiastic" about European Union membership and the related advantages, appear to now be far more critical. For example, in Spain and Ireland, although the scores recorded are still positive, they have fallen sharply. As regards the European Parliament, the level of trust in Ireland has declined by 13 points (from 70% to 57%). In Spain, the level of trust has fallen by 14 points.

The United Kingdom is the only country in which a majority of respondents tend not to trust either the European Parliament or the European Commission.

	The European Parliament			The European Commission		
	Aut.2004	SP.2005	Diff. Aut.2004/ Sp.2005	Aut.2004	SP.2005	Diff. Aut.2004/ Sp.2005
EU25	57%	52%	-5	52%	46%	-6
BE	70%	67%	-3	68%	67%	-1
CZ	60%	51%	-9	51%	46%	-5
DK	60%	56%	-4	53%	50%	-3
DE	55%	46%	-9	44%	37%	-7
EE	62%	54%	-8	58%	53%	-5
EL	66%	59%	-7	61%	53%	-8
ES	64%	50%	-14	57%	43%	-14
FR	59%	50%	-9	54%	45%	-9
IE	70%	57%	-13	66%	51%	-15
IT	63%	66%	3	60%	60%	0
CY	64%	62%	-2	59%	62%	3
LV	45%	47%	2	41%	44%	3
LT	66%	56%	-10	62%	53%	-9
LU	71%	67%	-4	67%	61%	-6
HU	68%	71%	3	64%	65%	1
MT	58%	58%	0	59%	59%	0
NL	63%	51%	-12	57%	49%	-8
AT	56%	48%	-8	49%	44%	-5
PL	51%	52%	1	51%	49%	-2
PT	64%	63%	-1	61%	59%	-2
SI	66%	66%	0	64%	64%	0
SK	70%	63%	-7	61%	56%	-5
FI	63%	56%	-7	58%	54%	-4
SE	55%	51%	-4	47%	43%	-4
UK	39%	35%	-4	39%	31%	-8

3.3. The Presidency of the Council of the European Union

During the first half of 2005, **Luxembourg** held the Presidency of the Council of the European Union⁶⁰. In this regard, 82% of citizens in Luxembourg have seen, read or heard something in the media on the subject of their country's Presidency. Moreover, a similar proportion (83%) of citizens, whether or not they have heard about it, consider that it is important that their country presides the Council of the European Union. These very positive results confirm Luxembourg as one of the Member States where the reputation and importance of the Presidency of the Council have been most favourably perceived.

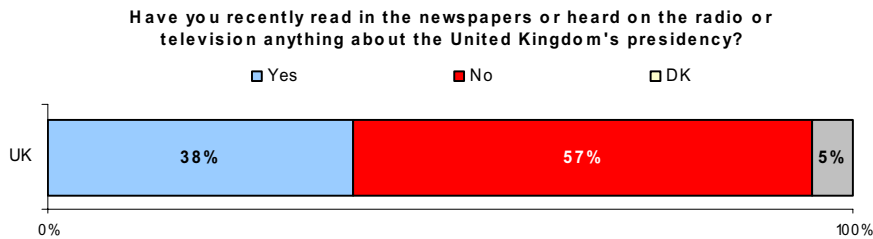


⁶⁰ QA25a. In the European Union, each Member State, in turn, becomes the President of the Council of the European Union for six months. Right now, it's the turn of Luxembourg. Have you recently read in the newspapers or heard on the radio or television anything about Luxembourg's presidency? QA25b. Whether you have heard about it or not, do you think it is important or not that Luxembourg is President of the Council of the European Union at this time? Would you say it is ...?

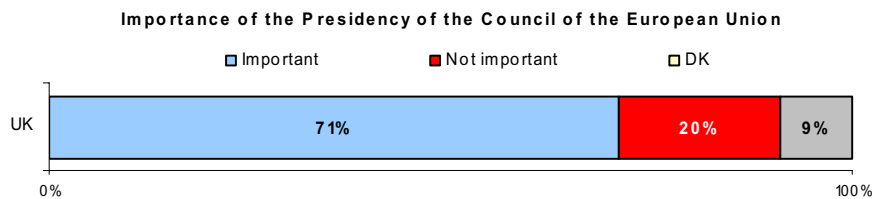
During the spring 2005 Eurobarometer, we also asked the question about the reputation and importance of the Presidency of the Council of the European Union in the Member State which was to take over the Presidency for the second half of the year, namely the **United Kingdom**⁶¹.

- The Presidency is not well-known in the United Kingdom but it is perceived as being very important -

In the United Kingdom, less than four out of ten citizens have read, heard or seen something in the media about their country's Presidency of the Council of the European Union with effect from 1 July 2005 (38%).



Irrespective of whether they have heard about the future British Presidency, 71% of respondents consider that it is important for their country to hold the Presidency of the European Union for six months, while 20% think the opposite and 9% are undecided.



⁶¹ QA25c In the European Union, each Member State, in turn, becomes the President of the Council of the European Union for six months. From July the 1st 2005 it will be the turn of the United Kingdom. Have you recently read in the newspapers or heard on the radio or television anything about the United Kingdom's presidency ... ? Whether you have heard about it or not, do you think it is important or not that the United Kingdom will be President of the Council of the European Union from the 1st of July 2005? Would you say it is...?

V. THE FUTURE OF THE EUROPEAN UNION

In the last part of this report we shall deal with the themes relating to the future of the European Union from two angles:

- ◆ The speed of building Europe: progression towards a European political union, the European Union's financial resources, the perception of a two-speed Europe, the evolution of the European Union's role and the fears felt by citizens;
- ◆ Support for building Europe and its three key challenges: the European Constitution, possible further enlargement and the single currency.

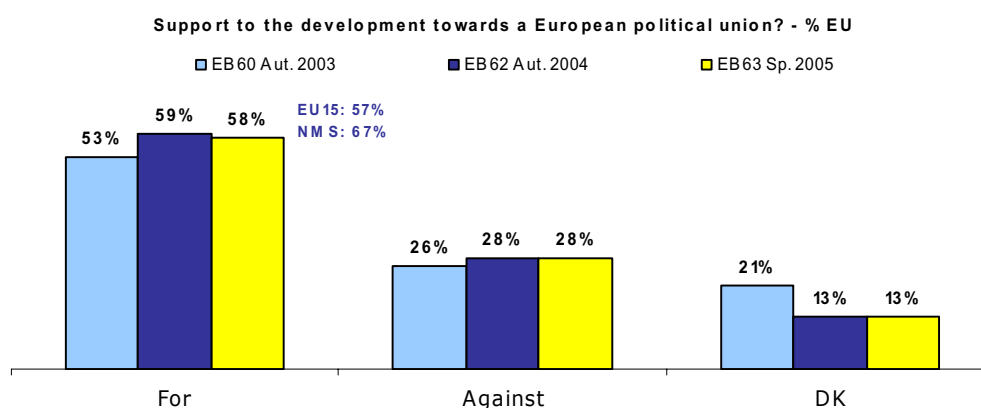
1. The speed of building Europe

1.1. The evolution towards a European political union

- Almost six out of ten respondents are still in favour of a European political union -

In line with the results recorded last autumn, some 58% of respondents support the idea of European political union⁶².

Support for this concept is still stronger in the ten new Member States (67% versus 57% in the 15 old Member States), with particularly strong support in Rumania (77%).



⁶² QA11. Are you, yourself, for or against the development towards a European political union ?

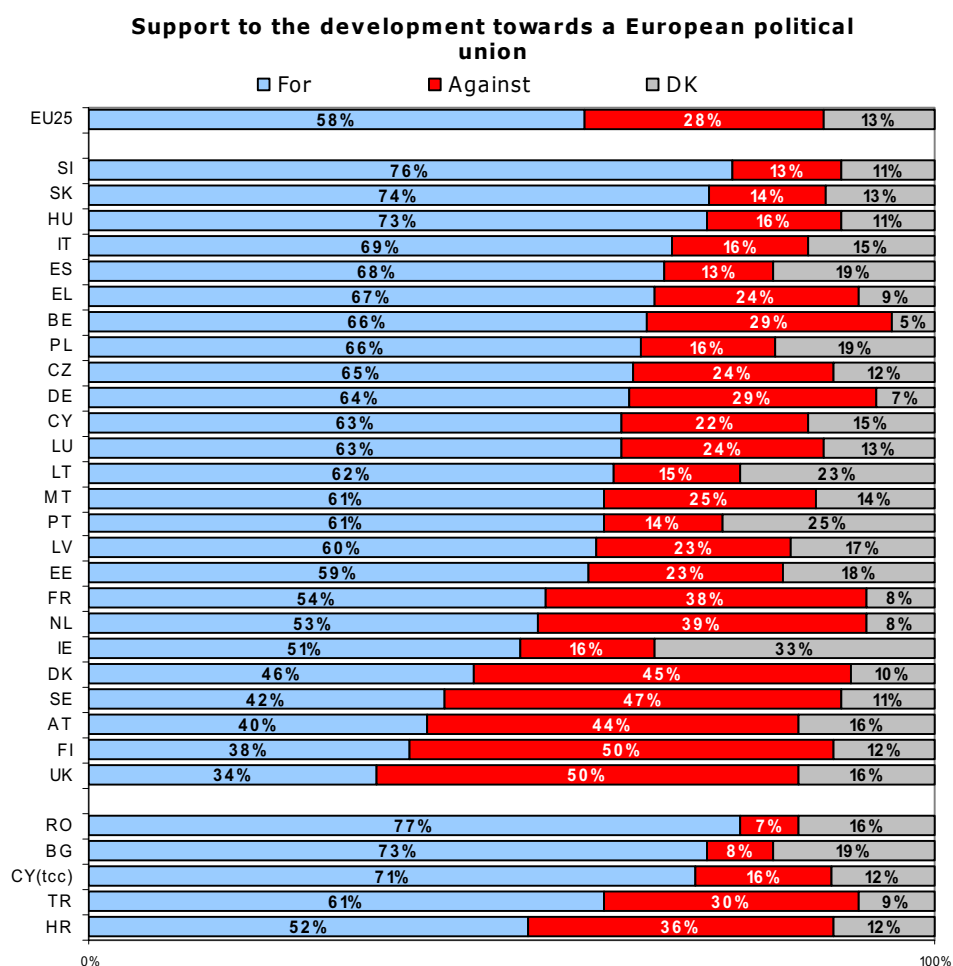
Although the idea of European political union is supported by a large number of citizens in all socio-demographic categories; support is particularly strong among the following groups:

- ◆ men (62% versus 55% of women);
- ◆ young people aged between 15 and 24 (65% versus 53% of the 55 and over age group);
- ◆ citizens having studied longer;
- ◆ leaders of opinion;
- ◆ citizens who place themselves on the left of the political scale (64%, versus 58% for those close to the centre and 59% for those with right-wing sympathies);
- ◆ citizens who tend to be more knowledgeable about the European Union.

In the ten new Member States, support for a European political union is strongest in Slovenia, Slovakia and Hungary (approximately three-quarters of them are in favour of the idea).

In the fifteen old Member States, citizens in three Mediterranean countries (Italy, Spain and Greece) are the strongest supporters of the concept of political union. On the other hand, in Finland, Sweden and the United Kingdom almost one of two respondents seem to be against the idea of a European political union, thereby confirming the results obtained in October 2004.

Finally, the highest level of support for a European political Union is once again to be found in Rumania, where 77% of the population are in favour of the concept. A strong majority of citizens in the other accession and candidate countries also support the concept of a European political Union.



1.2. The European Union's future financial means

The spring 2005 Eurobarometer contained a new question on the future of the European Union's budget. The persons interviewed were asked whether or not the European Union's political objectives justified an increase in its financial resources⁶³.

- Overall citizens do not support the idea of an increase in the budget -

As was noted earlier in this report, there is a considerable degree of ignorance among European Union citizens on how the Community budget is spent: only 17% of respondents are aware that agriculture is the main budget heading, while 31% think that the bulk of the budget is allocated to administrative overheads. In that context, one out of two respondents considers that the European Union's political objectives do not justify an increase in its budget (50%). Nevertheless, almost a third of the persons interviewed believe that the European Union's financial resources should be increased in the light of its political objectives (32%). Finally, 18% of respondents did not express an opinion.

The strongest support for an increase of the European Union's budget, taking into account its political objectives, is to be found among men, young people, respondents having studied the longest and students, citizens who tend to have left-wing sympathies, people living in large cities and respondents who consider that they know a great deal about European affairs.

	The European Union's political objectives do not justify an increase in the Union's budget	The European Union should have greater financial means given its political objectives	DK
EU25	50%	32%	18%
Sex			
Male	51%	35%	14%
Female	49%	29%	22%
Age			
15-24	42%	41%	17%
25-39	50%	35%	16%
40-54	54%	31%	15%
55 +	52%	26%	22%
Education (End of)			
15	49%	24%	27%
16-19	53%	31%	15%
20+	52%	36%	12%
Still Studying	39%	45%	16%
Left-Right scale			
(1-4) Left	49%	36%	15%
(5-6) Centre	52%	31%	17%
(7-10) Right	55%	32%	12%
Subjective urbanisation			
Rural village	53%	29%	18%
Small/ mid size town	50%	32%	18%
Large town	47%	37%	17%
EU Knowledge			
1 - 3	47%	25%	29%
4 - 7	52%	36%	12%
8 - 10	54%	38%	8%

⁶³ QA30. With which of the following two statements do you most agree ? 1. The European Union should have greater financial means given its political objectives ; 2. The European Union's political objectives do not justify an increase in the Union's budget

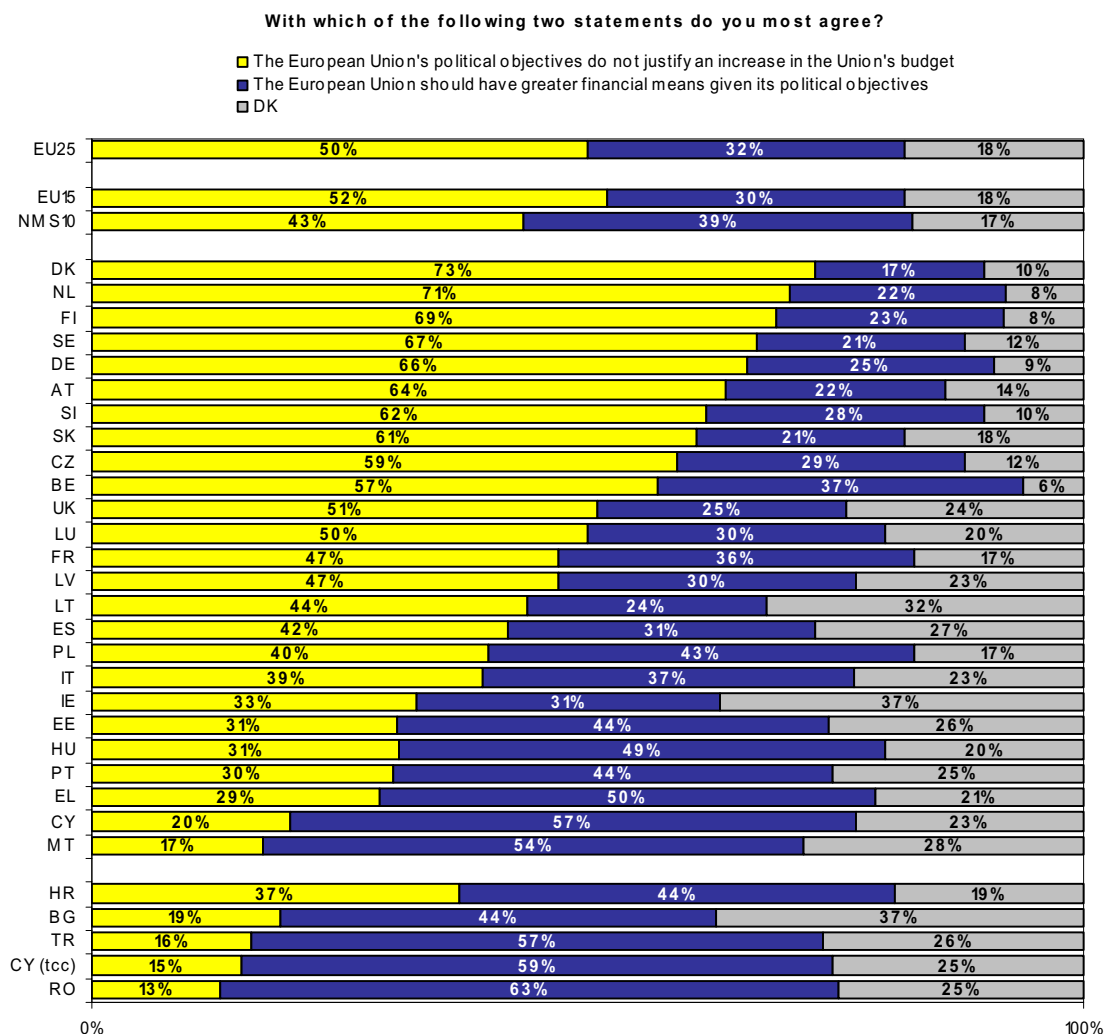
The view that it is not necessary to increase the European Union's budget for political purposes is more widespread in the fifteen old Member States than in the ten new Member States (52% versus 43%).

The answers to this question reveal important differences from one Member State to another.

Whilst 73% of Danish citizens consider that an increase of the European Union's budget is not justified for political purposes, only 17% of citizens in Malta share that point of view. Approximately seven out of ten citizens in The Netherlands (71%), Finland (69%), Sweden (67%) and Germany (66%) also believe that the European Union's budget should not be increased.

On the other hand, more than half of the respondents in Rumania (63%), Turkey (57%) and among current Member States in Cyprus (57%), Malta (54%) and Greece (50%) consider that the European Union's financial resources should be increased in the light of its political objectives.

Finally, it is to be noted that a large percentage of respondents felt unable to express an opinion on this question in numerous countries, mainly in Bulgaria (37%), Ireland (37%) and Latvia (32%).



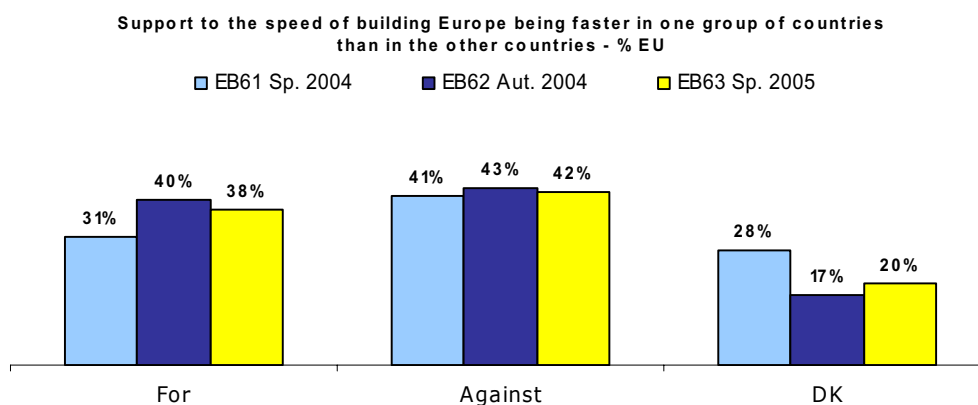
1.3. Towards a two-speed Europe?

- European opinion is divided on the idea of a two-speed Europe -

In line with the results obtained at the end of 2004, citizens in Europe are still divided between those who support the idea of building Europe faster in certain countries than in others, and those who are against the idea of a two-speed Europe⁶⁴.

Some 42% of respondents do not want a two-speed Europe. That percentage is more or less unchanged since last autumn (-1 point). On the other hand, 38% of the persons interviewed are in favour of a two-speed Europe (-2 points).

The percentage of DK replies has increased slightly since last autumn (20%, +3 points).



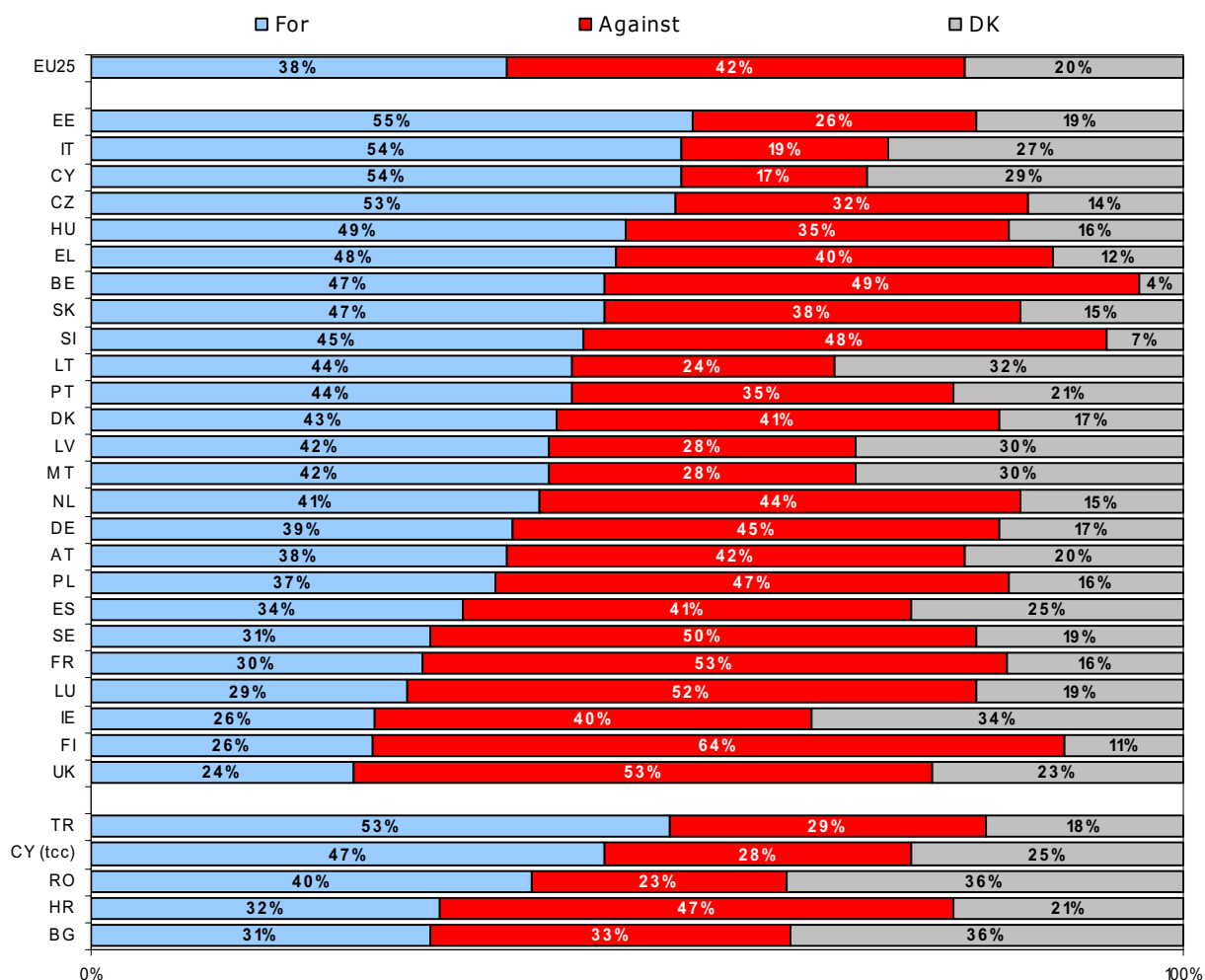
⁶⁴ QA28.6 What is your opinion on each of the following statement ? Please tell me for each statement, whether you are for it or against it.
The speed of building Europe being faster in one group of countries than in the other countries

More than one out of two citizens in Estonia (55%), Italy (54%), Cyprus (54%), the Czech Republic (53%), as well as in Turkey (53%), support the idea of building Europe faster in one group of countries than in the other countries.

On the other hand, almost two-thirds of respondents in Finland (64%) are against the idea of a two-speed Europe. Opposition was already strong in Finland at the end of 2004 (65%). In addition, the majority of citizens in France (53%), the United Kingdom (53%) and Luxembourg (52%) are also against the idea.

Finally, the high level of "don't know" replies in the two accession countries (36% in Rumania and Bulgaria), as well as in Ireland (34%), Lithuania (32%), Latvia (30%) and Malta (30%), is noteworthy.

Support to the speed of building Europe being faster in one group of countries than in the other countries



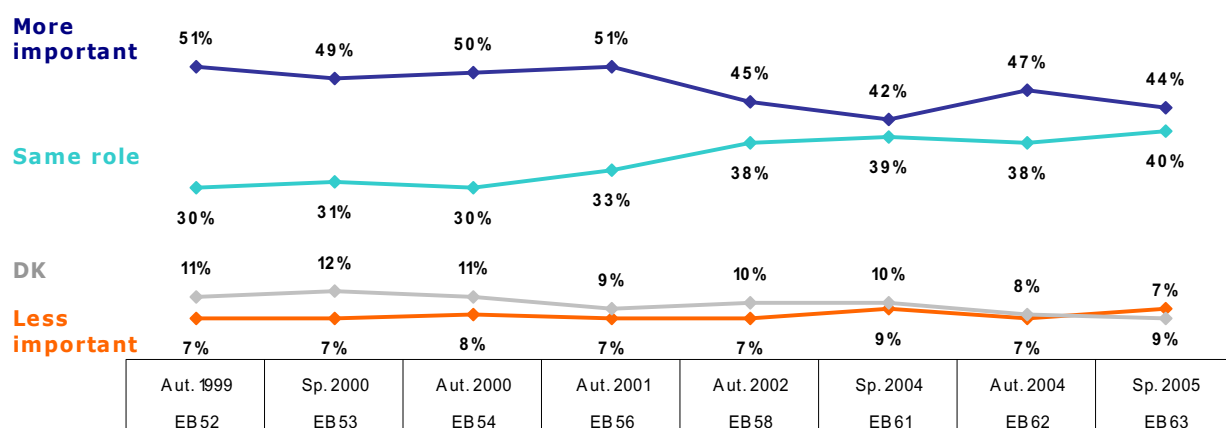
1.4. The perception of the European Union's role in 5 years

- The European Union's role in five years will be either more important or identical -

At the beginning of 2005, 44% of respondents believe that in five years, the European Union will play a more important role in their daily life⁶⁵. This percentage, after having recorded a certain increase last autumn, has decreased slightly (-3 points). Moreover, the difference between citizens who think that the European Union's role will be identical and those who expect its role to gain in importance has fallen again. At the present time, 40% of respondents believe that that the European Union will play an identical role in their daily life in five years time (+2 points).

Finally, it is to be noted that 9% of the persons interviewed consider that the European Union will play a less important role in five years, i.e. an increase of 2 points since the previous survey.

Role played by the European union in daily life in five years' time - % EU



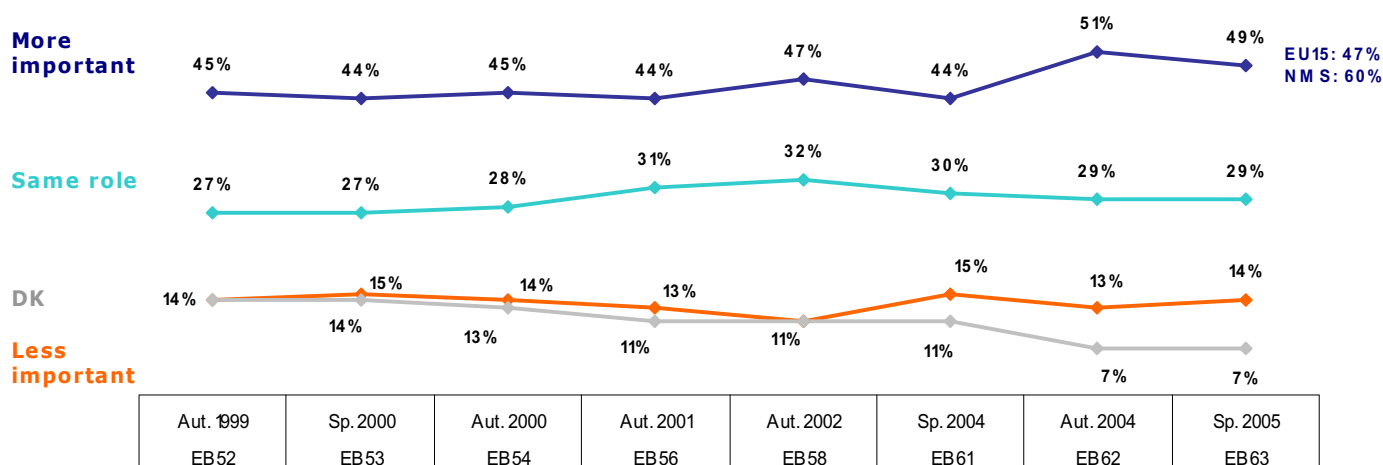
⁶⁵ QA15a. In your opinion, in five years' time, will the European Union play a more important, a less important or the same role in your daily life ?
QA15b. And in five years' time, would you like the European Union to play a more important, a less important or the same role in your daily life ?

- The new European Union citizens continue to have stronger expectations -

Almost one out of two citizens hopes that the European Union will play a more important role in their daily life in five years' time (49%). After an increase of 7 points over the last year, that percentage has fallen by 2 points.

The European average on this point conceals a significant difference between citizens in the new Member States, where 60% today would like to see the European Union play a more important role in their daily life, and citizens in the old member States, where 47% take that view.

Desired role of the European union in daily life in five years' time - % EU



A comparison between the role citizens expect the European Union to play in five years time and the desired role shows that while 40% expect the European Union's role to be identical, only 29% actually want that scenario.

% EU	Role of the EU in five years' time		
	Played role	Desired role	Diff. Played/Desired role
More important	44%	49%	-5
Less important	9%	14%	-5
Same role	40%	29%	+11
DK	7%	7%	=

Our analysis by country of the replies to this question focused on the citizens who perceive and/or want the European Union to play a more important role in their daily life in 5 years time.

In Poland, citizens still have very high expectations with regard to the role of the European Union in their daily life (differential of -23 between what they expect and what they would like). Respondents in Hungary (-19), Lithuania (-18), Latvia (-17), Cyprus (-15) and the Czech Republic (-14) also stress the reinforced role of the European Union in coming years, reflecting the results recorded in those countries at the end of 2004.

On the other hand, more respondents in The Netherlands (+14), Ireland (+8), the United Kingdom (+7) and Sweden (+5) do not want the European Union to play a more important role in 5 years than today. In the two accession countries, Bulgarians and Rumanians are most likely to want the European Union to play a more important role in their daily life.

More important role of the EU in five years' time			
	Played role	Desired role	Diff. Played/Desired
EU25	44%	49%	-5
PL	40%	63%	-23
HU	44%	63%	-19
LT	38%	56%	-18
LV	42%	59%	-17
CY	62%	77%	-15
CZ	36%	50%	-14
PT	50%	64%	-14
FR	41%	53%	-12
SK	46%	58%	-12
IT	54%	65%	-11
BE	39%	48%	-9
MT	55%	64%	-9
EL	57%	65%	-8
ES	41%	46%	-5
LU	40%	44%	-4
EE	38%	41%	-3
SI	51%	54%	-3
FI	29%	30%	-1
DE	47%	47%	=
AT	35%	34%	+1
SE	41%	36%	+5
DK	39%	33%	+6
UK	37%	30%	+7
IE	42%	34%	+8
NL	51%	37%	+14
BG	54%	66%	-12
RO	63%	70%	-7
TR	49%	50%	-1
HR	40%	38%	+2
CY (tcc)	72%	56%	+16

1.5. The fears provoked by the building of Europe

This part of the report examines the various fears of European citizens with regard to the building of Europe⁶⁶.

- The transfer of jobs is the main fear -

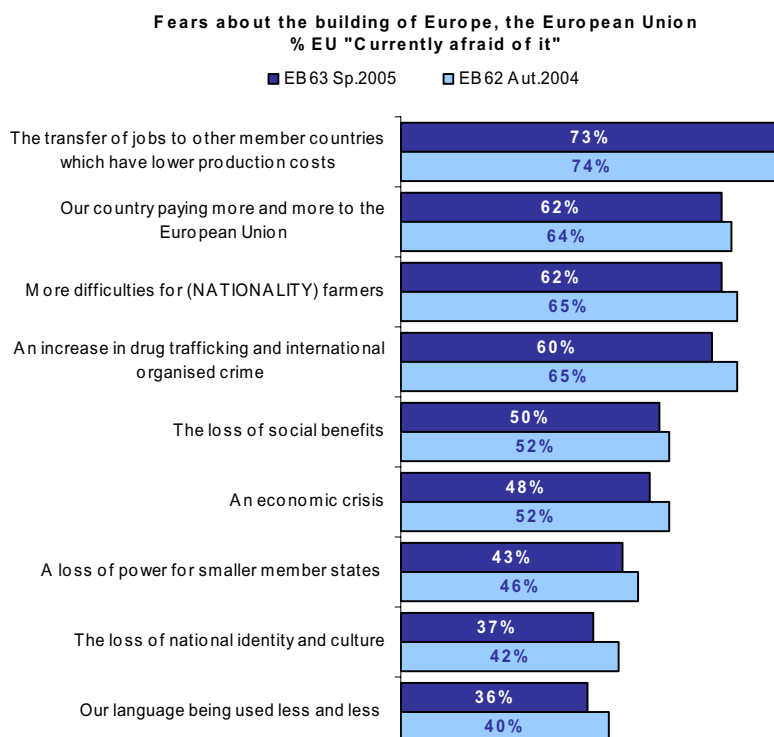
In general, the scores for all the various fears on which the interviewees were asked to express their views, have fallen slightly since the survey carried out last autumn.

At the beginning of 2005, the main fear is the same as that noted six months earlier, namely **the transfer of jobs** to other Member States with lower production costs (73%, -1 point). Next, approximately six out of ten respondents are worried at the present time about **the increasing cost** for the Member States of building Europe (62%, -2 points), **the increasing difficulties facing national farmers** (62%, -3 points) and **the increase in crime and drug trafficking** (60%, -5 points).

In addition, one out of two European Union citizens is also worried about the **loss of social benefits** and **the economic crisis** (50%, -2 points and 48%, -4 points respectively).

Furthermore, 43% of the persons interviewed seem to fear **a loss of power for the smallest Member States** (-3 points), while 37% fear **a loss of national identities and cultures** (-5 points).

Finally, concern about **the gradual loss of their national language** seems once again to be the least worrying aspect, but is nevertheless a cause for concern for 36% of respondents.



⁶⁶ QA16. Some people may have fears about the building of Europe, the European Union. Here is a list of things which some people say they are afraid of. For each one, please tell me if you personally, are currently afraid of it, or not ?

Fears concerning the building of Europe; the European Union (by country)

	The transfer of jobs to other member countries which have lower production costs	Our country paying more and more to the European Union	More difficulties for (NATIONALITY) farmers	An increase in drug trafficking and international organised crime	The loss of social benefits	An economic crisis	A loss of power for smaller member states	The loss of national identity and culture	Our language being used less and less
EU25	73%	62%	62%	60%	50%	48%	43%	37%	36%
BE	87%	65%	76%	61%	54%	51%	52%	32%	37%
CZ	69%	56%	78%	67%	40%	43%	55%	39%	39%
DK	70%	48%	45%	55%	44%	23%	49%	34%	37%
DE	84%	68%	56%	65%	60%	49%	19%	35%	39%
EE	60%	63%	54%	63%	25%	37%	43%	38%	51%
EL	87%	66%	72%	59%	51%	54%	55%	46%	55%
ES	56%	57%	54%	43%	47%	42%	43%	27%	28%
FR	87%	66%	74%	57%	66%	59%	44%	38%	40%
IE	65%	51%	45%	62%	36%	30%	47%	49%	38%
IT	70%	51%	60%	57%	39%	58%	48%	35%	38%
CY	63%	58%	67%	84%	37%	71%	43%	45%	45%
LV	47%	62%	63%	63%	32%	46%	42%	33%	39%
LT	46%	50%	51%	68%	29%	39%	37%	40%	47%
LU	79%	49%	62%	69%	51%	48%	53%	40%	62%
HU	81%	52%	79%	69%	32%	42%	52%	22%	23%
MT	65%	51%	50%	51%	46%	50%	51%	39%	39%
NL	76%	60%	71%	44%	58%	30%	61%	37%	36%
AT	73%	65%	62%	70%	63%	52%	55%	43%	36%
PL	58%	62%	44%	67%	42%	42%	37%	29%	33%
PT	76%	57%	77%	67%	63%	74%	59%	42%	39%
SI	74%	65%	64%	65%	59%	49%	45%	36%	42%
SK	60%	56%	72%	74%	40%	39%	47%	33%	35%
FI	85%	78%	82%	74%	50%	33%	75%	32%	41%
SE	81%	62%	63%	73%	41%	34%	50%	26%	31%
UK	68%	67%	61%	64%	46%	45%	50%	59%	31%
BG	41%	50%	54%	49%	32%	37%	41%	40%	38%
HR	64%	64%	75%	64%	47%	47%	54%	53%	49%
RO	37%	50%	55%	47%	25%	36%	33%	20%	23%
TR	53%	45%	58%	62%	43%	42%	52%	58%	62%
CY (tcc)	39%	34%	46%	59%	36%	34%	45%	52%	53%

The fears expressed vary from one country to another:

- ◆ **The transfer of jobs to other Member States** with lower production costs is a cause for concern for almost nine out of ten citizens in Belgium (87%), Greece (87%), France (87%), Finland (85%) and Germany (84%). The question of job transfers is less of a cause for concern in Rumania (37%), Bulgaria (41%), Lithuania (46%) and Latvia (47%).
- ◆ More than three-quarter of citizens in Finland (78%) and more than two-thirds of Germans (68%) are worried about **the cost of increased contributions to the European Union**.
- ◆ **Increased difficulties for national farmers** are seen above all as a threat by the people interviewed in Finland (82%), Hungary (79%) and the Czech Republic (78%).
- ◆ **An increase in drug trafficking and organised crime** linked to the building of Europe is a cause for concern for 84% of citizens in Cyprus and 74% in Slovakia and Finland. On the other hand, this aspect is seen as less of a cause for concern by citizens in Spain (43%) and The Netherlands (44%).
- ◆ **The loss of social benefits** is feared by two-thirds of the population in France (66%) and, to a lesser extent, by citizens in Austria (63%) and Portugal (63%). Conversely, only a quarter of citizens in Estonia and Rumania are worried about the loss of social benefits in connection with the building of Europe.
- ◆ Citizens in Portugal (74%) and Cyprus (71%) are most likely to fear **an economic crisis**, while only 23% of Danes share that view.
- ◆ **The loss of power for the smallest Member States** is not seen as a cause for concern by respondents in Germany, the largest country in the European Union, where only 19% of the persons interviewed profess to be worried about such a loss of power. On the other hand, three quarters of citizens in Finland are worried about the loss of power of the smallest countries (75%).
- ◆ Concerns about **the loss of their national identity and culture** are the strongest in the United Kingdom (59%) and Turkey (58%).
- ◆ Moreover, more than six out of ten citizens in Luxembourg (62%) and Turkey (62%) are worried about **the gradual loss of their national language**.
- ◆ Finally, in the non-EU Member States that participated in this survey, citizens in **Croatia** are more apprehensive than the others with regard to all the fears considered here, except for the loss of their national identity and their national language; those subjects are more a cause for concern in Turkey.

2. Three challenges for the European Union: the Constitution, enlargement, the euro

After having examined how European citizens perceive the building of Europe in general, we shall focus in this last part of the report more specifically on the major challenges for the European Union's future.

2.1. A Constitution for the European Union

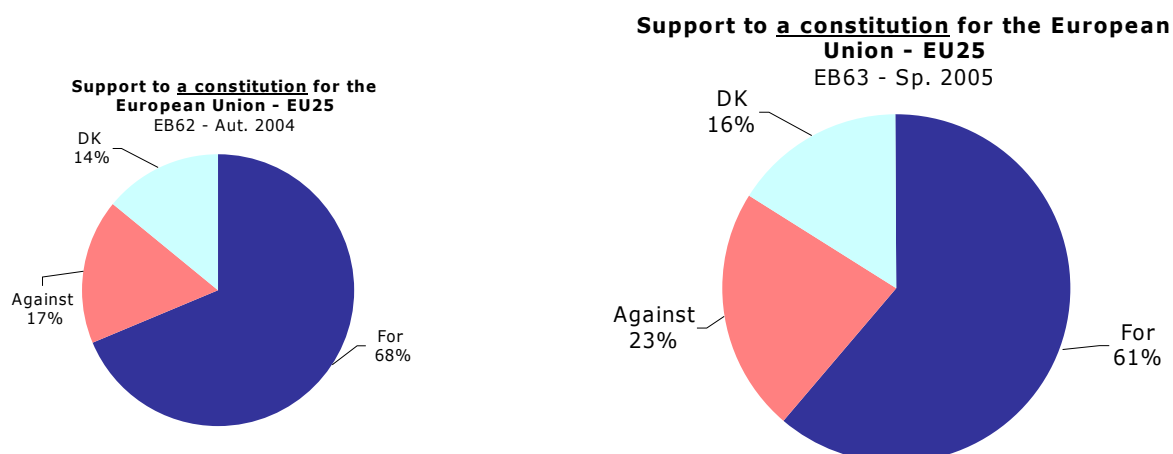
The first half of 2005 was strongly marked by the ratification process in the Member States of the European Constitution, adopted by the Council on 29 October 2004 in Rome, as well as the debates generated on the text of the Constitution. This part of the report is devoted to this crucial aspect of the building of Europe and addresses the following points⁶⁷:

- * Overall support for a European Constitution
- * Knowledge of the European Constitution: whether citizens have heard about it, their actual knowledge of the text and their sources of information
- * The level of support for the Constitution and the reasons why citizens are for or against the Constitution
- * Probable voter turnout in a referendum
- * The repercussions of the Constitution on the functioning of the European Union and on the European Union as a whole.

2.1.1. Support for the principle of a Constitution

- **A large majority still support the idea of a European Constitution -**

Most of the interviews for this Eurobarometer were carried out before the results of the French and Dutch referenda were known. This Eurobarometer survey shows that, over and above the arguments and discussions which followed those two public consultations, the majority of European Union citizens, 61% more precisely, still support the **idea of a European Constitution**⁶⁸, even if that score is 7 points lower than that recorded last autumn.



⁶⁷ Interested readers can also consult the other Eurobarometer studies devoted to the Constitution on: http://europa.eu.int/comm/public_opinion/constitution_en.htm

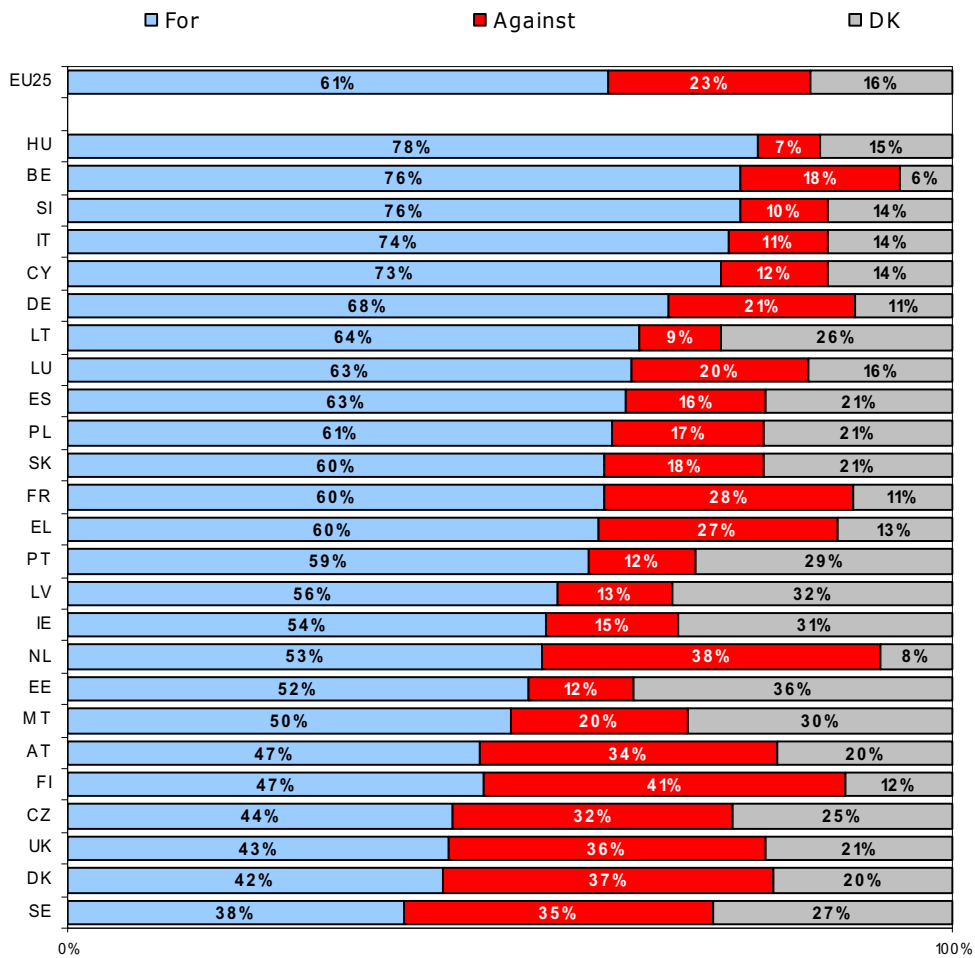
⁶⁸ QA28.5. What is your opinion on each of the following statement? Please tell me for each statement, whether you are for it or against it.
A constitution for the European Union

Nevertheless, it is necessary to emphasise that this result must not be seen as an **intention of how citizens would vote in a possible referendum** in the countries which are considering or planning to organise such a referendum on the Constitutional Treaty. It reflects only **the extent to which respondents agree with the actual concept of a Constitution for the European Union and is not an evaluation of the content of the text proposed for ratification in the Member States.**

In Hungary, Belgium and Slovenia, almost eight out of ten respondents support the concept of a European Constitution, while seven out of ten citizens in Italy, Cyprus and Germany support it. Opinion is more divided in Finland (with 47% for and 41% against), Sweden (38% for and 35% against) and Denmark (42% and 37%, respectively). It is also to be noted that a high number of respondents felt unable to express an opinion in Estonia (36% of DK replies) and Latvia (32%).

Citizens in Ireland, Malta and Portugal also seem to find it hard to make up their mind on this point.

Support to a Constitution for the European Union



As regards changes between surveys, it is noteworthy that the level of support has fallen almost everywhere in the European Union, in particular in The Netherlands, Austria and the Czech Republic. Support for a European Constitution has increased only in Hungary and Italy compared with autumn 2004.

	For Aut.2004	For Sp.2005	Diff. Aut.2004/ Sp.2005
EU25	68%	61%	-7
NL	73%	53%	-20
AT	67%	47%	-20
CZ	63%	44%	-19
LU	77%	63%	-14
PL	73%	61%	-12
EE	64%	52%	-12
SE	50%	38%	-12
DE	79%	68%	-11
SK	71%	60%	-11
FI	58%	47%	-11
FR	70%	60%	-10
LT	73%	64%	-9
ES	72%	63%	-9
EL	69%	60%	-9
IE	61%	54%	-7
MT	56%	50%	-6
UK	49%	43%	-6
BE	81%	76%	-5
LV	61%	56%	-5
SI	80%	76%	-4
PT	61%	59%	-2
DK	44%	42%	-2
CY	74%	73%	-1
IT	73%	74%	1
HU	62%	78%	16

An analysis of the socio-demographic characteristics of the persons interviewed in the European Union highlights the following points:

- ◆ More men than women want to see the European Union adopt a Constitution (63% versus 58%), while women tend to find it more difficult to express an opinion on this issue (20% versus 12%).
- ◆ Support for a European Constitution seems to be less pronounced among older people, who have more difficulty in expressing an opinion on this subject. The same observation is true as regards citizens who studied up to the age of 15.
- ◆ Citizens on the left of the political spectrum are more in favour of a European Constitution than those on the right are.
- ◆ Finally, respondents who consider that they know a good deal about the European Union are more in favour of the idea of a European Constitution.

	For	Against	DK
EU25	61%	23%	16%
Sex			
Male	63%	25%	12%
Female	58%	21%	20%
Age			
15-24	64%	22%	15%
25-39	63%	23%	14%
40-54	62%	23%	14%
55 +	56%	23%	21%
Education (End of)			
15	52%	24%	24%
16-19	60%	25%	16%
20+	68%	21%	11%
Still Studying	68%	19%	13%
Left-Right scale			
(1-4) Left	65%	22%	13%
(5-6) Centre	61%	24%	15%
(7-10) Right	60%	28%	12%
EU Knowledge			
1 - 3	48%	23%	29%
4 - 7	67%	23%	10%
8 - 10	70%	24%	5%

Most of the questions on the European Constitution, to be analysed in the following pages, were asked in the Eurobarometer survey n°62.1 carried out in November 2004⁶⁹. It is important to note that in that first survey, the questions referred to the "European Constitution project" while at the beginning of 2005 they referred to "the European Constitution".

2.1.2. Knowledge about the European Constitution

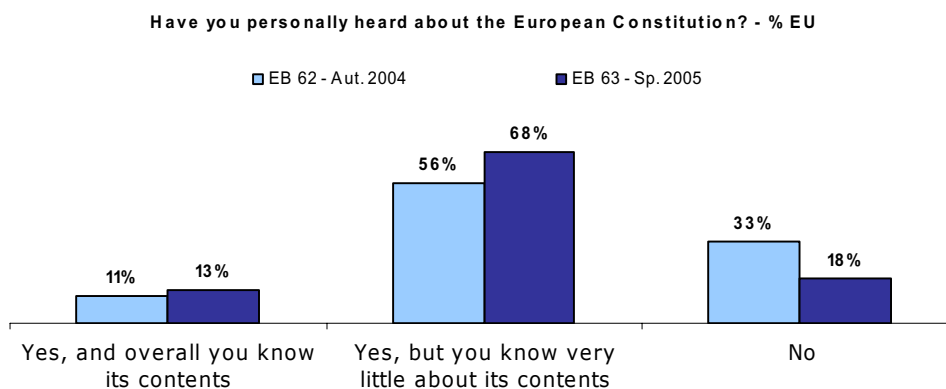
This chapter will enable us to measure the extent to which citizens have heard about the European Constitution, before verifying the actual knowledge of respondents about its content, as well as their preferred sources of information on this subject.

2.1.2.1. Awareness about the European Constitution

- More citizens have heard about the Constitutional Treaty -

In May-June 2005, 81% of European Union citizens had already heard of the European Constitution, whether they know very little about its content (68%, +12 points) or whether they consider that overall they know its content (13%, +2 points)⁷⁰.

At the same time, the proportion of respondents who have never heard of the European Constitution has fallen by almost half (18%, -15 points).



⁶⁹ Special Eurobarometer 214 "The Future Constitutional Treaty"

⁷⁰ QC1. Have you personally heard about the European Constitution ?

The number of citizens that have heard about the European Constitution has increased in all European Union countries.

It is interesting to note that the proportion of respondents who assert that overall they know the contents of the text of the European Constitution is particularly high in The Netherlands (34%), France (27%) and Luxembourg (24%), three of the countries which have recently organised a referendum. In addition, in the first two countries, that proportion has increased significantly since last autumn: +15 points in The Netherlands and +17 points in France. However, knowledge about the Constitution has not increased in Spain (3%, +1 point), the other country which organised a referendum which, it must be said, was held at the beginning of the year.

	Yes, and overall you know its contents		Yes, but you know very little about its contents		No	
	EB63	Diff. EB 63 - 62	EB63	Diff. EB 63 - 62	EB63	Diff. EB 63 - 62
EU25	13%	+2	68%	+12	18%	-15
BE	9%	-1	74%	+14	17%	-13
CZ	11%	+4	77%	+10	12%	-14
DK	15%	+6	80%	+19	6%	-24
DE	11%	=	66%	+9	24%	-9
EE	5%	-2	69%	+19	26%	-17
EL	6%	=	71%	+26	23%	-26
ES	13%	+1	72%	+17	15%	-18
FR	27%	+17	67%	+3	7%	-19
IE	15%	+5	62%	+16	23%	-22
IT	15%	-3	63%	+5	22%	-2
CY	7%	+4	55%	+23	38%	-27
LV	5%	+2	62%	+7	33%	-8
LT	6%	-1	71%	+12	23%	-11
LU	24%	+2	66%	+11	9%	-14
HU	9%	-4	61%	+7	31%	-3
MT	16%	+4	71%	+11	13%	-15
NL	34%	+15	62%	+3	3%	-19
AT	19%	+8	69%	+8	12%	-16
PL	7%	-1	80%	+19	13%	-19
PT	7%	-4	55%	+5	38%	-1
SI	10%	+2	79%	+18	11%	-20
SK	9%	-1	74%	+7	16%	-6
FI	6%	+2	77%	+10	17%	-12
SE	11%	=	75%	+26	14%	-26
UK	7%	+1	67%	+23	27%	-23
BG	4%	/	50%	/	47%	/
HR	5%	/	60%	/	36%	/
RO	8%	/	71%	/	21%	/
TR	13%	/	53%	/	35%	/
CY (tcc)	17%	/	44%	/	39%	/

In the non-EU countries participating in this survey, the percentages are similar to those observed in the European Union Member States where the level of knowledge is the lowest. However, the particularly low level of awareness in Bulgaria is striking.

A socio-demographic analysis of the replies on whether respondents have heard of the European Constitution reveals persisting cleavages.

Although 14% of men have never heard of the European Constitution, the corresponding percentage for women is 22%. That difference has fallen slightly since the first survey (differential of 11 points at the end of 2004 and a differential of 8 points at the beginning of 2005).

The level of knowledge about the European Constitution seems also to have increased in particular among the youngest group of respondents, since the percentage of those in the 15-25 age group who have never heard of the European Constitution has fallen by 23 points.

	Yes, and overall you know its contents		Yes, but you know very little about its contents		No	
	EB63	Diff. EB 63 - 62	EB63	Diff. EB 63 - 62	EB63	Diff. EB 63 - 62
EU 25	13%	+2	68%	+12	18%	-15
Sex						
Male	17%	+3	69%	+10	14%	-13
Female	10%	+2	68%	+14	22%	-16
Age						
15-24	12%	+3	68%	+19	20%	-23
25-39	14%	+4	70%	+14	16%	-17
40-54	14%	+2	72%	+11	14%	-13
55 +	13%	+2	64%	+8	23%	-9
Education (End of)						
15	7%	+1	62%	+13	31%	-14
16-19	11%	+2	71%	+14	18%	-16
20+	23%	+5	70%	+6	7%	-11
Still Studying	15%	+4	70%	+16	16%	-20

2.1.2.2. Objective knowledge

The knowledge test is the most reliable and objective way of measuring the general public's actual knowledge of the text of the Constitution. To that end, in this survey we asked the persons interviewed to say whether six statements relating to precise aspects of the European Constitution were true or false⁷¹.

- Knowledge of the Constitution's content remains superficial -

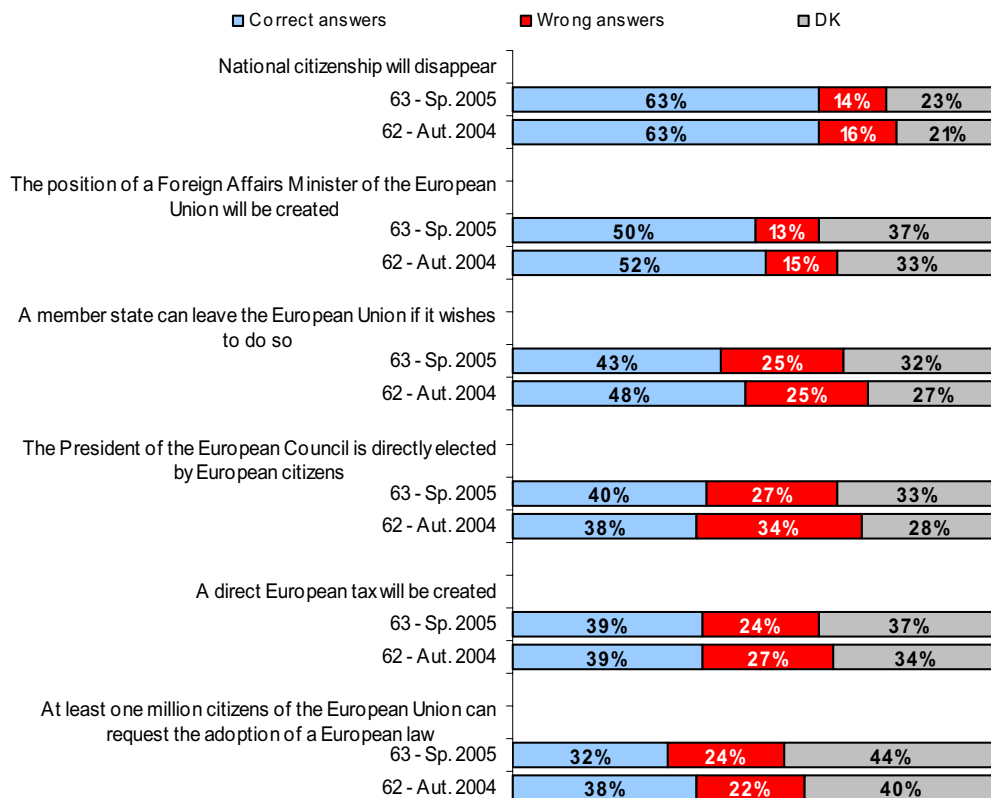
At the level of the European Union, the percentages of right answers seem to have changed little since last autumn:

- ◆ A vast majority of European Union citizens (63%) know that in the Constitution there is no plan for national citizenship to disappear.
- ◆ One out of two citizens (50%, - 2 points) is aware of the creation of a position of Foreign Affairs Minister of the European Union (covered by article I-28 of the Constitution).
- ◆ Although just over four out of ten respondents (43%, -5 points) are aware that the Constitution allows a Member State to leave the European Union, 25% are unaware of that and 32% did not express an opinion.
- ◆ 40% of the persons interviewed know that the Constitution does not provide for the direct election of the President of the European Council by European citizens (+2 points).
- ◆ The statement that the Constitution provides for the creation of a direct European tax is rightly considered as false by 39% of respondents, which is the same percentage as that recorded in the previous survey.
- ◆ Once again few respondents seem to be familiar with the inclusion of a citizen's right of initiative in the European Constitution: 32% are aware that if the Constitution enters into force, with at least a million citizens it will be possible to request the adoption of a law, compared with 24% who believe that is not true and 44% who do not have an opinion on this point.

The chart on the next page shows the various results.

⁷¹ QC5. For each of the following statements, tell me if, in your opinion, it is true or false. It is planned in the European Constitution that ...

For each of the following statements, tell me if, in your opinion, it is true or false. It is planned in the European Constitution that...
% EU



2.1.2.3. Sources of information

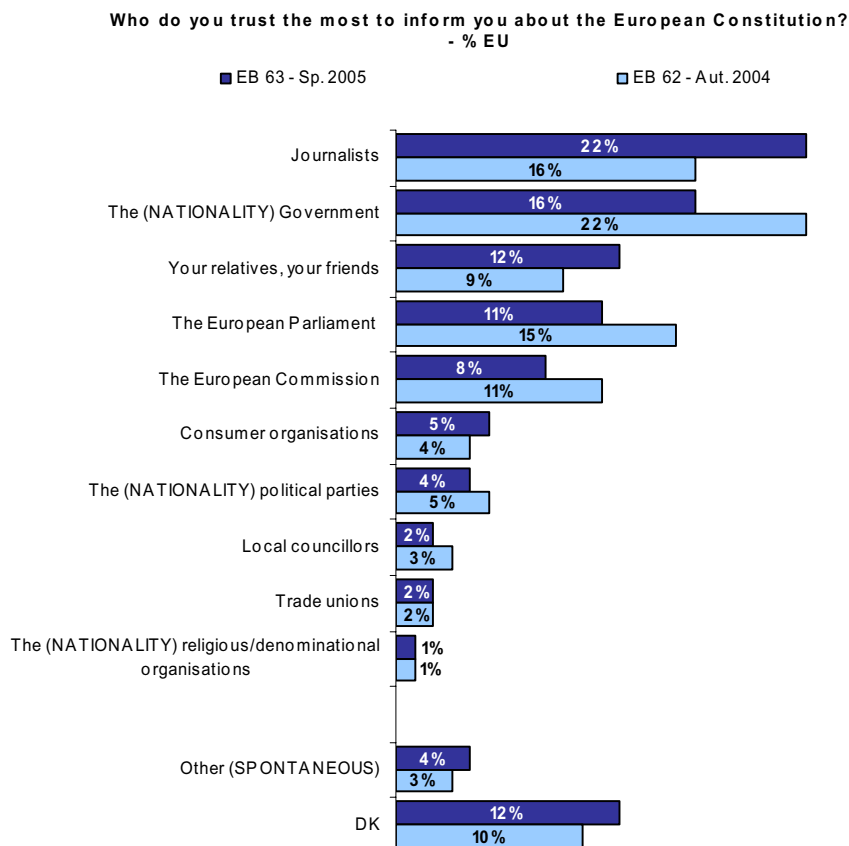
- Trust in institutional sources of information has fallen -

We asked respondents in whom they had the most trust to inform them about the European Constitution⁷².

At European Union level, journalists are the source of information in whom citizens have the most confidence (22%), i.e. an increase of 6 points compared with the end of 2004.

On the other hand, trust in institutional sources has fallen considerably since last autumn, irrespective of whether that source is the national governmental (16%, -6 points), the European Parliament (11%, -4 points) or the European Commission (8%, -3 points).

Moreover, there has been an increase in confidence in family and friends (12%, +3 points), who are now the third source of information that citizens trust to inform them about the European Constitution.



⁷² QC6. Who do you trust the most to inform you about the European Constitution ?

An analysis of the results by Member State often reflects the results noted at European level, with however certain differences:

- ◆ Latvia is the country where **journalists** obtain the highest score as a source of information about the European Constitution (34%), followed by Spain (27%) and Poland (27%).
- ◆ Citizens in Cyprus (50%) and Finland (48%) seem particularly confident in their **national government**. However, it is Turkey where respondents have the most confidence in their national government (62%). On the other hand, only 5% of respondents in Poland and Slovakia trust their government to inform them about the Constitution.
- ◆ Citizens in Hungary (33%) and Slovakia (27%) stand out by their higher level of trust in the **European Parliament**. On the other hand, that is the case of only 5% of citizens in Ireland and 6% in Austria.
- ◆ More citizens in Malta (25%) have confidence in the **European Commission**. It is to be noted that only 4% of the persons interviewed share that opinion in Denmark, Spain, The Netherlands, Austria, the United Kingdom, as well as in Turkey.
- ◆ Confidence in the European institutions varies significantly from one Member State to another. If the percentages are taken together **for the two European institutions**, confidence is particularly high in Hungary (48% in total), Slovakia (37%) and Latvia (38%). On the other hand, citizens in Austria (10%), the United Kingdom, Denmark and Ireland (11%) do not seem to rely on those two institutions to inform them about the European Constitution.

In comparison to the last survey, there has been an increase in the level of confidence in journalists in 23 Member States; while trust in the national government has fallen in 21 of the 25 European Union Member States. Finally, confidence in family and friends as a source of information has increased in 18 Member States.

Journalists		The (NATIONALITY) Government		Your relatives, your friends		The European Parliament		The European Commission	
Diff. EB		Diff. EB		Diff. EB		Diff. EB		Diff. EB	
EB63	63 - 62	EB63	63 - 62	EB63	63 - 62	EB63	63 - 62	EB63	63 - 62

EU25	22%	6	16%	-6	12%	3	11%	-4	8%	-3
------	-----	---	-----	----	-----	---	-----	----	----	----

BE	23%	6	13%	-5	9%	1	13%	-5	15%	-4
CZ	23%	8	11%	-8	16%	5	15%	-4	7%	-2
DK	17%	5	26%	-10	7%	2	7%	-2	4%	-1
DE	18%	7	11%	-8	12%	2	13%	-5	7%	-3
EE	17%	8	32%	3	8%	-4	13%	=	12%	-4
EL	23%	14	27%	-12	5%	2	13%	-4	10%	=
ES	27%	11	19%	-11	11%	2	8%	-3	4%	-3
FR	24%	7	13%	-8	15%	7	8%	-5	6%	-4
IE	26%	10	28%	-4	7%	1	5%	-3	6%	-2
IT	21%	=	22%	=	6%	2	14%	-6	13%	-5
CY	7%	2	50%	2	5%	=	10%	-3	17%	4
LV	34%	6	18%	2	9%	-1	11%	=	9%	-4
LT	19%	4	12%	-11	7%	1	22%	=	16%	-1
LU	16%	6	31%	-5	9%	2	8%	-3	10%	-4
HU	6%	1	16%	-2	7%	2	33%	-7	15%	1
MT	12%	1	18%	-8	5%	=	10%	-1	25%	6
NL	24%	12	20%	-11	7%	4	9%	-8	4%	-5
AT	9%	2	20%	-2	11%	1	6%	-2	4%	-2
PL	27%	7	5%	-3	23%	1	13%	-1	13%	1
PT	24%	9	17%	-8	8%	4	11%	=	16%	-3
SI	25%	8	15%	-6	10%	3	16%	-3	13%	-2
SK	15%	=	5%	-5	16%	1	27%	-1	10%	-2
FI	12%	4	48%	-4	5%	=	9%	-4	7%	-1
SE	22%	5	22%	-7	7%	-1	12%	2	8%	2
UK	24%	6	20%	-3	12%	=	7%	2	4%	=

BG	23%	/	9%	/	17%	/	12%	/	6%	/
HR	17%	/	12%	/	16%	/	13%	/	8%	/
RO	25%	/	20%	/	5%	/	10%	/	16%	/
TR	6%	/	62%	/	8%	/	6%	/	4%	/
Cy (tcc)	8%	/	32%	/	3%	/	6%	/	9%	/

2.1.3. Support for the European Constitution

The aim of this chapter is to assess the level of support among European Union citizens for the European Constitution, and also to assess the reasons underlying that support or opposition.

The three questions used for our analysis in this regard were not asked in the countries which had already ratified the Constitution at the time of this survey, namely Spain, Italy, Greece, Slovenia, Hungary and Lithuania.

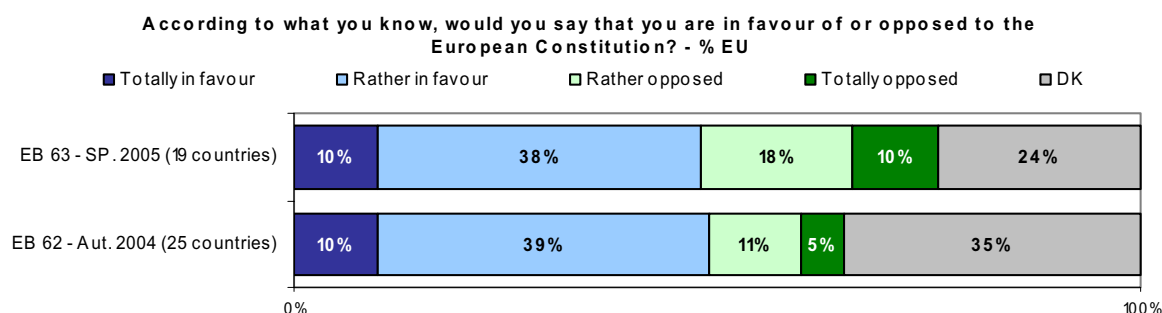
In addition, as the range of respondents was not the same as in the previous survey (the questions were at that time asked in all the 25 Member States), any comparison of the results must be treated with some circumspection.

2.1.3.1. The level of support

- One out of two European citizens is in favour of a European Constitution -

In the 19 countries which had not yet ratified the Constitution at the time of this survey, almost half of the persons interviewed are in favour of the European Constitution (48%, of which 10% totally in favour and 38% rather in favour), while 28% of respondents are opposed to it (18% rather opposed and 10% totally opposed)⁷³. It is to be noted that a quarter of citizens did not express an opinion on this subject (25%).

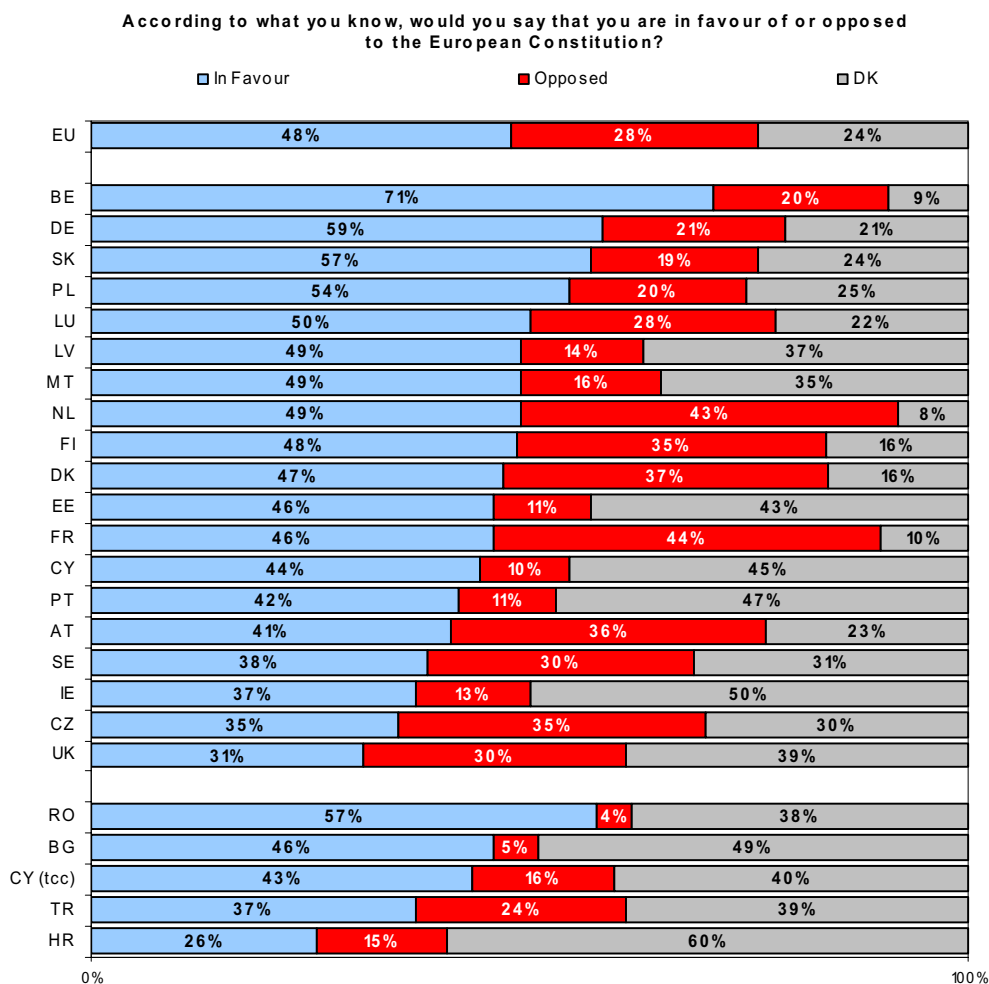
The results of the previous survey are given here for indication purposes.



⁷³ QC2. According to what you know, would you say that you are in favour of or opposed to the European Constitution?

An analysis of the results by country highlights strong differences, with support ranging from 71% in Belgium to 31% in the United Kingdom.

It must be emphasised once again that the bulk of this survey was carried out before the French and Dutch consultations.

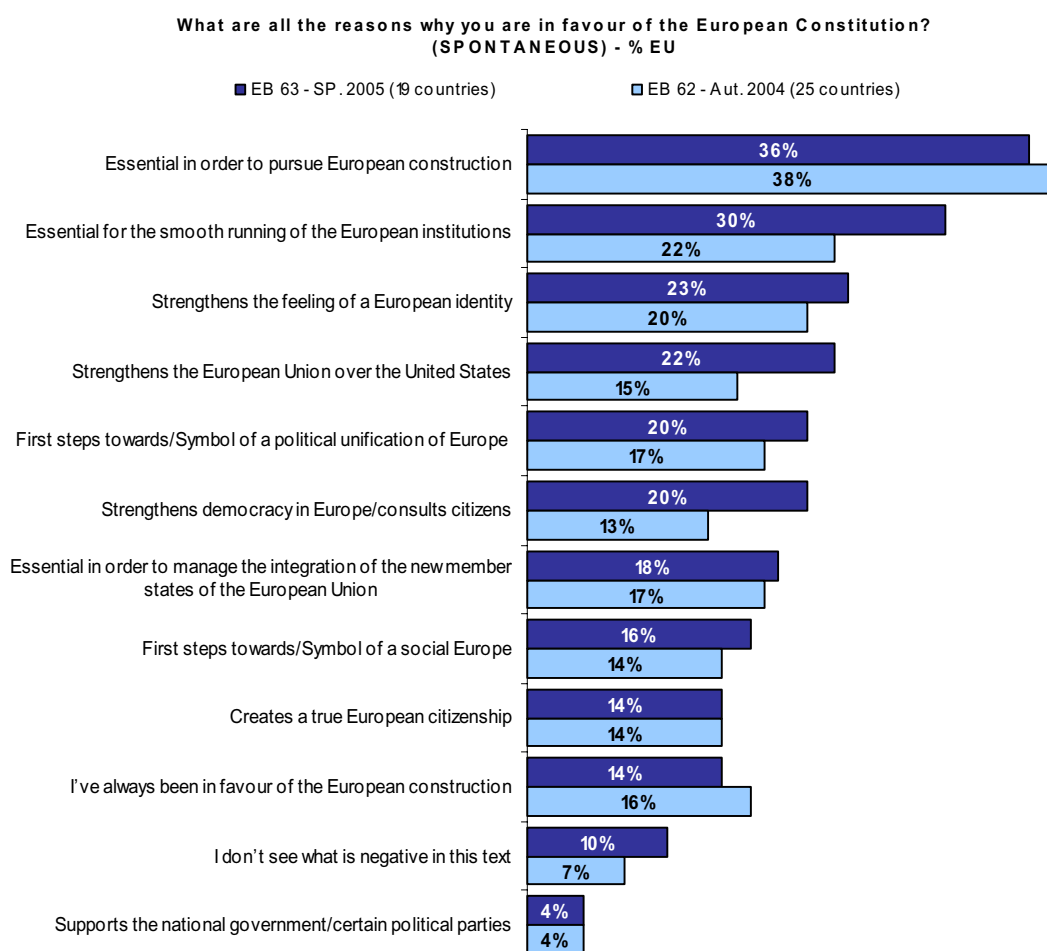


As with the previous survey, respondents interviewed in this survey were given the opportunity to state spontaneously the reasons why they are for or against the Constitution.

2.1.3.2. The reasons given by supporters of the Constitution

- Institutional aspects are still most important -

The persons, who declared that they are in favour of the European Constitution in the 19 countries which participated in the survey, were particularly motivated by the essential role that the text can play in order to pursue European construction⁷⁴. Citizens consider that the Constitution is essential not only in order to pursue the building of Europe (36%, -2 points), but also for the smooth running of the European institutions (30%, +8 points) and for managing the integration of the new Member States (18%, +1 point). In effect, supporters of the European Constitution seem to be motivated above all by its institutional aspects.



⁷⁴ QC3. What are all the reasons why you are in favour of the European Constitution ?

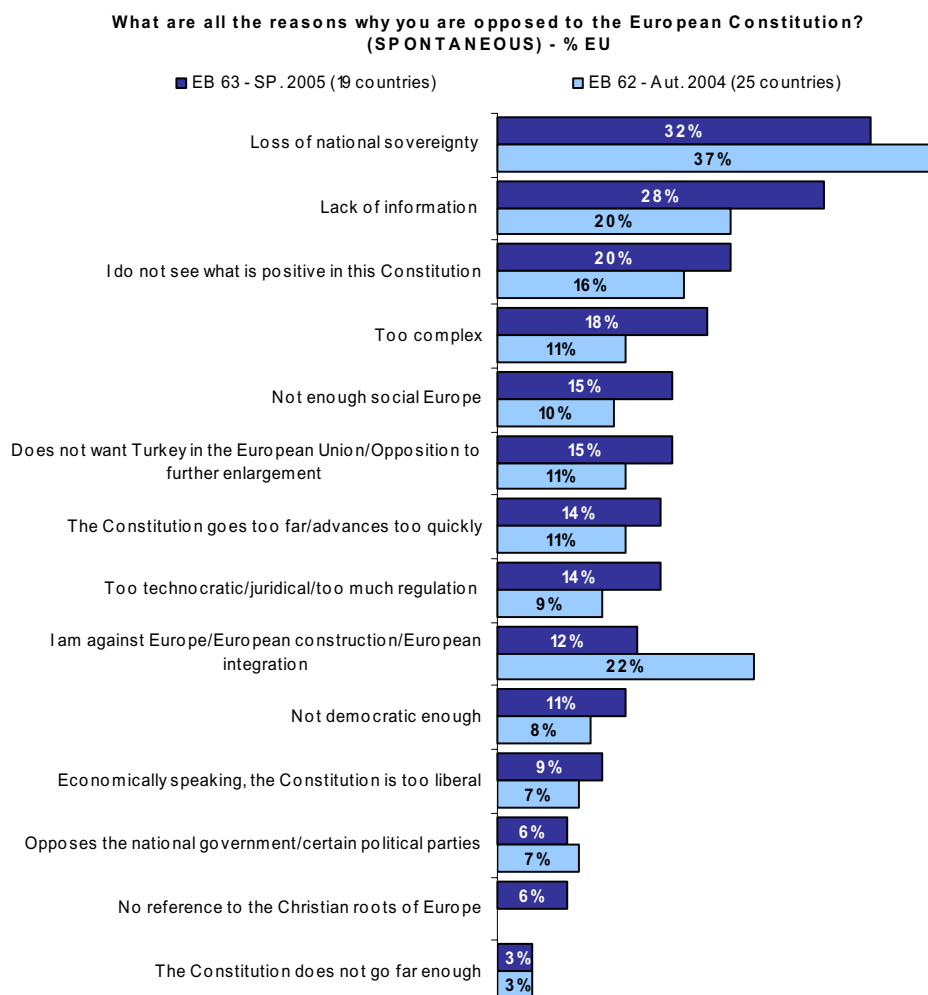
2.1.3.3. The reasons given by opponents of the European Constitution

- The loss of national sovereignty and the lack of information are the main reasons why citizens oppose the Constitution -

The two main reasons given spontaneously by opponents of the Constitution are, above all, the loss of national sovereignty (32%, -5 points) and then the lack of information (28%) which has increased by 8 points⁷⁵.

A significant proportion of respondents cite as their main reasons for rejecting the Constitution the lack of any positive points in the European Constitution (20%, +4 points) and the complexity of the text (18%, +7 points).

Finally, the "anti-European" attitude of certain opponents of the Constitution seems, on the other hand, less marked in this survey than in that carried out at the end of 2004. Some 12% of respondents declared that they are against Europe, the building of Europe and European integration (-10 points).

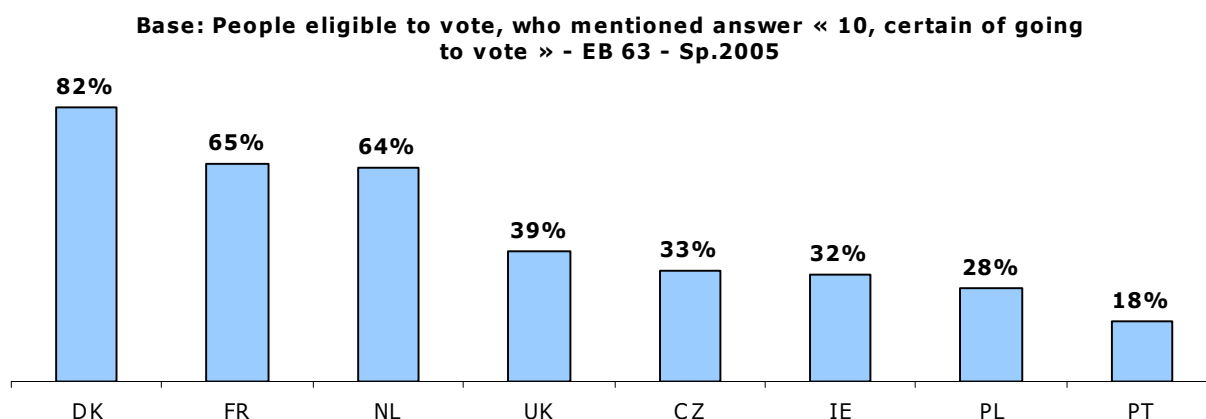


⁷⁵ QC4. What are all the reasons why you are opposed to the European Constitution ?

2.1.4. The likelihood of voting

We shall now examine the likely voter turnout in the countries which seem likely to organise a referendum in order to ratify the European Constitution⁷⁶. To that end, this question was asked only in the Czech Republic, Denmark, France, Ireland, The Netherlands, Poland, Portugal and the United Kingdom; that is to say in 8 out of the 10 countries having opted for the referendum process. It was not asked in Spain, since citizens in that country had already voted in favour of the Constitution last February, and it could not be asked in Luxembourg, because of the electoral laws in force there⁷⁷.

It is worthwhile pointing out here that the aim of this question is not to estimate the level of participation in the various referenda. Moreover, it would not suffice on its own for that purpose and the fact that the projected referenda dates are so far in the future in certain countries means that the results obtained reflect more a degree of voter mobilisation. That is why we have chosen deliberately to present the results of this question only where the likelihood of voting is ranked 10 by respondents, that is to say the respondents who are completely convinced that they will actually vote.



An analysis of the results by country shows that the percentage of persons declaring that they are "certain to vote" is above 50% in only 3 countries.

Those countries are Denmark (82%), France (65%) and The Netherlands (64%). The actual turnout rates in the last two countries for their referendum on the European Constitution were 70% in France and 63% in The Netherlands.

⁷⁶ QC7. We would like to know the likelihood of you voting in a referendum in (OUR COUNTRY) to ratify the text of the European Constitution. On a scale from 1 to 10, where 1 means that you would be certain of not going to vote and 10 means that you would be certain of going to vote in this referendum, where would you place yourself? The intermediate scores allow you to qualify your attitude.

⁷⁷ Voting is mandatory in Luxembourg.

It is to be noted that at the time of writing this report, four countries had already organised a referendum. The Constitution has thus been adopted by Spain and Luxembourg, while it has been rejected by France and The Netherlands.

2.1.5. The consequences of the European Constitution

The aim of this last part of the chapter devoted to the European Constitution is to assess the expected consequences of the Constitution on the functioning of the European Union and on the European Union as a whole.

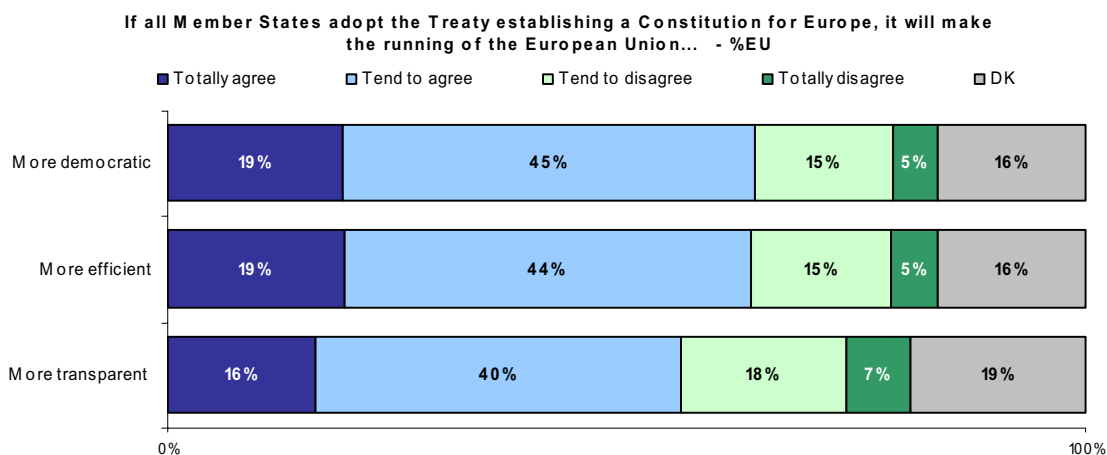
2.1.5.1. On the functioning of the European Union

- Adoption of the Constitution should have positive effects on the functioning of the European Union -

The majority of European Union citizens expect positive effects for the functioning of the European Union if the Constitution is adopted in all Member States. Respondents consider that the adoption of this Treaty will make the way in which the European Union functions more democratic (64%), more efficient (63%) and more transparent (56%)⁷⁸.

However, one out of five persons interviewed consider that the adoption of the Constitution will not lead to any improvements in the functioning of the European Union in terms of democracy (20%) or efficiency (20%), and one out of four do not believe that it will make its functioning more transparent (25%).

Finally, a far from negligible proportion of citizens did not express an opinion on these three statements.



⁷⁸ QC8. For each of the following please tell me whether you totally agree, tend to agree, tend to disagree or totally disagree. If all Member States adopt the Treaty establishing a Constitution for Europe, it will make the running of the European Union ... ?

% Agree

More democratic	More efficient	More transparent
------------------------	-----------------------	-------------------------

EU25	64%	63%	56%
-------------	------------	------------	------------

BE	77%	79%	68%
CZ	53%	56%	50%
DK	58%	58%	37%
DE	64%	59%	53%
EE	61%	64%	53%
EL	67%	69%	58%
ES	70%	69%	62%
FR	57%	58%	43%
IE	57%	53%	45%
IT	77%	78%	75%
CY	76%	77%	74%
LV	58%	60%	46%
LT	73%	71%	67%
LU	59%	65%	51%
HU	75%	69%	67%
MT	64%	65%	54%
NL	65%	63%	51%
AT	50%	55%	46%
PL	65%	66%	66%
PT	67%	67%	64%
SI	76%	76%	76%
SK	69%	71%	68%
FI	62%	62%	51%
SE	56%	62%	39%
UK	49%	47%	43%

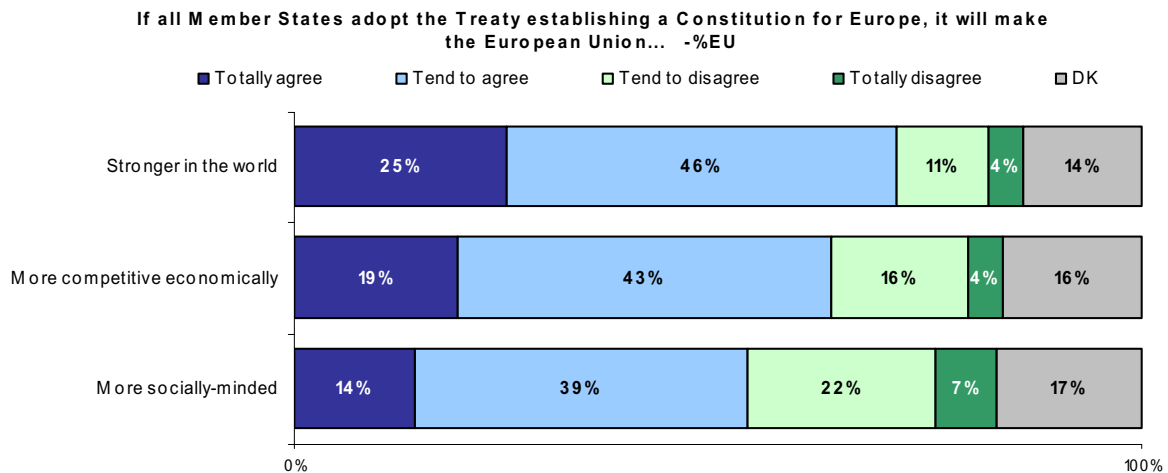
BG	69%	70%	65%
HR	61%	63%	59%
RO	78%	78%	72%
TR	70%	68%	67%
Cy (tcc)	63%	65%	61%

2.1.5.2. On the European Union in general

- The adoption of the Constitution would strengthen the European Union's position in the world -

If all the member States were to adopt the European Constitution, more than seven out of ten citizens believe that the European Union's position in the world would be strengthened (71%), more than six out of ten that it would be more competitive economically (62%) and more than five out of ten believe that it would make Europe more social (53%)⁷⁹.

Although, the Constitution is mainly perceived, from a positive point of view, as likely to strengthen the European Union's position in the world and, to a lesser degree, to improve its economic competitiveness, citizens seem less convinced by the social aspect of the text.



⁷⁹ QC9 For each of the following please tell me whether you totally agree, tend to agree, tend to disagree or totally disagree. If all Member States adopt the Treaty establishing a Constitution for Europe, it will make the European Union ...

<i>% Agree</i>	Stronger in the world	More competitive economically	More socially-minded
EU25	71%	63%	53%
BE	85%	76%	67%
CZ	66%	61%	44%
DK	75%	58%	40%
DE	75%	59%	43%
EE	64%	64%	60%
EL	73%	72%	61%
ES	78%	72%	68%
FR	70%	60%	44%
IE	68%	62%	53%
IT	73%	72%	74%
CY	82%	77%	79%
LV	66%	64%	58%
LT	52%	68%	64%
LU	77%	65%	53%
HU	78%	74%	67%
MT	66%	63%	65%
NL	74%	61%	41%
AT	60%	56%	39%
PL	67%	60%	49%
PT	73%	67%	66%
SI	79%	76%	68%
SK	80%	74%	58%
FI	72%	63%	52%
SE	75%	54%	43%
UK	61%	50%	46%
BG	71%	70%	66%
HR	69%	67%	58%
RO	82%	80%	77%
TR	73%	68%	70%
CY (tcc)	65%	64%	61%

2.2. Further enlargement

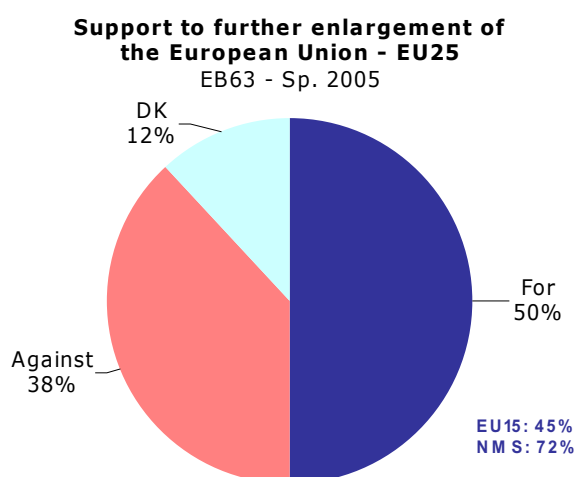
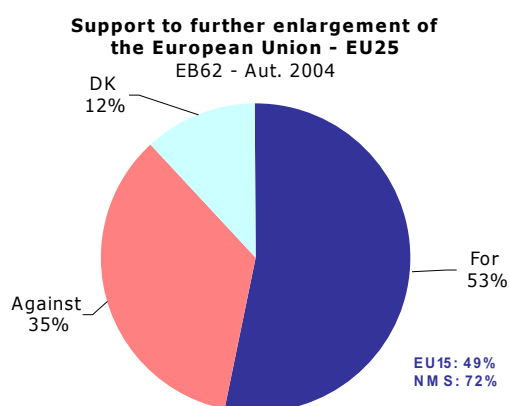
2.2.1. Support for further enlargement

- One out of two citizens is in favour of further enlargement of the European Union -

Half of the respondents in the 25 current Member States are in favour of further enlargement of the European Union in future years (50%)⁸⁰.

That score has fallen by 3 points since last year; at the same time there has been a proportional increase in the level of opposition to the idea of further enlargement (38%).

Support for further enlargement of the European Union is stronger in the ten new Member States. The size of the difference between the results obtained in the fifteen old Member States and the ten new Member States (27 points) highlights the diversity of opinions as regards the geographical evolution of the European Union.



⁸⁰ QA28.4. What is your opinion on each of the following statements? Please tell me for each statement, whether you are for it or against it.
Further enlargement of the European Union to include other countries in future years.

For example, the strong support for further enlargement in Slovenia (79%), Poland (76%) and Slovakia (73%) contrasts with the reluctance, if not opposition to further enlargement in Germany (60%), Luxembourg (60%), Austria (58%) and France (58%).

As regards changes between surveys in the group of countries that are the most critical of this idea, it is to be noted that opposition to further enlargement has increased in particular in France (+7 points) and Luxembourg (+6 points), while in Austria the score is four points lower than in the previous survey.

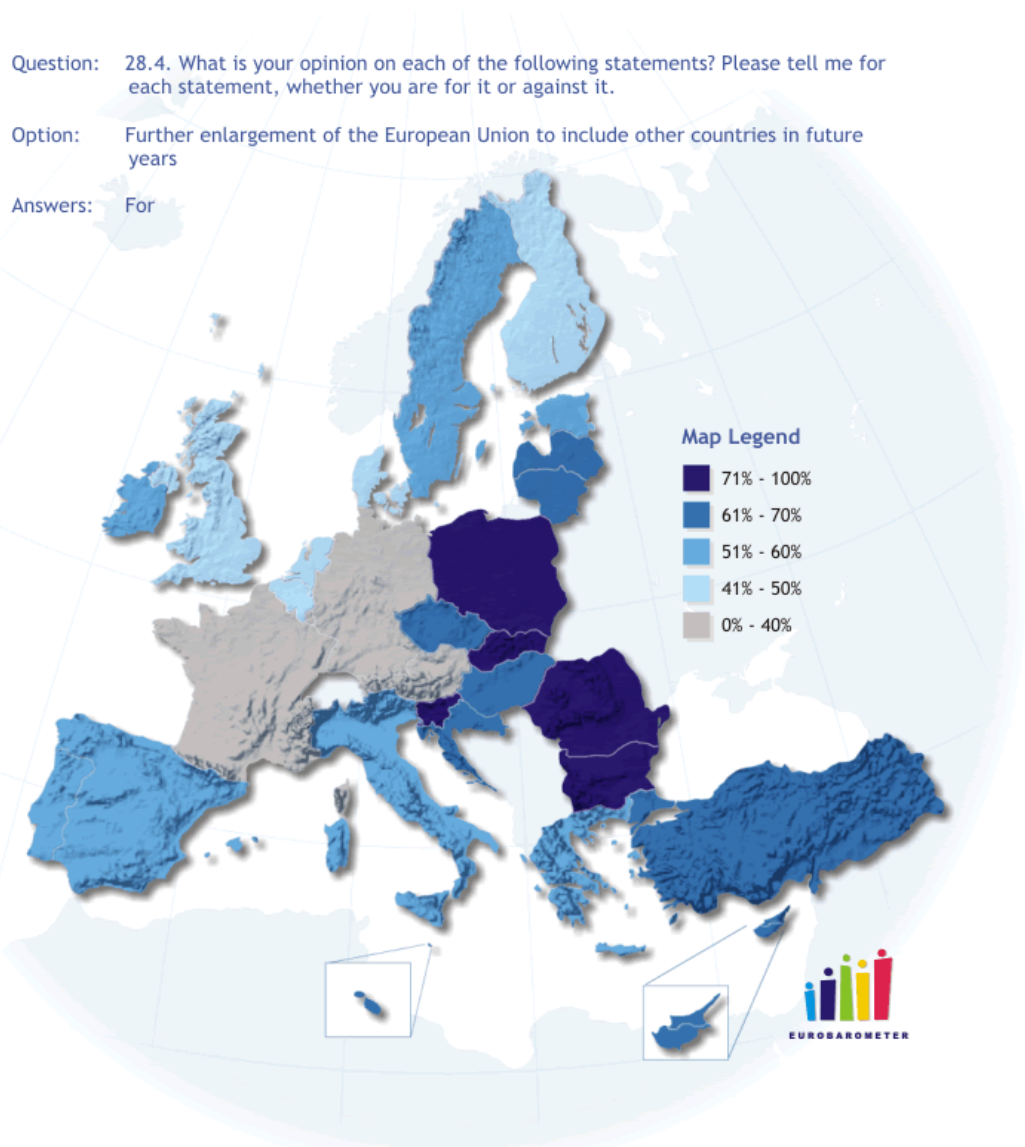
In the countries next in line for accession, namely Rumania and Bulgaria, seven out of ten persons interviewed support further enlargement. The rate of support is similar in Croatia and Turkey.

Country Results	
Slovenia	79%
Poland	76%
Slovakia	73%
Cyprus*	70%
Lithuania	69%
Czech Republic	66%
Hungary	66%
Latvia	64%
Malta	63%
Greece	60%
Italy	59%
Spain	56%
Portugal	56%
Estonia	56%
Ireland	52%
Sweden	51%
European Union (25)	50%
Belgium	50%
Denmark	48%
United Kingdom	48%
The Netherlands	45%
Finland	45%
Germany	33%
Luxembourg	33%
France	32%
Austria	31%
*Northern Part of Cyprus (64%)	
Other Countries	
Bulgaria	71%
Romania	71%
Croatia	67%
Turkey	66%

Question: 28.4. What is your opinion on each of the following statements? Please tell me for each statement, whether you are for it or against it.

Option: Further enlargement of the European Union to include other countries in future years

Answers: For



A socio-demographic analysis of the answers to this question provides the following insight:

- ◆ Women seem to have slightly more difficulty than men in expressing an opinion on the possibility of further enlargement;
- ◆ The younger the respondents, the more they support further enlargement of the European Union to include other countries (61% of the 15-24 age group, versus 40% of the 55 and over age group);
- ◆ Citizens who place themselves on the left of the political scale are more in favour of further enlargement than those who have more right-wing leanings;
- ◆ Support for further enlargement of the European Union is stronger among respondents living in large urban centres than among people living in rural areas (55% versus 46%);
- ◆ Finally, citizens who consider that they know a lot about European affairs are more in favour of further enlargement than citizens who know little about European affairs. The level of “don’t know” replies among the latter group was 21%.

	For	Against	DK
EU25	50%	38%	12%
Sex			
Male	51%	39%	10%
Female	49%	37%	15%
Age			
15-24	61%	29%	11%
25-39	55%	34%	10%
40-54	50%	39%	11%
55 +	40%	44%	16%
Left-Right scale			
(1-4) Left	54%	35%	10%
(5-6) Centre	48%	41%	11%
(7-10) Right	48%	43%	9%
Subjective urbanisation			
Rural village	46%	41%	13%
Small/ mid size town	50%	38%	12%
Large town	55%	34%	12%
EU Knowledge			
1 - 3	43%	37%	21%
4 - 7	54%	38%	8%
8 - 10	54%	40%	6%

2.2.2. What type of enlargement?

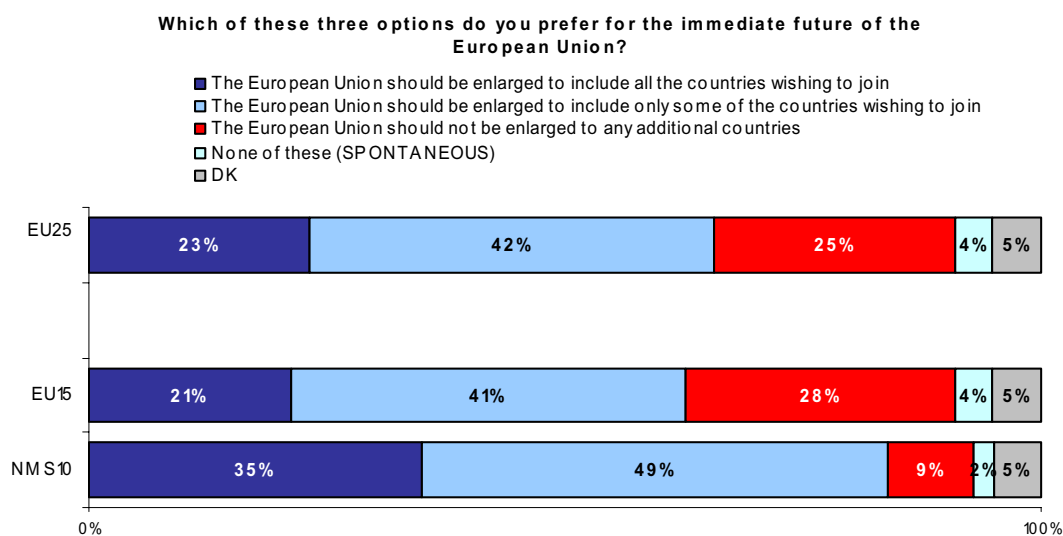
We shall now examine what type of enlargement citizens would prefer for the European Union's immediate future⁸¹.

- The European Union should integrate new Member States on a selective basis-

In the European Union, 42% of citizens are in favour of further enlargement, mainly on a selective basis, by integrating only some countries that want to join. Almost a quarter of citizens are in favour of an unconditional enlargement (23%).

The proportion of citizens in the ten new Member States in favour of a further enlargement is higher than in the fifteen old Member States, not only as regards the inclusion of all countries wanting to join (35%, differential of +14 points with the fifteen old Member States) but also as regards the inclusion of only some of the countries wanting to join (49%, +8 points).

Although for the European Union as a whole, a quarter of the persons interviewed consider that the European Union should not be enlarged any further (25%), that opposition is to be found mainly in the old Member States (28% versus 9% in the new Member States).



This question was asked in the Eurobarometer carried out at the beginning of 2003. Two years ago, 24% of citizens in the fifteen Member States considered that the European Union should be enlarged to include all countries wishing to join, 40% only to some of those countries and 21% were opposed to any kind of enlargement. From a comparison of the current results for the fifteen old Member states, it is clear that opposition has increased (+7 points). That corresponds mainly to a fall in the level of "don't know" replies (-7 points), which shows that a larger number of citizens has now made up their mind.

⁸¹ QB1. Which of these three options do you prefer for the immediate future of the European Union ?

In May-June 2005, it is the Rumanians that are the strongest supporters of further enlargement of the European Union to include all countries wanting to join (62%). They are followed by citizens in Malta (51%), Croatia (50%) and Poland (41%).

Respondents in Greece (70%), Cyprus (62%) and The Netherlands (60%) consider that further enlargement of the European Union should include only some of the countries wanting to join.

On the other hand, opposition to any kind of enlargement is most notable in Austria (44%), France (43%), Luxembourg (39%) and Belgium (37%).

Finally, the high level of "don't know" replies in Bulgaria (20%) and Spain (19%) is noteworthy.

	The European Union should be enlarged to include all the countries wishing to join	The European Union should be enlarged to include only some of the countries wishing to join	The European Union should not be enlarged to any additional countries	None of these (SPONTANEOUS)	DK
EU25	23%	42%	25%	4%	5%
BE	17%	44%	37%	2%	0%
CZ	32%	48%	13%	3%	4%
DK	11%	55%	29%	2%	2%
DE	11%	44%	40%	3%	1%
EE	23%	52%	16%	2%	7%
EL	18%	70%	8%	0%	3%
ES	34%	33%	12%	4%	19%
FR	10%	40%	43%	4%	2%
IE	29%	39%	13%	2%	16%
IT	31%	41%	15%	4%	9%
CY	22%	62%	10%	2%	4%
LV	30%	44%	16%	3%	7%
LT	27%	52%	8%	2%	11%
LU	14%	42%	39%	3%	2%
HU	19%	59%	14%	1%	7%
MT	51%	20%	13%	4%	13%
NL	15%	60%	23%	1%	1%
AT	10%	40%	44%	4%	3%
PL	41%	45%	6%	2%	5%
PT	27%	45%	13%	2%	13%
SI	38%	43%	12%	3%	3%
SK	30%	55%	7%	4%	4%
FI	18%	48%	31%	1%	1%
SE	35%	34%	27%	2%	3%
UK	26%	34%	28%	9%	2%
BG	41%	34%	3%	1%	20%
HR	50%	34%	6%	3%	6%
RO	62%	21%	2%	2%	14%
TR	49%	33%	7%	1%	11%
CY (tcc)	41%	41%	8%	7%	3%

2.2.3. The choice of future Member States

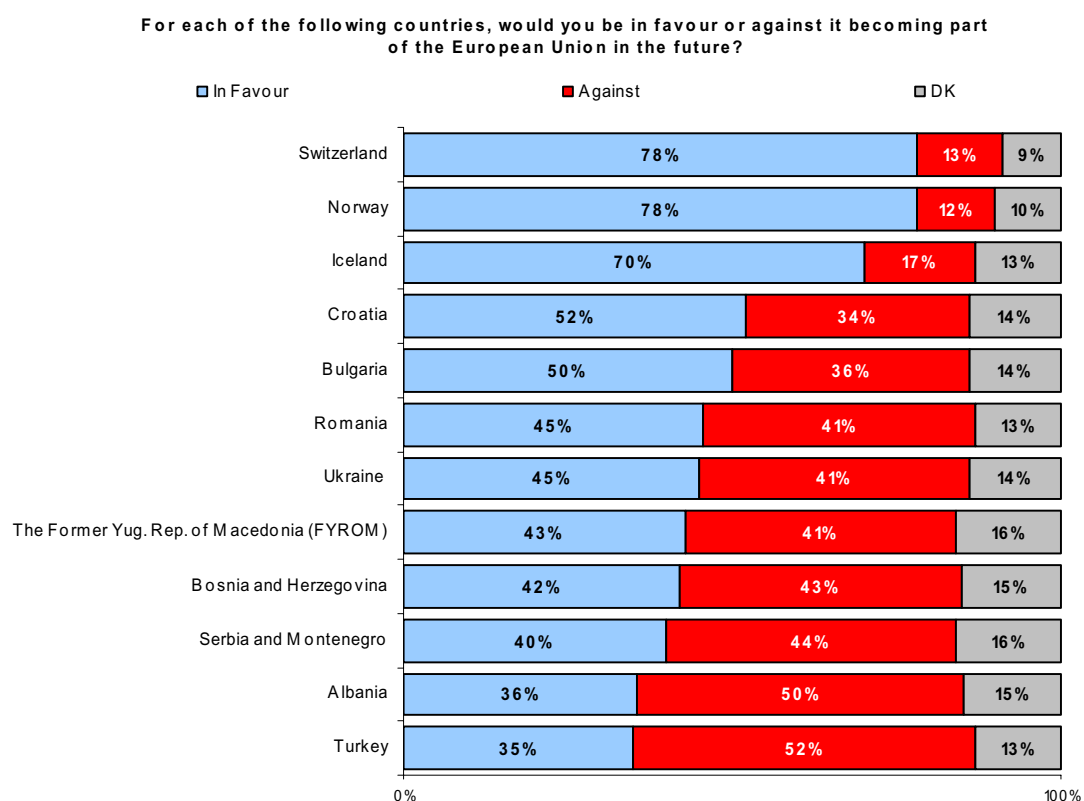
- Switzerland and Norway top the list -

When analysed in detail, support for further enlargement reveals strong support for the accession of three member countries of the European Free Trade Association (EFTA): Iceland (70%) and in particular Norway (78%) and Switzerland (78%)⁸².

Moreover, one out of two European Union citizens is in favour of Croatia (52%) and Bulgaria (50%) joining.

However, opinions are more divided as concerns the second accession country, Rumania. Although 45% of the persons interviewed support its membership, 41% are against the idea. That situation is the same in the case of Ukraine.

Finally, a clear majority of citizens are opposed to membership being granted to Turkey or Albania: 52% and 50% respectively of citizens are opposed to their accession.



⁸² QB2. For each of the following countries, would you be in favour or against it becoming part of the European Union in the future?

Once again, it is noteworthy that citizens in the new Member States have a more open and approving attitude than respondents in the fifteen old Member States.

There is far more support in the new European Union Member States than in the old Member States for enlarging the European Union to include Ukraine (differential of +25 points), Croatia (+24), Bulgaria (+24), the former Yugoslav Republic of Macedonia (+17), Bosnia-Herzegovina (+17), Serbia-Montenegro (+16), Turkey (+16), Rumania (+15) and Albania (+14).

% For	EB63 Sp.2005		EB58 Aut.2002
	EU15	NMS10	EU15
Switzerland	76%	87%	75%
Norway	77%	85%	75%
Iceland	69%	76%	61%
Croatia	48%	72%	35%
Bulgaria	46%	70%	39%
Romania	43%	58%	35%
Ukraine	41%	66%	/
The Former Yug. Rep. of Macedonia (FYROM)	40%	57%	30%
Bosnia and Herzegovina	39%	56%	31%
Serbia and Montenegro	38%	54%	/
Albania	33%	47%	27%
Turkey	32%	48%	32%

As regards changes since the last Eurobarometer survey when this question was asked (end 2002), the order of preferences on the basis of the average for the fifteen Member States is identical as regards the first three countries which citizens would like to see join the European Union (Switzerland, Norway and Iceland).

Moreover, except for Turkey, for which support is at the same level (32%), citizens in the fifteen old Member States now seem in general to be more in favour of an enlargement to include those different countries than they were two and a half years ago. That is in particular the case as regards the accession of Bulgaria (supported by 46% of citizens of the fifteen old Member States, +7 points since 2002) and Rumania (43%, +8 points).

2.2.4. The question of Turkey

In order to complete this chapter devoted to the further enlargement of the European Union, we shall analyse briefly the opinions of European Union citizens regarding Turkey, using a series of nine statements with which respondents were asked to indicate whether or not they agreed⁸³.

- Turkish accession should be subject to certain conditions -

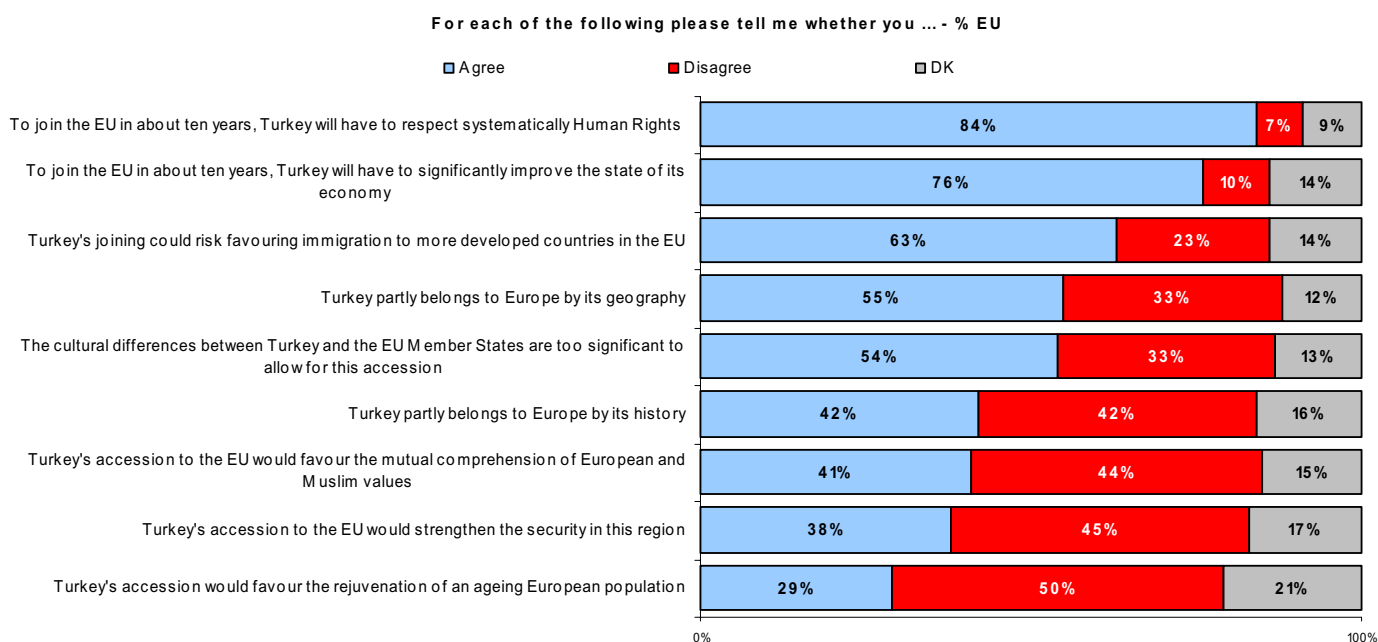
According to European Union citizens, Turkish membership of the Europe Union in ten or so years' time, must absolutely be subject to two conditions: the systematic respect for human rights (84%) and a significant improvement in its economic level (76%).

More than six out of ten persons interviewed fear that Turkish membership would encourage immigration to the most developed countries in the European Union (63%).

Some 55% of respondents consider that Turkey partly belongs to Europe by its geographical position, while 42% of respondents consider that Turkey partly belongs to Europe by its history.

According to 54% of the persons interviewed in the European Union, the cultural differences between Turkey and the Member States are too important to allow its accession. However, 41% of respondents consider that Turkish membership would favour the mutual comprehension of European and Muslim values, while 44% think the opposite.

Finally, 45% of European Union citizens do not think that Turkish membership would strengthen security in the region, while 38% agree with that proposal. One out of two respondents is also sceptical about the beneficial effects of Turkish membership in terms of decreasing the average age of the European population (50%).



⁸³ QB3. For each of the following please tell me whether you totally agree, tend to agree, tend to disagree or totally disagree.

The highest number of respondents who consider that, in order to join the European Union, Turkey must systematically respect human rights (97%) and improve significantly its economic level (91%) are to be found in Finland. In Turkey itself, 71% and 75% respectively of the population share that view.

The view that Turkish membership of the European Union would favour the mutual comprehension of European and Muslim values is the most widespread in Sweden (60%), Poland (57%) and Hungary (53%). Greeks (28%) and Austrians (24%) are far more sceptical on this point.

The opinion of the persons interviewed in Turkey differ considerably from the European average as regards the benefits that Turkey's membership of the European Union could have in terms of decreasing the average age of the European population (differential of +45 points), strengthening security in the region (+27), as well as regards the mutual comprehension of values (+18).

% Agree	To join the EU in about ten years, Turkey will have to respect systematically Human Rights	To join the EU in about ten years, Turkey will have to significantly improve the state of its economy	Turkey's joining could risk favouring immigration to more developed countries in the EU	Turkey partly belongs to Europe by its geography	The cultural differences between Turkey and the EU Member States are too significant to allow for this accession	Turkey partly belongs to Europe by its history	Turkey's accession to the EU would favour the mutual comprehension of European and Muslim values	Turkey's accession to the EU would strengthen the security in this region	Turkey's accession would favour the rejuvenation of an ageing European population
EU25	84%	76%	63%	55%	54%	42%	41%	38%	29%
BE	95%	88%	70%	60%	59%	39%	40%	33%	28%
CZ	88%	78%	69%	67%	55%	42%	38%	37%	25%
DK	96%	86%	75%	53%	61%	30%	40%	45%	33%
DE	87%	81%	71%	51%	66%	35%	34%	28%	31%
EE	82%	77%	76%	54%	63%	43%	31%	39%	25%
EL	95%	90%	77%	46%	67%	19%	28%	39%	24%
ES	72%	65%	58%	48%	44%	40%	43%	39%	33%
FR	88%	77%	68%	44%	63%	31%	34%	32%	26%
IE	75%	66%	52%	60%	41%	48%	37%	34%	25%
IT	76%	73%	57%	54%	56%	45%	40%	44%	28%
CY	68%	75%	82%	26%	71%	5%	26%	29%	23%
LV	70%	68%	64%	54%	51%	34%	30%	36%	23%
LT	67%	64%	47%	54%	42%	39%	39%	38%	18%
LU	88%	76%	44%	58%	64%	39%	37%	26%	27%
HU	87%	80%	67%	73%	48%	75%	53%	43%	24%
MT	75%	71%	58%	57%	50%	45%	33%	33%	22%
NL	96%	86%	59%	61%	49%	32%	47%	40%	27%
AT	86%	83%	78%	47%	73%	36%	24%	20%	21%
PL	86%	80%	63%	74%	43%	68%	57%	50%	33%
PT	69%	62%	55%	57%	47%	39%	45%	43%	33%
SI	91%	90%	67%	63%	51%	51%	46%	42%	34%
SK	84%	76%	68%	68%	55%	58%	40%	36%	24%
FI	97%	91%	79%	70%	60%	56%	46%	36%	28%
SE	96%	76%	57%	82%	44%	63%	60%	63%	28%
UK	83%	66%	52%	53%	41%	43%	45%	40%	32%
BG	81%	71%	59%	77%	43%	53%	48%	44%	27%
HR	78%	75%	63%	65%	45%	58%	43%	41%	32%
RO	64%	62%	39%	65%	31%	60%	56%	56%	23%
TR	71%	75%	65%	63%	57%	58%	59%	65%	74%
CY (tcc)	80%	81%	70%	72%	74%	63%	73%	75%	80%

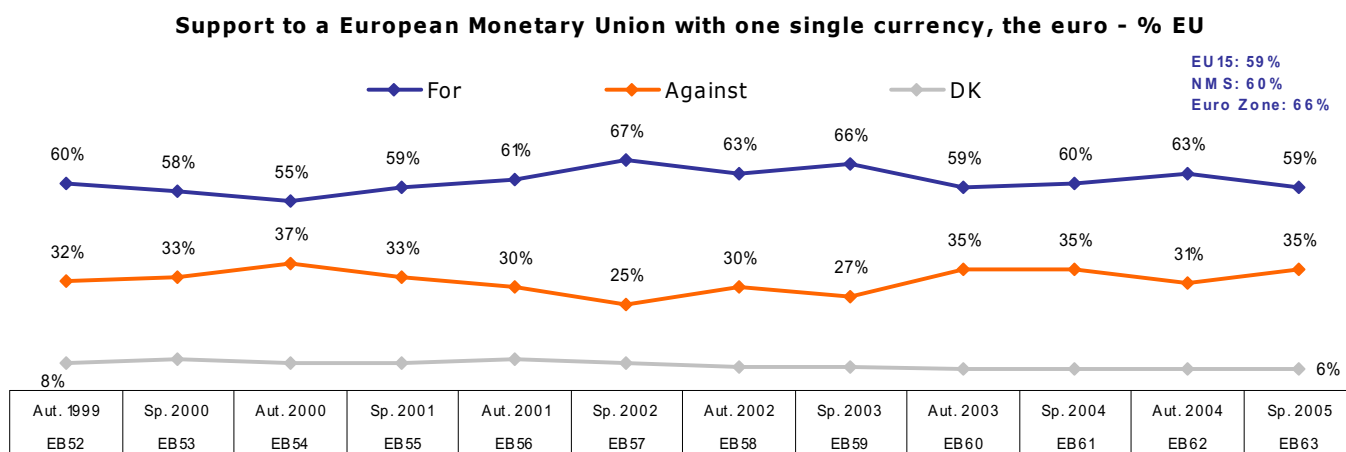
2.3. The single currency

- The European population supports the single currency -

Three and a half years ago the euro was introduced in twelve European Union Member States⁸⁴. In spring 2005, 59% of the persons interviewed declared that they are in favour of European monetary union with a single currency: the euro⁸⁵.

That percentage has fallen 4 points in six months and is now at a level comparable to that recorded in autumn 2003.

The 4 point fall in support for monetary union at European level is apparent both in the euro zone countries and in the 10 new Member States.



From a socio-demographic point of view, the main supporters of the euro are:

- ◆ Men;
- ◆ Citizens aged under 55;
- ◆ Citizens having a higher level of education;
- ◆ Citizens who place themselves on the left of the political spectrum;
- ◆ "Leaders of opinion";
- ◆ Citizens who are well-informed about the European Union.

⁸⁴ Interested readers may also wish to consult the other Eurobarometer studies devoted to the euro on: http://europa.eu.int/comm/public_opinion/euro_en.htm

⁸⁵ QA28.1. What is your opinion on each of the following statements? Please tell me for each statement, whether you are for it or against it.

A European Monetary Union with one single currency, the euro

The strongest support for the idea of European monetary union with a single currency is to be found chiefly in Luxembourg, Ireland, Belgium, but also in Slovenia, which is not part of the euro zone.

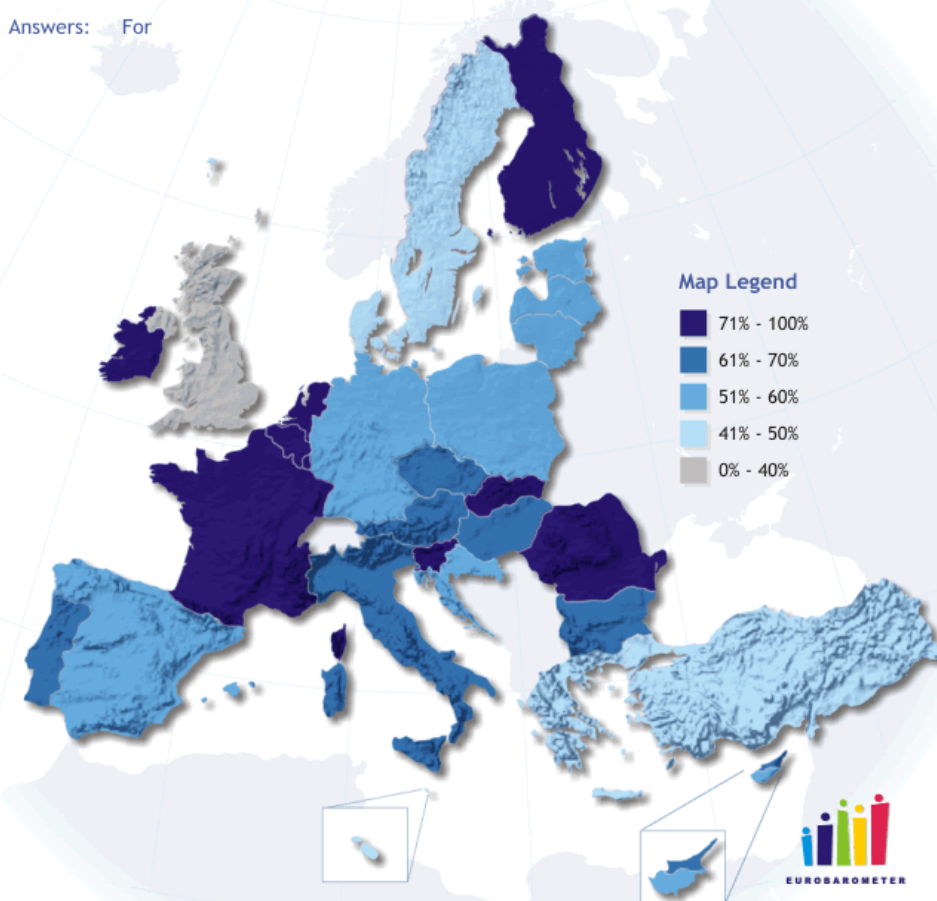
The three European countries from the fifteen old Member States which are not part of the euro zone are still the most critical of the single currency; 45% of the persons interviewed in Denmark, 48% in Sweden and as many as 64% in the United Kingdom are against the idea.

Country Results	
 Luxembourg	87%
 Ireland	86%
 Belgium	84%
 Slovenia	83%
 Finland	77%
 France	76%
 Slovakia	72%
 The Netherlands	71%
 Italy	67%
 Austria	65%
 Portugal	65%
 Hungary	64%
 Czech Republic	63%
 Lithuania	60%
 European Union (25)	59%
 Germany	59%
 Estonia	59%
 Spain	58%
 Latvia	57%
 Poland	56%
 Cyprus*	53%
 Denmark	50%
 Malta	50%
 Greece	49%
 Sweden	48%
 United Kingdom	28%
*Northern Part of Cyprus (61%)	
Other Countries	
 Romania	74%
 Bulgaria	63%
 Croatia	59%
 Turkey	46%

Question: 28.1. What is your opinion on each of the following statements? Please tell me for each statement, whether you are for it or against it.

Option: A European Monetary Union with one single currency, the euro

Answers: For

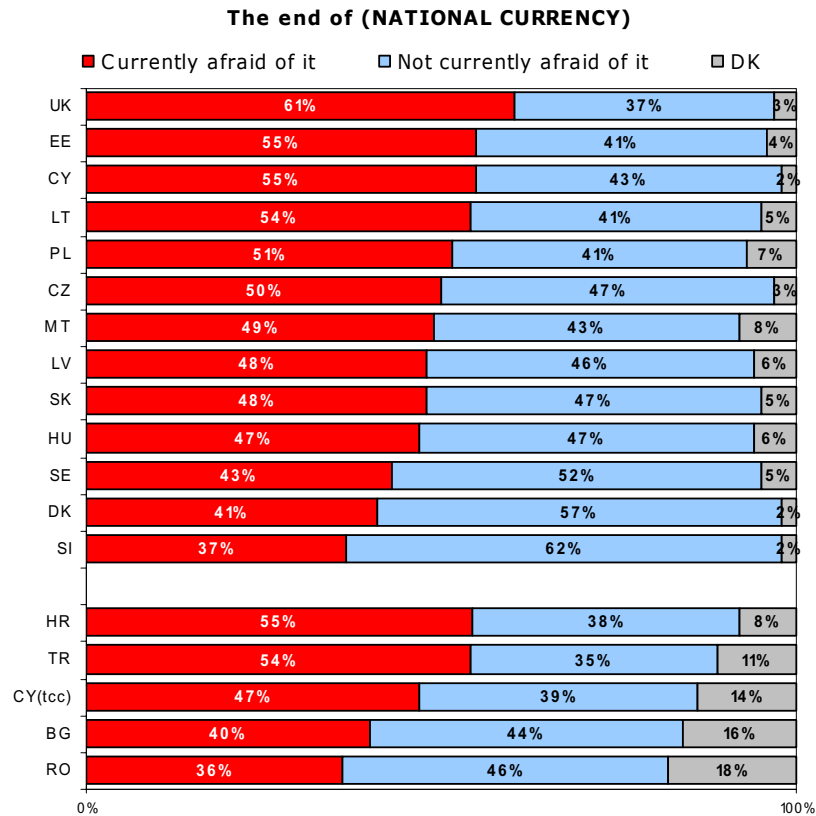


In the countries located outside the euro zone, we asked citizens about their possible fears, in the framework of the building of Europe, of the disappearance of their national currency⁸⁶.

A large majority of citizens in the United Kingdom fear at the present time the disappearance of the pound sterling (61%).

The disappearance of the national currency also worries more than half of the population in Estonia (55%), Cyprus (55%), Croatia (55%), Lithuania (54%), Turkey (54%) and Poland (51%). It is interesting to note that in those countries, a majority of citizens nevertheless support the single currency. Therefore, it would appear to be more a question of concern provoked by the change of currency than real opposition to the euro.

Finally, in Slovenia, 62% of respondents do not seem to apprehend the disappearance of their national currency. In addition, in that country, 83% of respondents support the European single currency. Citizens in Slovenia are also the strongest supporters of the euro in the Member States which are not as yet members of the euro zone.



⁸⁶ QA16. Some people may have fears about the building of Europe, the European Union. Here is a list of things which some people say they are afraid of. For each one, please tell me if you, personally, are currently afraid of it, or not ?

CONCLUSION

This new Eurobarometer survey shows a slight fall in several indicators in comparison to the survey carried out last autumn. Although European citizens are less enthusiastic as regards Europe's future, they nevertheless display a certain optimism as regards their personal situation. It must be borne in mind that a large part of this Eurobarometer was carried out before the results of the French and Dutch referenda on the European Constitution were known.

- ◆ One year after the enlargement to include ten new countries, support for membership of the European Union has fallen slightly by 2 points (to 54%), even if the perception of the advantages to be gained from membership has increased slightly (55%, +2 points).
- ◆ These results have to be seen in a difficult economic and social context, which is perceived as such by respondents. For European citizens, the fight against unemployment, as well as the fight against poverty and social exclusion (often a corollary of the first) are the main priorities. We have noted that these expectations have increased over the various Eurobarometer surveys.
- ◆ To improve the European Union's economic performance, the vast majority of citizens are counting on a knowledge-based economy, while calling for more important investments in education, vocational training and scientific research, which they see as the key levers for improving Europe's competitiveness in an increasingly global economy.
- ◆ Despite that, citizens acknowledge Europe's strengths in certain areas: European citizens consider, when comparing the European Union with the United States, that it is ahead in terms of protection of the environment, educational policy, the combat against all forms of inequalities and discrimination, as well as in the fight against unemployment. Nevertheless the European Union is perceived as lagging behind as regards scientific research, innovation and company start-ups among others.

- ◆ The image of the European Union has deteriorated (-3 points). This result is backed up by a fall in the level of trust in the European Commission and European Parliament notably (-4 points for the former and -5 for the latter). It is to be noted that 53% of the persons interviewed consider that their voice does not count in the European Union.
- ◆ Despite a significant fall in the level of support, the idea of the European Union adopting a Constitution is still supported by a majority of European citizens (61%, -7 points). In other words, the actual principle of a Constitution is not called into question.
- ◆ At the same time, almost three out of five persons interviewed are in favour of the development towards a European political union. Citizens continue to support very strongly the principle of a common foreign policy (67%) and a common defence and security policy (77%).
- ◆ Almost one out of two citizens wants the European Union to play a more important role in the future (49%, -2 points compared with last autumn) compared with only 14% who take the opposite view. Nevertheless, a majority of respondents considers that the European Union's current budget is sufficient to meet the coming challenges.
- ◆ One out of two respondents is in favour of further enlargement of the European Union (-3 points), although a majority of respondents would prefer a selective approach to the countries wanting to join the European Union. Turkey's possible membership in particular gives rise to certain reservations in some countries.
- ◆ The level of information about the European Union has improved in general. The debates on the European Constitution have undoubtedly made a positive contribution to enhancing the knowledge of European citizens about the European Union. However, there is still considerable ignorance about the way in which the European Union budget is allocated, since less than one out of five persons know that agriculture absorbs the largest share of the European Union's expenditure.

ANNEXES

TECHNICAL NOTE

EUROBAROMETER

« STANDARD » 63

TECHNICAL SPECIFICATIONS

Between the 9th of May and the 14th of June 2005, TNS Opinion & Social, a consortium created between Taylor Nelson Sofres and EOS Gallup Europe, carried out wave 63.4 of the EUROBAROMETER, on request of the EUROPEAN COMMISSION, Directorate-General Press and Communication, Opinion Polls.

The EUROBAROMETER is part of wave 63.4 and cover the population of the respective nationalities of the European Union Member States, resident in each of the Member States and aged 15 years and over. The EUROBAROMETER 63.4 has also been conducted in the four candidate countries (Bulgaria, Croatia, Romania and Turkey) and in the north part of Cyprus. In these countries, the survey covers the national population of citizens of the respective nationalities and the population of citizens of all the European Union Member States that are residents in those countries and have a sufficient command of one of the respective national language(s) to answer the questionnaire. The basic sample design applied in all states is a multi-stage, random (probability) one. In each country, a number of sampling points was drawn with probability proportional to population size (for a total coverage of the country) and to population density.

In order to do so, the sampling points were drawn systematically from each of the "administrative regional units", after stratification by individual unit and type of area. They thus represent the whole territory of the countries surveyed according to the EUROSTAT NUTS II (or equivalent) and according to the distribution of the resident population of the respective nationalities in terms of metropolitan, urban and rural areas. In each of the selected sampling points, a starting address was drawn, at random. Further addresses (every Nth address) were selected by standard "random route" procedures, from the initial address. In each household, the respondent was drawn, at random (following the "closest birthday rule"). All interviews were conducted face-to-face in people's homes and in the appropriate national language. As far as the data capture is concerned, CAPI (*Computer Assisted Personal Interview*) was used in those countries where this technique was available.

ABREVIATIONS	COUNTRIES	INSTITUTES	N° INTERVIEWS	FIELDWORK DATES		POPULATION 15+
BE	Belgium	TNS Dimarso	1.000	10/05/2005	13/06/2005	8.598.982
CZ	Czech Rep.	TNS Aisa	1.083	18/05/2005	07/06/2005	8.571.710
DK	Denmark	TNS Gallup DK	1.051	20/05/2005	14/06/2005	4.380.063
DE	Germany	TNS Infratest	1.520	14/05/2005	06/06/2005	64.174.295
EE	Estonia	Emor	1.001	12/05/2005	07/06/2005	887.094
EL	Greece	TNS ICAP	1.000	16/05/2005	06/06/2005	8.674.230
ES	Spain	TNS Demoscopia	1.024	12/05/2005	07/06/2005	35.882.820
FR	France	TNS Sofres	1.012	14/05/2005	08/06/2005	44.010.619
IE	Ireland	TNS MRBI	1.006	09/05/2005	10/06/2005	3.089.775
IT	Italy	TNS Abacus	1.004	13/05/2005	11/06/2005	49.208.000
CY	Rep. of Cyprus	Synovate	505	10/05/2005	07/06/2005	552.213
LV	Latvia	TNS Latvia	1.015	13/05/2005	08/06/2005	1.394.351
LT	Lithuania	TNS Gallup Lithuania	1.003	12/05/2005	06/06/2005	2.803.661
LU	Luxembourg	TNS ILReS	504	10/05/2005	04/06/2005	367.199
HU	Hungary	TNS Hungary	1.014	16/05/2005	02/06/2005	8.503.379
MT	Malta	MISCO	500	12/05/2005	06/06/2005	322.917
NL	Netherlands	TNS NIPO	1.006	12/05/2005	07/06/2005	13.242.328
AT	Austria	Österreichisches Gallup-Institute	1.000	12/05/2005	07/06/2005	6.679.444
PL	Poland	TNS OBOP	1.000	14/05/2005	07/06/2005	31.610.437
PT	Portugal	TNS EUROTESTE	1.005	12/05/2005	05/06/2005	8.080.915
SI	Slovenia	RM PLUS	1.045	13/05/2005	10/06/2005	1.663.869
SK	Slovakia	TNS AISA SK	1.108	18/05/2005	05/06/2005	4.316.438
FI	Finland	TNS Gallup Oy	1.024	12/05/2005	12/06/2005	4.279.286
SE	Sweden	TNS GALLUP	1.024	12/05/2005	02/06/2005	7.376.680
UK	United Kingdom	TNS UK	1.347	11/05/2005	12/06/2005	47.685.578
BG	Bulgaria	TNS BBSS	1.018	17/05/2005	31/05/2005	6.695.512
HR	Croatia	Puls	1.000	10/05/2005	03/06/2005	3.682.826
RO	Romania	TNS CSOP	1.004	23/05/2005	03/06/2005	18.145.036
TR	Turkey	TNS PIAR	1.005	12/05/2005	05/06/2005	47.583.830
NC	North part of Cyprus	KADEM	500	13/05/2005	31/05/2005	157.101
TOTAL			29.328	09/05/2005	14/06/2005	442.620.588

For each country a comparison between the sample and the universe was carried out. The Universe description was derived from Eurostat population data or from national statistics offices. For all countries surveyed, a national weighting procedure, using marginal and intercellular weighting, was carried out based on this Universe description. In all countries, gender, age, region and size of locality were introduced in the iteration procedure. For international weighting (i.e. EU averages), TNS Opinion & Social applies the official population figures as provided by EUROSTAT or national statistic offices. The total population figures for input in this post-weighting procedure are listed above.

Readers are reminded that survey results are estimations, the accuracy of which, everything being equal, rests upon the sample size and upon the observed percentage. With samples of about 1,000 interviews, the real percentages vary within the following confidence limits:

Observed percentages	10% or 90%	20% or 80%	30% or 70%	40% or 60%	50%
Confidence limits	± 1.9 points	± 2.5 points	± 2.7 points	± 3.0 points	± 3.1 points

QUESTIONNAIRE

A your survey number
(101-105)

--	--	--	--	--

EB63.3 A

B country code
(106-107)

--	--

EB63.3 B

C our survey number
(108-110)

--	--	--

EB63.3 C

D Interview number
(111-116)

--	--	--	--	--

EB63.3 D

ASK ITEM 26 ONLY IN BULGARIA

ASK ITEM 27 ONLY IN ROMENIA

ASK ITEM 28 ONLY IN TURKEY

ASK ITEM 29 ONLY IN CROATIA

ASK ITEM 30 ONLY IN CYPRUS (NORTH)

C1 What is your nationality? Please tell me the country(ies) that applies(y).

(MULTIPLE ANSWERS POSSIBLE)

(117-148)	
Belgium	1,
Denmark	2,
Germany	3,
Greece	4,
Spain	5,
France	6,
Ireland	7,
Italy	8,
Luxembourg	9,
Netherlands	10,
Portugal	11,
United Kingdom (Great Britain, Northern Ireland)	12,
Austria	13,

A votre numéro d'étude
(101-105)

--	--	--	--	--

EB63.3 A

B code pays
(106-107)

--	--

EB63.3 B

C notre numéro d'étude
(108-110)

--	--	--

EB63.3 C

D numéro de l'interview
(111-116)

--	--	--	--	--

EB63.3 D

POSER ITEM 26 UNIQUEMENT EN BULGARIE

POSER ITEM 27 UNIQUEMENT EN ROUMANIE

POSER ITEM 28 UNIQUEMENT EN TURQUIE

POSER ITEM 29 UNIQUEMENT EN CROATIE

POSER ITEM 30 UNIQUEMENT A CHYPRE (NORD)

C1 Quelle est votre nationalité ? Veuillez indiquer le(s) pays qui s'applique(nt).

(PLUSIEURS REPONSES POSSIBLES)

(117-148)	
Belgique	1,
Danemark	2,
Allemagne	3,
Grèce	4,
Espagne	5,
France	6,
Irlande	7,
Italie	8,
Luxembourg	9,
Pays-Bas	10,
Portugal	11,
Royaume-Uni (Grande Bretagne, Irlande du Nord)	12,
Autriche	13,

Sweden	14,
Finland	15,
Republic of Cyprus	16,
Czech Republic	17,
Estonia	18,
Hungary	19,
Latvia	20,
Lithuania	21,
Malta	22,
Poland	23,
Slovakia	24,
Slovenia	25,
Bulgaria	26,
Romania	27,
Turkey	28,
Croatia	29,
Territory of Cyprus North	30,
Other countries	31,
DK	32,

EB63.3 Q1 TREND MODIFIED

IF OTHER or DK THEN CLOSE INTERVIEW

QA1 When you get together with friends, would you say you discuss political matters frequently, occasionally, or never?

Frequently	(149)
Occasionally	1
Never	2
DK	3
	4

EB62.0 Q2

QA2 When you hold a strong opinion, do you ever find yourself persuading your friends, relatives or fellow workers to share your views? Does this happen...?

(READ OUT)

Often	(150)
From time to time	1
Rarely	2
Never	3
DK	4
	5

EB62.0 Q3

QA3 On the whole, are you very satisfied, fairly satisfied, not very satisfied or not at all satisfied with the life you lead?

(READ OUT)

Suède	14,
Finlande	15,
République de Chypre	16,
République tchèque	17,
Estonie	18,
Hongrie	19,
Lettonie	20,
Lituanie	21,
Malte	22,
Pologne	23,
Slovaquie	24,
Slovénie	25,
Bulgarie	26,
Roumanie	27,
Turquie	28,
Croatie	29,
Territoire de Chypre Nord	30,
Autre pays	31,
NSP	32,

EB63.3 Q1 TREND MODIFIED

SI AUTRE ou NSP ALORS FIN D'INTERVIEW

QA1 Quand vous êtes entre amis, diriez-vous qu'il vous arrive souvent, de temps en temps ou jamais de discuter politique ?

Souvent	(149)
De temps en temps	1
Jamais	2
NSP	3
	4

EB62.0 Q2

QA2 Quand vous avez une opinion à laquelle vous tenez beaucoup, vous arrive-t-il de convaincre vos amis, vos collègues, vos relations d'adopter cette opinion ? Cela vous arrive-t-il ... ?

(LIRE)

Souvent	(150)
De temps en temps	1
Rarement	2
Jamais	3
NSP	4
	5

EB62.0 Q3

QA3 D'une façon générale, êtes-vous très satisfait(e), plutôt satisfait(e), plutôt pas satisfait(e) ou pas du tout satisfait(e) de la vie que vous menez ?

(LIRE)

(151)

Very satisfied	1
Fairly satisfied	2
Not very satisfied	3
Not at all satisfied	4
DK	5

EB62.0 Q4

QA4 What are your expectations for the next twelve months: will the next twelve months be better, worse or the same, when it comes to...?

(READ OUT)	Better	Worse	Same	DK
------------	--------	-------	------	----

(152)

1 Your life in general	1	2	3	4
2 The economic situation in (OUR COUNTRY)	1	2	3	4
3 The financial situation of your household	1	2	3	4
4 The employment situation in (OUR COUNTRY)	1	2	3	4
5 Your personal job situation	1	2	3	4

(153)

1 Your life in general	1	2	3	4
2 La situation économique en (NOTRE PAYS)	1	2	3	4
3 La situation financière de votre ménage	1	2	3	4
4 La situation de l'emploi en (NOTRE PAYS)	1	2	3	4
5 Votre situation professionnelle	1	2	3	4

(154)

1 Your life in general	1	2	3	4
2 La situation économique en (NOTRE PAYS)	1	2	3	4
3 La situation financière de votre ménage	1	2	3	4
4 La situation de l'emploi en (NOTRE PAYS)	1	2	3	4
5 Votre situation professionnelle	1	2	3	4

(155)

1 Your life in general	1	2	3	4
2 La situation économique en (NOTRE PAYS)	1	2	3	4
3 La situation financière de votre ménage	1	2	3	4
4 La situation de l'emploi en (NOTRE PAYS)	1	2	3	4
5 Votre situation professionnelle	1	2	3	4

(156)

EB62.0 Q5

QA5 If you compare your present situation with five years ago, would you say it has improved, stayed about the same, or got worse?

(157)

Improved	1
Stayed about the same	2
Got worse	3
DK	4

EB62.0 Q6

QA6 In the course of the next five years, do you expect your personal situation to improve, to stay about the same or to get worse?

(158)

Improve	1
Stay about the same	2
Get worse	3
DK	4

EB62.0 Q7

QA7 I would like to ask you a question about how much trust you have in certain institutions. For each of the following institutions, please tell me if you tend to trust it or tend not to trust it.

(151)

Très satisfait(e)	1
Plutôt satisfait(e)	2
Plutôt pas satisfait(e)	3
Pas du tout satisfait(e)	4
NSP	5

EB62.0 Q4

QA4 Quelles sont vos attentes pour les douze prochains mois : les douze prochains mois seront-ils meilleurs, moins bons ou sans changement, en ce qui concerne ... ?

(LIRE)	Meilleurs	Moins bons	Sans changement	NSP
--------	-----------	------------	-----------------	-----

(152)

1 Votre vie en général	1	2	3	4
2 La situation économique en (NOTRE PAYS)	1	2	3	4
3 La situation financière de votre ménage	1	2	3	4
4 La situation de l'emploi en (NOTRE PAYS)	1	2	3	4
5 Votre situation professionnelle	1	2	3	4

(153)

1 Votre vie en général	1	2	3	4
2 La situation économique en (NOTRE PAYS)	1	2	3	4
3 La situation financière de votre ménage	1	2	3	4
4 La situation de l'emploi en (NOTRE PAYS)	1	2	3	4
5 Votre situation professionnelle	1	2	3	4

(154)

1 Votre vie en général	1	2	3	4
2 La situation économique en (NOTRE PAYS)	1	2	3	4
3 La situation financière de votre ménage	1	2	3	4
4 La situation de l'emploi en (NOTRE PAYS)	1	2	3	4
5 Votre situation professionnelle	1	2	3	4

(155)

1 Votre vie en général	1	2	3	4
2 La situation économique en (NOTRE PAYS)	1	2	3	4
3 La situation financière de votre ménage	1	2	3	4
4 La situation de l'emploi en (NOTRE PAYS)	1	2	3	4
5 Votre situation professionnelle	1	2	3	4

(156)

EB62.0 Q5

QA5 Si vous comparez votre situation actuelle à celle d'il y a cinq ans, pensez-vous qu'elle s'est améliorée, qu'elle est restée à peu près la même ou qu'elle s'est dégradée ?

(157)

S'est améliorée	1
Restée la même	2
S'est dégradée	3
NSP	4

EB62.0 Q6

QA6 Au cours des cinq années à venir, vous attendez-vous à ce que votre situation personnelle s'améliore, reste à peu près la même ou se dégrade ?

(158)

S'améliore	1
Reste la même	2
Se dégrade	3
NSP	4

EB62.0 Q7

QA7 Je voudrais maintenant vous poser une question à propos de la confiance que vous inspirent certaines institutions. Pour chacune des institutions suivantes, pourriez-vous me dire si vous avez plutôt confiance ou plutôt pas confiance en elle.

(READ OUT)	Tend to trust	Tend not to trust	DK
1 Justice/the (NATIONALITY) legal system	1	2	3
2 Political parties	1	2	3
3 The (NATIONALITY) Government	1	2	3
4 The (NATIONALITY PARLIAMENT) (USE PROPER NAME FOR LOWER HOUSE)	1	2	3
5 The European Union	1	2	3
6 The United Nations	1	2	3

(159)
(160)
(161)

(162)
(163)
(164)

EB62.0 Q10 TREND MODIFIED

Let's continue with some questions on the European Union.

DO NOT ASK QA8a AND QA9a in BG, RO, TR, HR and NC

QA8a Generally speaking, do you think that (OUR COUNTRY)'s membership of the European Union is...?

(READ OUT)	(165)
A good thing	1
A bad thing	2
Neither good nor bad	3
DK	4

EB62.0 Q11a

QA9a Taking everything into consideration, would you say that (OUR COUNTRY) has on balance benefited or not from being a member of the European Union?

Benefited	1
Not benefited	2
DK	3

EB62.0 Q12a

ASK QA8b AND QA9b ONLY in BG, RO, TR, HR and NC

QA8b Generally speaking, do you think that (OUR COUNTRY)'s membership of the European Union would be...?

(READ OUT)	(167)
A good thing	1
A bad thing	2
Neither good nor bad	3
DK	4

(LIRE)	Plutôt confiance	Plutôt pas confiance	NSP
--------	------------------	----------------------	-----

1 La justice / le système judiciaire (NATIONALITE)	1	2	3
2 Les partis politiques	1	2	3
3 Le Gouvernement (NATIONALITE)	1	2	3
4 Le (PARLEMENT NATIONALITE) (UTILISER LA DENOMINATION CORRECTE POUR LA CHAMBRE BASSE)	1	2	3
5 L'Union européenne	1	2	3
6 L'Organisation des Nations Unies	1	2	3

EB62.0 Q10 TREND MODIFIED

Continuons avec quelques questions sur l'Union européenne.

NE PAS POSER QA8a ET QA9a en BG, RO, TR, HR et NC

QA8a D'une façon générale, pensez-vous que le fait pour (NOTRE PAYS) de faire partie de l'Union européenne est ?

(LIRE)	(165)
Une bonne chose	1
Une mauvaise chose	2
Une chose ni bonne, ni mauvaise	3
NSP	4

EB62.0 Q11a

QA9a Tout bien considéré, estimez-vous que (NOTRE PAYS) a bénéficié ou non de son appartenance à l'Union européenne ?

Bénéficié	1
Pas bénéficié	2
NSP	3

EB62.0 Q12a

POSER QA8b et QA9b UNIQUEMENT en BG, RO, TR, HR et NC

QA8b D'une façon générale, pensez-vous que le fait pour (NOTRE PAYS) de faire partie de l'Union européenne sera ... ?

(LIRE)	(167)
Une bonne chose	1
Une mauvaise chose	2
Une chose ni bonne, ni mauvaise	3
NSP	4

EB62.0 Q11b

QA9b Taking everything into consideration, would you say that (OUR COUNTRY) will get advantages or not from being a member of the European Union?

- (168)
- | | |
|--------------------|---|
| Get advantages | 1 |
| Not get advantages | 2 |
| DK | 3 |

EB62.0 Q12b

ASK ALL

EB62.0 Q11b

QA9b Tout bien considéré, estimez-vous que (NOTRE PAYS) bénéficiera ou non de son appartenance à l'Union européenne ?

- (168)
- | | |
|--------------------|---|
| Bénéficiera | 1 |
| Ne bénéficiera pas | 2 |
| NSP | 3 |

EB62.0 Q12b

A TOUS

QA10 In general, does the European Union conjure up for you a very positive, fairly positive, neutral, fairly negative or very negative image?

- (169)
- | | |
|-----------------|---|
| Very positive | 1 |
| Fairly positive | 2 |
| Neutral | 3 |
| Fairly negative | 4 |
| Very negative | 5 |
| DK | 6 |

EB62.0 Q13

QA11 Are you, yourself, for or against the development towards a European political union?

- (170)
- | | |
|---------|---|
| For | 1 |
| Against | 2 |
| DK | 3 |

EB62.0 Q14

QA12 What does the European Union mean to you personally?

(SHOW CARD - READ OUT - MULTIPLE ANSWERS POSSIBLE - ROTATE TOP TO BOTTOM/BOTTOM TO TOP)

- (171-186)
- | | |
|--|----|
| Peace | 1, |
| Economic prosperity | 2, |
| Democracy | 3, |
| Social protection | 4, |
| Freedom to travel, study and work anywhere in the European Union | 5, |
| Cultural diversity | 6, |
| Stronger say in the world | 7, |
| Euro | 8, |

QA10 En général, l'Union européenne évoque-t-elle pour vous une image très positive, assez positive, neutre, assez négative ou très négative ?

- (169)
- | | |
|----------------|---|
| Très positive | 1 |
| Assez positive | 2 |
| Neutre | 3 |
| Assez négative | 4 |
| Très négative | 5 |
| NSP | 6 |

EB62.0 Q13

QA11 Etes-vous pour ou contre l'évolution vers une union politique européenne ?

- (170)
- | | |
|--------|---|
| Pour | 1 |
| Contre | 2 |
| NSP | 3 |

EB62.0 Q14

QA12 Que représente l'Union européenne pour vous personnellement ?

(MONTRER CARTE - LIRE - PLUSIEURS REPONSES POSSIBLES - ROTATION DE HAUT EN BAS / DE BAS EN HAUT)

- (171-186)
- | | |
|--|----|
| La paix | 1, |
| La prospérité économique | 2, |
| La démocratie | 3, |
| La protection sociale | 4, |
| La liberté de voyager, étudier et travailler partout dans l'Union européenne | 5, |
| La diversité culturelle | 6, |
| Une voix plus importante dans le monde | 7, |
| L'euro | 8, |

Unemployment	9,
Bureaucracy	10,
Waste of money	11,
Loss of our cultural identity	12,
More crime	13,
Not enough control at external frontiers	14,
Other (SPONTANEOUS)	15,
DK	16,

EB62.0 Q16

QA13 Does the European Union give you personally the feeling of...?

(SHOW CARD - READ OUT - MULTIPLE ANSWERS POSSIBLE)

Enthusiasm	1,
Hope	2,
Trust	3,
Indifference	4,
Anxiety	5,
Mistrust	6,
Rejecting it	7,
DK	8,

EB62.0 Q17

DO NOT ASK in BG, RO, TR, HR and NC

QA14a Please tell me for each statement, whether you tend to agree or tend to disagree.

(READ OUT)	Tend to agree	Tend to disagree	DK
1 I feel I am safer because (OUR COUNTRY) is a member of the European Union	1	2	3
2 I feel we are more stable economically because (OUR COUNTRY) is a member of the European Union	1	2	3
3 I feel we are more stable politically because (OUR COUNTRY) is a member of the European Union	1	2	3
4 My voice counts in the European Union	1	2	3
5 I understand how the European Union works	1	2	3
6 The interests of (OUR COUNTRY) are well taken into account in the European Union (N)	1	2	3
7 (OUR COUNTRY) will become more influential in the European Union in the future	1	2	3
8 The biggest countries have the most power in the European Union	1	2	3

(195)

(196)

(197)

(198)

(199)

(200)

(201)

(202)

Le chômage	9,
La bureaucratie	10,
Un gaspillage d'argent	11,
La perte de notre identité culturelle	12,
Plus de criminalité	13,
Pas assez de contrôles aux frontières extérieures	14,
Autre (SPONTANE)	15,
NSP	16,

EB62.0 Q16

QA13 L'Union européenne vous donne-t-elle un sentiment d' / de ... ?

(MONTRER CARTE - LIRE - PLUSIEURS REPONSES POSSIBLES)

Enthousiasme	1,
Espoir	2,
Confiance	3,
Indifférence	4,
Inquiétude	5,
Méfiance	6,
Rejet	7,
NSP	8,

EB62.0 Q17

NE PAS POSER en BG, RO, TR, HR et NC

QA14a Etes-vous plutôt d'accord ou plutôt pas d'accord avec les affirmations suivantes ?

(LIRE)	Plutôt d'accord	Plutôt pas d'accord	NSP
1 J'ai le sentiment d'être plus en sécurité parce que (NOTRE PAYS) est membre de l'Union européenne	1	2	3
2 J'ai le sentiment que nous sommes plus stables économiquement parce que (NOTRE PAYS) est membre de l'Union européenne	1	2	3
3 J'ai le sentiment que nous sommes plus stables politiquement parce que (NOTRE PAYS) est membre de l'Union européenne	1	2	3
4 Ma voix compte dans l'Union européenne	1	2	3
5 Je comprends le fonctionnement de l'Union européenne	1	2	3
6 Les intérêts de (NOTRE PAYS) sont bien pris en compte dans l'Union européenne (N)	1	2	3
7 (NOTRE PAYS) va avoir plus d'influence dans l'Union européenne	1	2	3
8 Ce sont les plus grands pays qui ont le plus de pouvoir dans l'Union européenne	1	2	3

EB62.0 Q18a TREND MODIFIED

ASK ONLY in BG, RO, TR, HR and NC

QA14b Please tell me for each statement, whether you tend to agree or tend to disagree?

	(READ OUT)	Tend to agree	Tend to disagree	DK
(203)	1 I feel I would be safer if (OUR COUNTRY) would be a member of the European Union	1	2	3
(204)	2 I feel we would be more stable economically if (OUR COUNTRY) would be a member of the European Union	1	2	3
(205)	3 I feel we would be more stable politically if (OUR COUNTRY) would be a member of the European Union	1	2	3
(206)	4 My voice counts in the European Union	1	2	3
(207)	5 I understand how the European Union works	1	2	3
(208)	6 The interests of (OUR COUNTRY) are well taken into account in the European Union (N)	1	2	3
(209)	7 (OUR COUNTRY) will become more influential in the European Union in the future	1	2	3
(210)	8 The biggest countries have the most power in the European Union	1	2	3

EB62.0 Q18b TREND MODIFIED

ASK ALL

QA15a In your opinion, in five years' time, will the European Union play a more important, a less important or the same role in your daily life?

QA15b And, in five years' time, would you like the European Union to play a more important, a less important or the same role in your daily life?

(READ OUT)	(211)	(212)
	QA15a Expectations	QA15b Would like
More important	1	1
Less important	2	2
Same role	3	3
DK	4	4

EB62.0 Q20a&b

DO NOT ASK ITEM 10 in BE, DE, EL, ES, FR, IE, IT, LU, NL, AT, PT and FI

EB62.0 Q18a TREND MODIFIED

POSER UNIQUEMENT en BG, RO, TR, HR et NC

QA14b Etes-vous plutôt d'accord ou plutôt pas d'accord avec les affirmations suivantes ?

	(LIRE)	Plutôt d'accord	Plutôt pas d'accord	NSP
1	J'ai le sentiment que je serais plus en sécurité si (NOTRE PAYS) était membre de l'Union européenne	1	2	3
2	J'ai le sentiment que nous serions plus stables économiquement si (NOTRE PAYS) était membre de l'Union européenne	1	2	3
3	J'ai le sentiment que nous serions plus stables politiquement si (NOTRE PAYS) était membre de l'Union européenne	1	2	3
4	Ma voix compte dans l'Union européenne	1	2	3
5	Je comprends le fonctionnement de l'Union européenne	1	2	3
6	Les intérêts de (NOTRE PAYS) sont bien pris en compte dans l'Union européenne (N)	1	2	3
7	(NOTRE PAYS) va avoir plus d'influence dans l'Union européenne	1	2	3
8	Ce sont les plus grands pays qui ont le plus de pouvoir dans l'Union européenne	1	2	3

EB62.0 Q18b TREND MODIFIED

A TOUS

QA15a A votre avis, dans cinq ans, l'Union européenne jouera-t-elle un rôle plus important, moins important ou le même rôle dans votre vie quotidienne ?

QA15b Et souhaiteriez-vous que dans cinq ans, l'Union européenne joue un rôle plus important, moins important ou le même rôle dans votre vie quotidienne ?

(LIRE)	(211)	(212)
	QA15a Attentes	QA15b Souhait
Plus important	1	1
Moins important	2	2
Le même rôle	3	3
NSP	4	4

EB62.0 Q20a&b

NE PAS POSER L'ITEM 10 EN BE, DE, EL, ES, FR, IE, IT, LU, NL, AT, PT et FI

QA16 Some people may have fears about the building of Europe, the European Union. Here is a list of things which some people say they are afraid of. For each one, please tell me if you, personally, are currently afraid of it, or not?

	(READ OUT)	Currently afraid of it	Not currently afraid of it	DK
(213)	1 A loss of power for smaller Member States	1	2	3
(214)	2 An increase in drug trafficking and international organised crime	1	2	3
(215)	3 Our language being used less and less	1	2	3
(216)	4 Our country paying more and more to the European Union	1	2	3
(217)	5 The loss of social benefits	1	2	3
(218)	6 The loss of national identity and culture	1	2	3
(219)	7 An economic crisis	1	2	3
(220)	8 The transfer of jobs to other Member Countries which have lower production costs	1	2	3
(221)	9 More difficulties for (NATIONALITY) farmers	1	2	3
(222)	10 The end of (NATIONAL CURRENCY)	1	2	3

EB62.0 Q21

QA17 About how often do you...?

	(READ OUT)	Every day	Several times a week	Once or twice a week	Less often	Never	DK

(223)

(224)

(225)

QA16

Certaines personnes peuvent avoir des craintes concernant l'Europe qui se construit, l'Union européenne. Voici une liste de choses que certains disent craindre. Pour chacune d'entre elles, pouvez-vous me dire si, personnellement, vous la craignez actuellement, ou pas.

	(LIRE)	Craint actuellement	Ne craint pas actuellement	NSP
1	Une perte de pouvoir pour les plus petits Etats membres	1	2	3
2	Une augmentation du trafic de drogue et du crime organisé international	1	2	3
3	Que notre langue soit de moins en moins utilisée	1	2	3
4	Que notre pays paie de plus en plus à l'Union européenne	1	2	3
5	La perte des avantages sociaux	1	2	3
6	La perte de notre identité et de notre culture nationales	1	2	3
7	Une crise économique	1	2	3
8	Le transfert d'emplois vers d'autres Pays membres où l'on produit moins cher	1	2	3
9	Plus de difficultés pour les agriculteurs (NATIONALITE)	1	2	3
10	La fin de (MONNAIE NATIONALE)	1	2	3

EB62.0 Q21

QA17 Tous les combien de temps à peu près ... ?

	(LIRE)	Tous les jours	Plusieurs fois par semaine	Une ou deux fois par semaine	Moins souvent	Jamais	NSP

(223)

(224)

(225)

1	Regardez-vous les émissions d'information à la télévision	1	2	3	4	5	6
2	Lisez-vous les nouvelles dans les journaux quotidiens	1	2	3	4	5	6
3	Ecoutez-vous les émissions d'information à la radio	1	2	3	4	5	6

EB55.1 Q11

QA18 Using this scale, how much do you feel you know about the European Union, its policies, its institutions?

(SHOW CARD WITH SCALE)

(228-227)

Know nothing at all										Know a great deal									
1	2	3	4	5	6	7	8	9	10	1	2	3	4	5	6	7	8	9	10

DK

11

EB62.0 Q22

QA19 When you are looking for information about the European Union, its policies, its institutions, which of the following sources do you use? Which else?

(SHOW CARD - READ OUT - MULTIPLE ANSWERS POSSIBLE)

(228-239)

Meetings	1,
Discussions with relatives, friends, colleagues	2,
Daily newspapers	3,
Other newspapers, magazines	4,
Television	5,
Radio	6,
The Internet	7,
Books, brochures, information leaflets	8,
Other (SPONTANEOUS)	9,
Never look for such information, not interested (SPONTANEOUS)	10,
Telephone (N)	11,
DK	12,

EB62.0 Q23 TREND MODIFIED

QA20a Generally speaking, do you think that the (NATIONALITY) ... talks too much, about the right amount or too little about the European Union?

(ONE ANSWER PER LINE)

(READ OUT)	Too much	Enough	Too little	DK
------------	----------	--------	------------	----

(240)

(241)

(242)

1	Television	1	2	3	4
2	Radio	1	2	3	4
3	Press	1	2	3	4

EB62.0 Q25 TREND MODIFIED

EB55.1 Q11

QA18 En utilisant cette échelle, combien estimez-vous en savoir sur l'Union européenne, ses politiques, ses institutions ?

(MONTRER CARTE AVEC ECHELLE)

(226-227)

Ne sait rien du tout										En sait beaucoup									
1	2	3	4	5	6	7	8	9	10	1	2	3	4	5	6	7	8	9	10

NSP

11

EB62.0 Q22

QA19 Quand vous désirez obtenir des informations sur l'Union européenne, ses politiques et ses institutions, lesquelles des sources suivantes utilisez-vous ? Et encore ?

(MONTRER CARTE - LIRE - PLUSIEURS REPONSES POSSIBLES)

(228-239)

Réunions, meetings	1,
Discussions avec la famille, les amis, les collègues	2,
Journaux quotidiens	3,
Autres journaux, magazines	4,
Télévision	5,
Radio	6,
Internet	7,
Livres, brochures, fiches d'information	8,
Autre (SPONTANÉ)	9,
Ne cherche jamais ce type d'information, pas intéressé(e) (SPONTANÉ)	10,
Téléphone (N)	11,
NSP	12,

EB62.0 Q23 TREND MODIFIED

QA20a En général, pensez-vous que la ... (NATIONALITE) parle trop, suffisamment ou trop peu de l'Union européenne ?

(UNE REPONSE PAR LIGNE)

(LIRE)	Trop	Suffisamment	Trop peu	NSP
--------	------	--------------	----------	-----

(240)

(241)

(242)

1	Télévision	1	2	3	4
2	Radio	1	2	3	4
3	Presse	1	2	3	4

EB62.0 Q25 TREND MODIFIED

QA20b Do you think that the (NATIONALITY) ... presents the European Union too positively, objectively or too negatively?

(ONE ANSWER PER LINE)

(READ OUT)	Too positively	Objectively	Too negatively	DK
1 Television	1	2	3	4
2 Radio	1	2	3	4
3 Press	1	2	3	4

(243)
(244)
(245)

EB62.0 Q26 TREND MODIFIED

QA21 Have you heard of...?

(READ OUT)	Yes	No	DK
1 The European Parliament	1	2	3
2 The European Commission	1	2	3
3 The Council of the European Union (M)	1	2	3
4 The Court of Justice of the European Communities (M)	1	2	3
5 The European Central Bank	1	2	3

(246)
(247)
(248)
(249)
(250)

EB62.0 Q27 TREND MODIFIED

QA22 And for each of the following European bodies, do you think it plays an important role or not in the life of the European Union?

(READ OUT)	Important	Not important	DK
1 The European Parliament	1	2	3
2 The European Commission	1	2	3
3 The Council of the European Union (M)	1	2	3
4 the Court of Justice of the European Communities (M)	1	2	3
5 The European Central Bank	1	2	3

(251)
(252)
(253)
(254)
(255)

EB62.0 Q28 TREND MODIFIED

QA23 And, for each of them, please tell me if you tend to trust it or tend not to trust it?

(READ OUT)	Tend to trust	Tend not to trust	DK

QA20b Pensez-vous que la ... (NATIONALITE) parle de l'Union européenne de façon trop positive, de façon objective ou de façon trop négative ?

(UNE REPONSE PAR LIGNE)

(LIRE)	De façon trop positive	De façon objective	De façon trop négative	NSP
1 Télévision	1	2	3	4
2 Radio	1	2	3	4
3 Presse	1	2	3	4

(243)
(244)
(245)

EB62.0 Q26 TREND MODIFIED

QA21 Avez-vous déjà entendu parler ... ?

(LIRE)	Oui	Non	NSP
1 Du Parlement européen	1	2	3
2 De la Commission européenne	1	2	3
3 Du Conseil de l'Union européenne (M)	1	2	3
4 De la Cour de justice des Communautés européennes (M)	1	2	3
5 De la Banque centrale européenne	1	2	3

(246)
(247)
(248)
(249)
(250)

EB62.0 Q27 TREND MODIFIED

QA22 Et pour chacune des entités européennes suivantes, pensez-vous qu'elle joue un rôle important ou pas dans la vie de l'Union européenne ?

(LIRE)	Important	Pas important	NSP
1 Le Parlement européen	1	2	3
2 La Commission européenne	1	2	3
3 Le Conseil de l'Union européenne (M)	1	2	3
4 La Cour de justice des Communautés européennes (M)	1	2	3
5 La Banque centrale européenne	1	2	3

(251)
(252)
(253)
(254)
(255)

EB62.0 Q28 TREND MODIFIED

QA23 Et pour chacune d'entre elles, pourriez-vous me dire si vous avez plutôt confiance ou plutôt pas confiance en elle ?

(LIRE)	Plutôt confiance	Plutôt pas confiance	NSP

(256)	1	The European Parliament	1	2	3
(257)	2	The European Commission	1	2	3
(258)	3	The Council of the European Union (M)	1	2	3
(259)	4	The Court of Justice of the European Communities (M)	1	2	3
(260)	5	The European Central Bank	1	2	3

EB62.0 Q29 TREND MODIFIED

QA24 For each of the following statements about the European Union could you please tell me whether you think it is true or false?

	(READ OUT)	True.	False.	DK	
(261)	1	The European Union currently consists of fifteen Member States (M)	1	2	3
(262)	2	The members of the European Parliament are directly elected by the citizens of the European Union	1	2	3
(263)	3	The European Union has its own anthem	1	2	3
(264)	4	The last European elections took place in June 2002	1	2	3

EB62.0 Q30 TREND MODIFIED

ASK QA25a AND QA25b ONLY in LU

QA25a In the European Union, each Member State, in turn, becomes the President of the Council of the European Union for six months. Right now, it's the turn of Luxembourg. Have you recently read in the newspapers or heard on the radio or television anything about Luxembourg's presidency? (M)

Yes	(265)	1
No	2	
DK	3	

EB62.0 Q31 TREND MODIFIED

QA25b Whether you have heard about it or not, do you think it is important or not that Luxembourg is President of the Council of the European Union at this time? Would you say it is...? (M)

(READ OUT)	(266)
Very important	1
Important	2
Not very important	3
Not at all important	4
DK	5

EB62.0 Q32 TREND MODIFIED

1	Le Parlement européen	1	2	3
2	La Commission européenne	1	2	3
3	Le Conseil de l'Union européenne (M)	1	2	3
4	La Cour de Justice des Communautés européennes (M)	1	2	3
5	La Banque centrale européenne	1	2	3

EB62.0 Q29 TREND MODIFIED

QA24 Pour chacune des affirmations suivantes sur l'Union européenne, pourriez-vous me dire si elle vous semble vraie ou fausse ?

	(LIRE)	Vrai.	Faux.	NSP	
(261)	1	L'Union européenne est actuellement composée de quinze Etats membres (M)	1	2	3
(262)	2	Les députés européens sont directement élus par les citoyens de l'Union européenne	1	2	3
(263)	3	L'Union européenne a son propre hymne	1	2	3
(264)	4	Les dernières élections européennes ont lieu en juin 2002	1	2	3

EB62.0 Q30 TREND MODIFIED

POSER QA25a ET QA25b UNIQUEMENT en LU

QA25a Dans l'Union européenne, chaque Etat membre préside, à son tour, le Conseil de l'Union européenne pendant six mois. A l'heure actuelle, c'est le tour du Luxembourg. Avez-vous récemment lu dans les journaux ou entendu à la radio ou à la télévision quelque chose au sujet de la présidence luxembourgeoise ? (M)

Oui	(265)	1
Non	2	
NSP	3	

EB62.0 Q31 TREND MODIFIED

QA25b Que vous ayez ou non entendu parler de quelque chose à ce sujet, pensez-vous que c'est ou non important que le Luxembourg préside en ce moment le Conseil de l'Union européenne ? Diriez-vous que c'est ... ? (M)

(LIRE)	(266)
Très important	1
Important	2
Pas très important	3
Pas du tout important	4
NSP	5

EB62.0 Q32 TREND MODIFIED

ASK QA25c AND QA25d ONLY in UK

QA25c

In the European Union, each Member State, in turn, becomes the President of the Council of the European Union for six months. From July the 1st 2005 it will be the turn of the United Kingdom. Have you recently read in the newspapers or heard on the radio or television anything about the United Kingdom's presidency? (M)

- (267)
- | | |
|-----|---|
| Yes | 1 |
| No | 2 |
| DK | 3 |

QA25d

Whether you have heard about it or not, do you think it is important or not that the United Kingdom will be President of the Council of the European Union from the 1st of July 2005? Would you say it is...? (M)

- (READ OUT)
- (268)
- | | |
|----------------------|---|
| Very important | 1 |
| Important | 2 |
| Not very important | 3 |
| Not at all important | 4 |
| DK | 5 |

ASK ALL

QA26

What do you think are the two most important issues facing (OUR COUNTRY) at the moment?

(SHOW CARD - READ OUT - MAX. 2 ANSWERS)

- (269-284)
- | | |
|----------------------------|-----|
| Crime | 1, |
| Public transport | 2, |
| Economic situation | 3, |
| Rising prices/inflation | 4, |
| Taxation | 5, |
| Unemployment | 6, |
| Terrorism | 7, |
| Defence/Foreign affairs | 8, |
| Housing | 9, |
| Immigration | 10, |
| Healthcare system | 11, |
| The educational system | 12, |
| Pensions | 13, |
| Protecting the environment | 14, |
| Other (SPONTANEOUS) | 15, |
| DK | 16, |

EB62.0 Q33

POSER QA25c ET QA25d UNIQUEMENT en UK

QA25c

Dans l'Union européenne, chaque Etat membre préside, à son tour, le Conseil de l'Union européenne pendant six mois. A partir du 1er Juillet 2005 ce sera le tour du Royaume Uni. Avez-vous récemment lu dans les journaux ou entendu à la radio ou à la télévision quelque chose au sujet de la présidence du Royaume Uni ? (M)

- (267)
- | | |
|-----|---|
| Oui | 1 |
| Non | 2 |
| NSP | 3 |

QA25d

Que vous ayez ou non entendu parler de quelque chose à ce sujet, pensez-vous que c'est ou non important que le Royaume Uni préside à partir du 1er Juillet 2005 le Conseil de l'Union européenne ? Diriez-vous que c'est... ? (M)

(LIRE)

- (268)
- | | |
|-----------------------|---|
| Très important | 1 |
| Important | 2 |
| Pas très important | 3 |
| Pas du tout important | 4 |
| NSP | 5 |

A TOUS

QA26 A votre avis, quels sont les deux plus importants problèmes auxquels doit faire face (NOTRE PAYS) actuellement ?

(MONTRER CARTE - LIRE - MAX. 2 REPONSES)

- (269-284)
- | | |
|-------------------------------------|-----|
| L'insécurité | 1, |
| Les transports en commun | 2, |
| La situation économique | 3, |
| La hausse des prix / l'inflation | 4, |
| Les impôts | 5, |
| Le chômage | 6, |
| Le terrorisme | 7, |
| La défense / la politique étrangère | 8, |
| Le logement | 9, |
| L'immigration | 10, |
| Le système de santé | 11, |
| Le système éducatif | 12, |
| Les retraites / les pensions | 13, |
| La protection de l'environnement | 14, |
| Autre (SPONTANE) | 15, |
| NSP | 16, |

EB62.0 Q33

QA27 And for each of the following issues in (OUR COUNTRY), do you think that the European Union plays a positive role, a negative role or neither positive nor negative role?

	(READ OUT)	Positive role	Negative role	Neither positive nor negative role	DK
(285)	1 Fighting crime	1	2	3	4
(286)	2 Public transport	1	2	3	4
(287)	3 The economic situation	1	2	3	4
(288)	4 Rising prices/inflation	1	2	3	4
(289)	5 Taxation	1	2	3	4
(290)	6 Fighting unemployment	1	2	3	4
(291)	7 Fighting terrorism	1	2	3	4
(292)	8 Defence and foreign affairs (M)	1	2	3	4
(293)	9 Housing	1	2	3	4
(294)	10 Immigration	1	2	3	4
(295)	11 Healthcare system	1	2	3	4
(296)	12 The educational system	1	2	3	4
(297)	13 Pensions	1	2	3	4
(298)	14 Protecting the environment	1	2	3	4

EB62.0 Q34 TREND MODIFIED

QA28 What is your opinion on each of the following statements? Please tell me for each statement, whether you are for it or against it.

	(READ OUT - ROTATE)	For	Against	DK
(299)	1 A European Monetary Union with one single currency, the euro	1	2	3
(300)	2 One common foreign policy among the Member States of the European Union, towards other countries	1	2	3
(301)	3 A common defence and security policy among European Union Member States	1	2	3
(302)	4 Further enlargement of the European Union to include other countries in future years	1	2	3
(303)	5 A constitution for the European Union	1	2	3
(304)	6 The speed of building Europe being faster in one group of countries than in the other countries	1	2	3
(305)	7 Teaching school children about the way European Union institutions work	1	2	3

QA27 Et pour chacun des domaines suivants en (NOTRE PAYS), pensez-vous que l'Union européenne joue un rôle positif, un rôle négatif ou ni l'un ni l'autre ?

	(LIRE)	Un rôle positif	Un rôle négatif	Ni l'un ni l'autre	NSP
(285)	1 La lutte contre l'insécurité	1	2	3	4
(286)	2 Les transports en commun	1	2	3	4
(287)	3 La situation économique	1	2	3	4
(288)	4 La hausse des prix / l'inflation	1	2	3	4
(289)	5 Les impôts	1	2	3	4
(290)	6 La lutte contre le chômage	1	2	3	4
(291)	7 La lutte contre le terrorisme	1	2	3	4
(292)	8 La défense et la politique étrangère (M)	1	2	3	4
(293)	9 Le logement	1	2	3	4
(294)	10 L'immigration	1	2	3	4
(295)	11 Le système de santé	1	2	3	4
(296)	12 Le système éducatif	1	2	3	4
(297)	13 Les retraites	1	2	3	4
(298)	14 La protection de l'environnement	1	2	3	4

EB62.0 Q34 TREND MODIFIED

QA28 Quelle est votre opinion sur chacune des propositions suivantes ? Veuillez me dire, pour chaque proposition, si vous êtes pour ou si vous êtes contre.

	(LIRE - ROTATION)	Pour	Contre	NSP
(299)	1 Une union monétaire européenne avec une seule monnaie, l'euro	1	2	3
(300)	2 Une politique étrangère commune aux pays de l'Union européenne vis-à-vis des autres pays	1	2	3
(301)	3 Une politique de sécurité et de défense commune des Etats membres de l'Union européenne	1	2	3
(302)	4 L'élargissement de l'Union européenne à d'autres pays dans les années à venir	1	2	3
(303)	5 Une constitution pour l'Union européenne	1	2	3
(304)	6 Une vitesse de la construction européenne plus élevée dans un groupe de pays que dans les autres pays	1	2	3
(305)	7 Apprendre aux enfants, à l'école, la façon dont les institutions de l'Union européenne fonctionnent	1	2	3

EB62.0 Q36 TREND MODIFIED

QA29 From the following list of actions, could you tell me what should be, for you, the three actions that the European Union should follow in priority.

(SHOW CARD - READ OUT - MAX. 3 ANSWERS)

(306-323)

- 1, Welcoming new Member Countries
- Getting closer to European citizens, for example by giving them more information about the European Union, its policies and its institutions
- 2, Successfully implementing the single European currency, the euro
- 3, Fighting poverty and social exclusion
- 4, Protecting the environment
- 5, Guaranteeing the quality of food products
- 6, Protecting consumers and guaranteeing the quality of other products
- 7, Fighting unemployment
- 8, Reforming the institutions of the European Union and the way they work
- 9, Fighting organised crime and drug trafficking
- 10, Asserting the political and diplomatic importance of the European Union around the world
- 11, Maintaining peace and security in Europe
- 12, Guaranteeing the rights of the individual and respect for the principles of democracy in Europe
- 13, Fighting terrorism
- 14, Fighting illegal immigration
- 15, Others (SPONTANEOUS)
- 16, None of them (SPONTANEOUS)
- 17, DK
- 18,

EB62.0 Q37

EB62.0 Q36 TREND MODIFIED

QA29 Parmi la liste d'actions suivante, pourriez-vous me dire quelles devraient être, pour vous, les trois actions que l'Union européenne devrait poursuivre en priorité.

(MONTRER CARTE - LIRE - MAX. 3 REPOSES)

(306-323)

- 1, Accueillir de nouveaux Pays membres
- Etre plus proche des citoyens européens, par exemple en les informant davantage sur l'Union européenne, ses politiques et ses institutions
- 2, Réussir la mise en place de la monnaie unique européenne, l'euro
- 3, Lutter contre la pauvreté et l'exclusion sociale
- 4, Protéger l'environnement
- 5, Garantir la qualité des produits alimentaires
- 6, Protéger les consommateurs et garantir la qualité des autres produits
- 7, Lutter contre le chômage
- 8, Réformer les institutions de l'Union européenne et leur fonctionnement
- 9, Lutter contre le crime organisé et le trafic de drogue
- 10, Affirmer l'importance politique et diplomatique de l'Union européenne dans le monde
- 11, Préserver la paix et la sécurité en Europe
- 12, Garantir les droits de l'individu et le respect des principes démocratiques en Europe
- 13, Lutter contre le terrorisme
- 14, Lutter contre l'immigration clandestine
- 15, Autres (SPONTANE)
- 16, Aucune de celles-ci (SPONTANE)
- 17, NSP
- 18,

EB62.0 Q37

QA30 With which of the following two statements do you most agree?

(READ OUT - ONE ANSWER ONLY)

(324)

- 1 The European Union should have greater financial means given its political objectives
- 2 The European Union's political objectives do not justify an increase in the Union's budget
- 3 DK

EB63.4 NEW

QA31 On which of the following do you think most of the European Union budget is spent?

(SHOW CARD - READ OUT - ONE ANSWER ONLY)

QA30 Avec laquelle des deux propositions suivantes, êtes-vous le plus d'accord ?

(LIRE - UNE SEULE REPOSE)

(324)

- 1 Compte tenu de ses objectifs politiques, l'Union européenne devrait avoir plus de moyens financiers
- 2 Les objectifs politiques de l'Union européenne ne justifient pas une augmentation du budget de l'Union
- 3 NSP

EB63.4 NEW

QA31 A votre avis, dans quel domaine l'Union européenne dépense-t-elle la plus grande partie de son budget ?

(MONTRER CARTE - LIRE - UNE SEULE REPOSE)

(325)	
Employment and social affairs	1
Agriculture	2
Scientific research	3
Regional aid	4
Foreign policy and aid to countries outside the European Union	5
Administrative and personnel costs, buildings	6
Other (SPONTANEOUS)	7
DK	8

EB62.0 Q38

QA32 The European Union already has a Common Foreign and Security Policy and a European Security and Defence Policy. There is now a debate about how much further these should be developed. Do you tend to agree or tend to disagree with each of the following statements?

	(READ OUT - ROTATE)	Tend to agree	Tend to disagree	DK
1	The European Union should have a rapid military reaction force that can be sent quickly to troublespots when an international crisis occurs	1	2	3
2	When an international crisis occurs, European Union Member States should agree on a common position	1	2	3
3	The European Union should have its own Foreign Minister who can be the spokesperson for a common European Union position	1	2	3
4	The European Union should have its own seat on the United Nations Security Council	1	2	3
5	European Union foreign policy should be independent of United States foreign policy	1	2	3
6	The European Union should work to guarantee Human Rights around the world, even if this is contrary to the wishes of some other countries	1	2	3
7	The European Union should have a common immigration policy towards people from outside the European Union	1	2	3
8	The European Union should have a common asylum policy towards asylum seekers	1	2	3

EB62.0 Q39 TREND MODIFIED

(325)	
L'emploi et les affaires sociales	1
L'agriculture	2
La recherche scientifique	3
Les aides régionales	4
La politique étrangère et l'aide aux pays en-dehors de l'Union européenne	5
Les frais administratifs et les frais de personnel, les bâtiments	6
Autre (SPONTANE)	7
NSP	8

EB62.0 Q38

QA32 Il existe déjà une Politique étrangère et de sécurité commune et une Politique européenne de sécurité et de défense dans l'Union européenne. Il y a aujourd'hui un débat sur la mesure dans laquelle ces politiques devraient être développées. Etes-vous plutôt d'accord ou plutôt pas d'accord avec chacune des propositions suivantes ?

	(LIRE - ROTATION)	Plutôt d'accord	Plutôt pas d'accord	NSP
1	L'Union européenne devrait avoir une force militaire de réaction rapide qui puisse être envoyée rapidement dans les zones de conflits lorsqu'une crise internationale éclate	1	2	3
2	Quand une crise internationale éclate, les États membres de l'Union européenne devraient s'entendre sur une position commune	1	2	3
3	L'Union européenne devrait avoir son propre Ministre des Affaires étrangères, qui puisse être le porte-parole de la position commune de l'Union européenne	1	2	3
4	L'Union européenne devrait avoir son propre siège au Conseil de sécurité des Nations Unies	1	2	3
5	La politique étrangère de l'Union européenne devrait être autonome de la politique étrangère américaine	1	2	3
6	L'Union européenne devrait travailler à garantir les Droits de l'Homme dans le monde, même si c'est contraire à la volonté de certains pays	1	2	3
7	Les États membres de l'Union européenne devraient avoir une politique d'immigration commune à l'égard des personnes venant de pays non membres de l'Union européenne	1	2	3
8	Les États membres de l'Union européenne devraient avoir une politique d'asile commune à l'égard des demandeurs d'asile	1	2	3

EB62.0 Q39 TREND MODIFIED

(326)

(327)

(328)

(329)

(330)

(331)

(332)

(333)

QA33a In your opinion, would you say that the United States tend to play a positive role, a negative role or neither a positive nor a negative role regarding...?

	(READ OUT)	Positive	Negative	Neither positive nor negative	DK
1	Peace in the world	1	2	3	4
2	The fight against terrorism	1	2	3	4
3	Growth of the world economy	1	2	3	4
4	The fight against poverty in the world	1	2	3	4
5	Protection of the environment	1	2	3	4

EB62.0 Q41

QA33b And in your opinion, does the European Union tend to play a positive role, a negative role or neither positive nor negative role regarding...?

	(READ OUT)	Positive	Negative	Neither positive nor negative	DK
1	Peace in the world	1	2	3	4
2	The fight against terrorism	1	2	3	4
3	The growth of the world economy	1	2	3	4
4	The fight against poverty in the world	1	2	3	4
5	The protection of the environment	1	2	3	4

EB62.0 Q42

QA33c And overall, compared to five years ago, would you say that the European Union's international role has become...?

	(READ OUT - ONE ANSWER ONLY)	(344)
1	More important	1
2	Less important	2
3	It has not changed	3
4	DK	4

EB63.4 NEW

QA34a On the whole, are you very satisfied, fairly satisfied, not very satisfied or not at all satisfied with the way democracy works in (OUR COUNTRY)?

QA34b And how about the way democracy works in the European Union?

QA33a A vos yeux, les Etats-Unis jouent-ils plutôt un rôle positif, plutôt un rôle négatif ou ni l'un ni l'autre en ce qui concerne ... ?

	(LIRE)	Positif	Négatif	Ni l'un ni l'autre	NSP
1	La paix dans le monde	1	2	3	4
2	La lutte contre le terrorisme	1	2	3	4
3	La croissance de l'économie mondiale	1	2	3	4
4	La lutte contre la pauvreté dans le monde	1	2	3	4
5	La protection de l'environnement	1	2	3	4

EB62.0 Q41

QA33b Et à vos yeux, l'Union européenne joue-t-elle plutôt un rôle positif, plutôt un rôle négatif ou ni l'un ni l'autre en ce qui concerne ... ?

	(LIRE)	Positif	Négatif	Ni l'un ni l'autre	NSP
1	La paix dans le monde	1	2	3	4
2	La lutte contre le terrorisme	1	2	3	4
3	La croissance de l'économie mondiale	1	2	3	4
4	La lutte contre la pauvreté dans le monde	1	2	3	4
5	La protection de l'environnement	1	2	3	4

EB62.0 Q42

QA33c Et d'une manière générale, comparé à il y a cinq ans, diriez-vous que le rôle de l'Union européenne sur la scène internationale est devenu ... ?

	(LIRE - UNE SEULE REPONSE)	(344)
1	Plus important	1
2	Moins important	2
3	Identique	3
4	NSP	4

EB63.4 NEW

QA34a Dans l'ensemble, êtes-vous très satisfait(e), plutôt satisfait(e), plutôt pas satisfait(e) ou pas du tout satisfait(e) du fonctionnement de la démocratie en (NOTRE PAYS) ?

QA34b Et du fonctionnement de la démocratie dans l'Union européenne ?

(SHOW CARD WITH SCALE - ONE ANSWER PER COLUMN)

(READ OUT)	QA34a In (OUR COUNTRY)	QA34b In the European Union
Very satisfied	1	1
Fairly satisfied	2	2
Not very satisfied	3	3
Not at all satisfied	4	4
DK	5	5

EB62.0 Q44a&b

QA35 People may feel different degrees of attachment to their town or village, to their region, to their country, to their country or to Europe. Please tell me how attached you feel to...

(SHOW CARD WITH SCALE)

(READ OUT)	Very attached	Fairly attached	Not very attached	Not at all attached	DK
1 Your city/town/village	1	2	3	4	5
2 Your region	1	2	3	4	5
3 (OUR COUNTRY)	1	2	3	4	5
4 Europe	1	2	3	4	5

(347)

(348)

(349)

(350)

EB62.0 Q47

QA36 Could you please tell me for each of the following, whether the term brings to mind something very positive, fairly positive, fairly negative or very negative.

(SHOW CARD WITH SCALE - ROTATE)

(READ OUT)	Very positive	Fairly positive	Fairly negative	Very negative	DK
1 Company	1	2	3	4	5
2 Monopoly	1	2	3	4	5
3 Competitiveness	1	2	3	4	5
4 Social security	1	2	3	4	5
5 Free trade	1	2	3	4	5
6 Protectionism	1	2	3	4	5
7 Globalisation	1	2	3	4	5
8 Public service	1	2	3	4	5
9 Trade union	1	2	3	4	5
10 Reforms	1	2	3	4	5

(351)

(352)

(353)

(354)

(355)

(356)

(357)

(358)

(359)

(360)

(MONTRER CARTE AVEC ECHELLE - UNE SEULE REPONSE PAR COLONNE)

(LIRE)	QA34a En (NOTRE PAYS)	QA34b Dans l'Union européenne
Très satisfait(e)	1	1
Plutôt satisfait(e)	2	2
Plutôt pas satisfait(e)	3	3
Pas du tout satisfait(e)	4	4
NSP	5	5

EB62.0 Q44a&b

QA35 Les gens peuvent se sentir attachés à des degrés divers à leur ville ou village, à leur région, à leur pays ou à l'Europe. Veuillez me dire de quelle manière vous vous sentez attaché(e) à ...

(MONTRER CARTE AVEC ECHELLE)

(LIRE)	Très attaché(e)	Assez attaché(e)	Pas très attaché(e)	Pas du tout attaché(e)	NSP
1 Votre ville / village	1	2	3	4	5
2 Votre région	1	2	3	4	5
3 (NOTRE PAYS)	1	2	3	4	5
4 L'Europe	1	2	3	4	5

(347)

(348)

(349)

(350)

EB62.0 Q47

QA36 Pour chacun des termes suivants, pourriez-vous me dire s'il évoque pour vous quelque chose de très positif, de plutôt positif, de plutôt négatif ou de très négatif.

(MONTRER CARTE AVEC ECHELLE - ROTATION)

(LIRE)	Très positif	Plutôt positif	Plutôt négatif	Très négatif	NSP
1 Entreprise	1	2	3	4	5
2 Monopole	1	2	3	4	5
3 Compétitivité	1	2	3	4	5
4 Sécurité sociale	1	2	3	4	5
5 Libre-échange	1	2	3	4	5
6 Protectionnisme	1	2	3	4	5
7 Mondialisation	1	2	3	4	5
8 Service public	1	2	3	4	5
9 Syndicat	1	2	3	4	5
10 Réformes	1	2	3	4	5

EB63.4 NEW

Now, let's move on to another topic

QB1 Which of these three options do you prefer for the immediate future of the European Union?

(SHOW CARD - READ OUT - ONE ANSWER ONLY)

(361)

- 1 The European Union should be enlarged to include all the countries wishing to join
- 2 The European Union should be enlarged to include only some of the countries wishing to join
- 3 The European Union should not be enlarged to any additional countries
- 4 None of these (SPONTANEOUS)
- 5 DK

EB59.1 Q46

QB2 For each of the following countries, would you be in favour or against it becoming part of the European Union in the future?

(ROTATE)

(READ OUT)

	In favour	Against	DK
(362) 1 Switzerland	1	2	3
(363) 2 Norway	1	2	3
(364) 3 Bosnia and Herzegovina	1	2	3
(365) 4 Croatia	1	2	3
(366) 5 The Former Yugoslav Republic of Macedonia (FYROM)	1	2	3
(367) 6 Serbia and Montenegro (M)	1	2	3
(368) 7 Iceland	1	2	3
(369) 8 Albania	1	2	3
(370) 9 Bulgaria	1	2	3
(371) 10 Romania	1	2	3
(372) 11 Ukraine (N)	1	2	3
(373) 12 Turkey	1	2	3

EB58.1 Q41&Q42 TREND MODIFIED

QB3 For each of the following please tell me whether you totally agree, tend to agree, tend to disagree or totally disagree.

(SHOW CARD)

Totally agree	Tend to agree	Tend to disagree	Totally disagree	DK

EB63.4 NEW

Passons maintenant à un autre sujet

QB1 Laquelle des ces trois options préférez-vous pour l'avenir immédiat de l'Union européenne ?

(MONTRER CARTE - LIRE - UNE SEULE REPONSE)

(361)

- 1 L'Union européenne devrait s'élargir pour inclure tous les pays qui le souhaitent
- 2 L'Union européenne devrait s'élargir pour inclure seulement certains des pays qui le souhaitent
- 3 L'Union européenne ne devrait pas s'élargir
- 4 Aucun de ceux-ci (SPONTANE)
- 5 NSP

EB59.1 Q46

QB2 Pour chacun des pays suivants, seriez-vous favorable ou défavorable à ce qu'à l'avenir, il fasse partie de l'Union européenne ?

(ROTATION)

(LIRE)

	En faveur	Contre	NSP
1 Suisse	1	2	3
2 Norvège	1	2	3
3 Bosnie-Herzégovine	1	2	3
4 Croatie	1	2	3
5 Ancienne République yougoslave de Macédoine	1	2	3
6 Serbie et Monténégro (M)	1	2	3
7 Islande	1	2	3
8 Albanie	1	2	3
9 Bulgarie	1	2	3
10 Roumanie	1	2	3
11 Ukraine (N)	1	2	3
12 Turquie	1	2	3

EB58.1 Q41&Q42 TREND MODIFIED

QB3 Pour chacune des propositions suivantes, dites-moi si vous êtes tout à fait d'accord, plutôt d'accord, plutôt pas d'accord ou pas du tout d'accord.

(MONTRER CARTE)

Tout à fait d'accord	Plutôt d'accord	Plutôt pas d'accord	Pas du tout d'accord	NSP

(374)	1	Turkey partly belongs to Europe by its geography	1	2	3	4	5
(375)	2	Turkey partly belongs to Europe by its history	1	2	3	4	5
(376)	3	Turkey's accession to the European Union would strengthen the security in this region	1	2	3	4	5
(377)	4	Turkey's accession to the European Union would favour the mutual comprehension of European and Muslim values	1	2	3	4	5
(378)	5	The cultural differences between Turkey and the European Union Member States are too significant to allow for this accession	1	2	3	4	5
(379)	6	Turkey's accession would favour the rejuvenation of an ageing European population	1	2	3	4	5
(380)	7	Turkey's joining could risk favouring immigration to more developed countries in the European Union	1	2	3	4	5
(381)	8	To join the European Union in about ten years, Turkey will have to respect systematically Human Rights	1	2	3	4	5
(382)	9	To join the European Union in about ten years, Turkey will have to significantly improve the state of its economy	1	2	3	4	5

EB63.4 NEW

Let's move on to another topic

QC1 Have you personally heard about the European Constitution? (M)

(READ OUT - ONE ANSWER ONLY)

(374)	1	La Turquie appartient en partie à l'Europe de par sa géographie	1	2	3	4	5
(375)	2	La Turquie appartient en partie à l'Europe de par son histoire	1	2	3	4	5
(376)	3	L'adhésion de la Turquie à l'Union européenne renforcerait la sécurité dans la région	1	2	3	4	5
(377)	4	L'adhésion de la Turquie à l'Union européenne favoriserait la compréhension mutuelle des valeurs européennes et musulmanes	1	2	3	4	5
(378)	5	Les différences culturelles entre la Turquie et les Etats membres de l'Union européenne sont trop importantes pour permettre cette adhésion	1	2	3	4	5
(379)	6	L'adhésion de la Turquie favoriserait le rajeunissement d'une population européenne vieillissante	1	2	3	4	5
(380)	7	L'adhésion de la Turquie risquerait d'encourager l'immigration vers les pays les plus développés de l'Union européenne	1	2	3	4	5
(381)	8	Pour pouvoir adhérer à l'Union européenne dans une dizaine d'années, la Turquie devra respecter systématiquement les droits de l'homme	1	2	3	4	5
(382)	9	Pour pouvoir adhérer à l'Union européenne dans une dizaine d'années, la Turquie devra avoir amélioré significativement son niveau économique	1	2	3	4	5

EB63.4 NEW

Parlons maintenant d'un autre sujet.

QC1 Vous personnellement, avez-vous entendu parler de la Constitution européenne ? (M)

(LIRE - UNE SEULE REPONSE)

(383)

Yes, and overall you know its contents
Yes, but you know very little about its contents
No

EB62.1 QA1 TREND SLIGHTLY MODIFIED

DO NOT ASK in ES, EL, IT, SI, HU and LT - ES, EL, IT, SI, HU and LT GO TO QC5

QC2 According to what you know, would you say that you are in favour of or opposed to the European Constitution? (M)

(READ OUT - ONE ANSWER ONLY)

(384)

Totally in favour
Rather in favour
Rather opposed
Totally opposed
DK

EB62.1 QA2 TREND SLIGHTLY MODIFIED

IF "IN FAVOUR", CODE 1 OR 2 IN QC2

QC3 What are all the reasons why you are in favour of the European Constitution? (M)

(DO NOT READ OUT - CODE ALL SPONTANEOUS ANSWERS)

(385-398)

Essential in order to pursue European construction
Essential in order to manage the integration of the new member states of the European Union
Essential for the smooth running of the European institutions
First steps towards/Symbol of a social Europe
Strengthens the feeling of a European identity
Creates a true European citizenship
First steps towards/Symbol of a political unification of Europe
Strengthens the European Union over the United States
I've always been in favour of the European construction
Strengthens democracy in Europe/consults citizens
Supports the national government/certain political parties
I don't see what is negative in this text
Other (SPONTANEOUS)
DK

EB62.1 QA3 TREND SLIGHTLY MODIFIED

IF "OPPOSED", CODE 3 OR 4 IN QC2

(383)

Oui, et vous savez globalement quel est son contenu
Oui, mais vous savez très peu de choses sur son contenu
Non

EB62.1 QA1 TREND SLIGHTLY MODIFIED

NE PAS POSER en ES, EL, IT, SI, HU et LT - ES, EL, IT, SI, HU et LT ALLER EN QC5

QC2 D'après ce que vous en savez, diriez-vous que vous êtes favorable ou opposé(e) à la Constitution européenne ? (M)

(LIRE - UNE SEULE REPONSE)

(384)

Tout à fait favorable
Plutôt favorable
Plutôt opposé(e)
Tout à fait opposé(e)
NSP

EB62.1 QA2 TREND SLIGHTLY MODIFIED

SI "FAVORABLE", CODE 1 OU 2 EN QC2

QC3 Quelles sont toutes les raisons pour lesquelles vous êtes favorable à la Constitution européenne ? (M)

(NE PAS LIRE - CODER TOUTES LES REPONSES SPONTANEEES)

(385-398)

Indispensable pour poursuivre la construction européenne
Indispensable pour gérer l'intégration des nouveaux Etats membres de l'Union européenne
Indispensable pour le bon fonctionnement des institutions européennes
Premiers pas vers / Symbole d'une Europe sociale
Renforce le sentiment d'une identité européenne
Crée une vraie citoyenneté européenne
Premier pas vers / Symbole d'une unification politique de l'Europe
Renforce l'Union européenne face aux Etats-Unis
J'ai toujours été pour la construction européenne
Renforce la démocratie en Europe / consultation des citoyens
Soutien au Gouvernement national / à certains partis politiques
Je ne vois pas ce qu'il y a de négatif dans ce texte
Autre (SPONTANE)
NSP

EB62.1 QA3 TREND SLIGHTLY MODIFIED

SI "OPPOSE(E)", CODE 3 OU 4 EN QC2

QC4 What are all the reasons why you are opposed to the European Constitution? (M)

(DO NOT READ OUT - CODE ALL SPONTANEOUS ANSWERS)

(399-414)

- 1, The Constitution goes too far/advances too quickly (M)
- 2, Loss of national sovereignty
- 3, The Constitution does not go far enough (M)
- 4, Economically speaking, the Constitution is too liberal (M)
- 5, Not enough social Europe
- 6, Too technocratic/judicial/too much regulation
- 7, Lack of information
- 8, Too complex
- 9, Does not want Turkey in the European Union/Opposition to further enlargement
- 10, Not democratic enough
- 11, Opposes the national government/certain political parties
- 12, I am against Europe/European construction/European integration
- 13, I do not see what is positive in this Constitution (M)
- 14, No reference to the Christian roots of Europe (N)
- 15, Other (SPONTANEOUS)
- 16, DK

EB62.1 QA4 TREND MODIFIED

ASK ALL

QC5 For each of the following statements, tell me if, in your opinion, it is true or false. It is planned in the European Constitution that...(M)

	(READ OUT)	True.	False.	DK
--	------------	-------	--------	----

(415)	1	The position of a Foreign Affairs Minister of the European Union will be created	1	2	3
(416)	2	At least one million citizens of the European Union can request the adoption of a European law	1	2	3
(417)	3	The President of the European Council is directly elected by European citizens	1	2	3
(418)	4	A direct European tax will be created	1	2	3
(419)	5	National citizenship will disappear	1	2	3
(420)	6	A member state can leave the European Union if it wishes to do so	1	2	3

EB62.1 QA5 TREND SLIGHTLY MODIFIED

QC6 Who do you trust the most to inform you about the European Constitution? (M)

QC4 Quelles sont toutes les raisons pour lesquelles vous êtes opposé(e) à la Constitution européenne ? (M)

(NE PAS LIRE - CODER TOUTES LES REPONSES SPONTANÉES)

(399-414)

- 1, La Constitution va trop loin / trop vite (M)
- 2, Perte de la souveraineté nationale
- 3, La Constitution ne va pas assez loin (M)
- 4, La Constitution est trop libérale sur le plan économique (M)
- 5, Pas assez d'Europe sociale
- 6, Trop technocratique / juridique / trop de réglementation
- 7, Manque d'information
- 8, Trop complexe
- 9, Ne veut pas de la Turquie dans l'Union européenne / Rejet d'un nouvel élargissement
- 10, Pas assez démocratique
- 11, Opposition au Gouvernement national / à certains partis politiques
- 12, Je suis contre l'Europe / la construction européenne / l'intégration européenne
- 13, Je ne vois pas ce qu'il y a de positif dans cette Constitution (M)
- 14, Pas de référence aux racines chrétiennes de l'Europe (N)
- 15, Autre (SPONTANÉ)
- 16, NSP

EB62.1 QA4 TREND MODIFIED

A TOUS

QC5 Pour chacune des affirmations suivantes, dites-moi si, à votre avis, elle est vraie ou fausse. Il est prévu dans la Constitution européenne que ... (M)

	(LIRE)	Vrai.	Faux.	NSP
--	--------	-------	-------	-----

(415)	1	L'on crée un poste de Ministre des Affaires étrangères de l'Union européenne	1	2	3
(416)	2	Au moins un million de citoyens de l'Union européenne peuvent demander l'adoption d'une loi européenne	1	2	3
(417)	3	Le Président du Conseil européen est élu directement par les citoyens européens	1	2	3
(418)	4	L'on crée un impôt direct européen	1	2	3
(419)	5	La citoyenneté nationale disparaîtra	1	2	3
(420)	6	Un Etat membre peut sortir de l'Union européenne s'il le souhaite	1	2	3

EB62.1 QA5 TREND SLIGHTLY MODIFIED

QC6 A qui vous faites-vous le plus confiance pour vous informer sur la Constitution européenne ? (M)

(SHOW CARD - READ OUT - ONE ANSWER ONLY)

(421-422)

1	The European Commission
2	The European Parliament
3	The (NATIONALITY) Government
4	The (NATIONALITY) political parties
5	Local councillors
6	The (NATIONALITY) religious/denominational organisations
7	Journalists
8	Trade unions
9	Consumer organisations
10	Your relatives, your friends
11	Other (SPONTANEOUS)
12	DK

EB62.1 QA6 TREND SLIGHTLY MODIFIED

ASK ONLY in DK, FR, IE, PT, CZ, GB, NI, NL and PL (M)

QC7 We would like to know the likelihood of you voting in a referendum in (OUR COUNTRY) to ratify the text of the European Constitution. On a scale from 1 to 10, where 1 means that you would be certain of not going to vote and 10 means that you would be certain of going to vote in this referendum, where would you place yourself? The intermediate scores allow you to qualify your attitude. (M)

(SHOW CARD - RECORD THE NUMBERED ANSWER)

(423-424)

Would not vote		Would vote							
1	2	3	4	5	6	7	8	9	10

DK 11

EB62.1 QA8 TREND SLIGHTLY MODIFIED

ASK ALL

QC8 For each of the following please tell me whether you totally agree, tend to agree, tend to disagree or totally disagree. If all Member States adopt the Treaty establishing a Constitution for Europe, it will make the running of the European Union...

(ONE ANSWER PER LINE)

(READ OUT)	Totally agree	Tend to agree	Tend to disagree	Totally disagree	DK
------------	---------------	---------------	------------------	------------------	----

(425)	1	More democratic	1	2	3	4	5
(426)	2	More efficient	1	2	3	4	5
(427)	3	More transparent	1	2	3	4	5

(MONTRER CARTE - LIRE - UNE SEULE REPONSE)

(421-422)

1	A la Commission européenne
2	Au Parlement européen
3	Au Gouvernement (NATIONALITE)
4	Aux partis politiques (NATIONALITE)
5	Aux élus locaux
6	Aux organisations religieuses / confessionnelles (NATIONALITE)
7	Aux journalistes
8	Aux syndicats
9	Aux associations de consommateurs
10	A vos proches, vos amis
11	Autre (SPONTANE)
12	NSP

EB62.1 QA6 TREND SLIGHTLY MODIFIED

POSER UNIQUEMENT en DK, FR, IE, PT, CZ, GB, NI, NL et PL (M)

QC7 Nous aimerions connaître la probabilité que vous alliez voter à un référendum qui sera / serait organisé en (NOTRE PAYS) pour ratifier le texte de la Constitution européenne. Sur une échelle allant de 1 à 10, 1 signifiant que vous seriez certain(e) de ne pas aller voter et 10 que vous seriez certain(e) d'aller voter à ce référendum, où vous situeriez-vous? Les notes intermédiaires vous permettent de nuancer votre attitude. (M)

(MONTRER CARTE - ENREGISTRER LA REPONSE CHIFFREE)

(423-424)

N'irait pas voter		Irait voter							
1	2	3	4	5	6	7	8	9	10

NSP 11

EB62.1 QA8 TREND SLIGHTLY MODIFIED

A TOUS

QC8 Pour chacune des propositions suivantes, dites-moi si vous êtes tout à fait d'accord, plutôt d'accord, plutôt pas d'accord ou pas du tout d'accord. Si tous les Etats membres adoptaient le traité établissant une Constitution pour l'Europe, cela rendrait le fonctionnement de l'Union européenne ... ?

(UNE REPONSE PAR LIGNE)

(LIRE)	Tout à fait d'accord	Plutôt d'accord	Plutôt pas d'accord	Pas du tout d'accord	NSP
--------	----------------------	-----------------	---------------------	----------------------	-----

(425)	1	Plus démocratique	1	2	3	4	5
(426)	2	Plus efficace	1	2	3	4	5
(427)	3	Plus transparent	1	2	3	4	5

EB63.4 NEW

For each of the following please tell me whether you totally agree, tend to agree, tend to disagree or totally disagree. If all Member States adopt the Treaty establishing a Constitution for Europe, it will make the European Union...

(ONE ANSWER PER LINE)

(READ OUT)	Totally agree	Tend to agree	Tend to disagree	Totally disagree	DK
1 Stronger in the world	1	2	3	4	5
2 More competitive economically	1	2	3	4	5
3 More socially-minded	1	2	3	4	5

(428)

(429)

(430)

EB63.4 NEW

Now, let's move on to another topic

QD1 How would you judge the current situation in each of the following?

(SHOW CARD)

(READ OUT)	Very good	Rather good	Rather bad	Very bad	DK
1 The situation of the (NATIONALITY) economy	1	2	3	4	5
2 The situation of the European economy	1	2	3	4	5
3 The employment situation in (OUR COUNTRY)	1	2	3	4	5
4 The situation of the environment in (OUR COUNTRY)	1	2	3	4	5
5 The social welfare situation in (OUR COUNTRY)	1	2	3	4	5
6 Your quality of life	1	2	3	4	5
7 Your financial situation	1	2	3	4	5

(431)

(432)

(433)

(434)

(435)

(436)

(437)

EB62.1 QB1

QD2 For each of the following domains, would you say that the situation in (OUR COUNTRY) is better or less good than the average of the European Union countries?

(SHOW CARD)

EB63.4 NEW

Et pour chacune des propositions suivantes, dites-moi si vous êtes tout à fait d'accord, plutôt d'accord, plutôt pas d'accord ou pas du tout d'accord. Si tous les Etats membres adoptaient le traité établissant une Constitution pour l'Europe, cela rendrait l'Union européenne ...

(UNE REPONSE PAR LIGNE)

(LIRE)	Tout à fait d'accord	Plutôt d'accord	Plutôt pas d'accord	Pas du tout d'accord	NSP
1 Plus forte dans le monde	1	2	3	4	5
2 Plus compétitive économiquement	1	2	3	4	5
3 Plus sociale	1	2	3	4	5

(428)

(429)

(430)

EB63.4 NEW

Maintenant, parlons d'un autre sujet.

QD1 Comment jugez-vous la situation actuelle de chacun des domaines suivants ?

(MONTRER CARTE)

(LIRE)	Très bonne	Plutôt bonne	Plutôt mauvaise	Très mauvaise	NSP
1 La situation de l'économie (NATIONALITE)	1	2	3	4	5
2 La situation de l'économie européenne	1	2	3	4	5
3 La situation de l'emploi en (NOTRE PAYS)	1	2	3	4	5
4 La situation de l'environnement en (NOTRE PAYS)	1	2	3	4	5
5 La situation de la protection sociale en (NOTRE PAYS)	1	2	3	4	5
6 Votre qualité de vie	1	2	3	4	5
7 Votre situation financière	1	2	3	4	5

(431)

(432)

(433)

(434)

(435)

(436)

(437)

EB62.1 QB1

QD2 Pour chacun des domaines suivants, diriez-vous que la situation en (NOTRE PAYS) est meilleure ou moins bonne que celle de la moyenne des pays de l'Union européenne ?

(MONTRER CARTE)

	(READ OUT)	Much better	Somewhat better	Somewhat less good	Definitely less good	DK	
(438)	1 The situation of the (NATIONALITY) economy	1	2	3	4	5	6
(439)	2 The employment situation in (OUR COUNTRY)	1	2	3	4	5	6
(440)	3 The situation of the environment in (OUR COUNTRY)	1	2	3	4	5	6
(441)	4 The social welfare situation in (OUR COUNTRY)	1	2	3	4	5	6
(442)	5 The educational system (N)	1	2	3	4	5	6
(443)	6 The quality of life in (OUR COUNTRY)	1	2	3	4	5	6

EB62.1 QB2 TREND MODIFIED

QD3 According to you, in five years, will the situation in each of the following domains be better or less good than it is now?

(SHOW CARD)

	(READ OUT)	Much better	Somewhat better	Somewhat less good	Definitely less good	DK	
(444)	1 The situation of the (NATIONALITY) economy	1	2	3	4	5	6
(445)	2 The situation of the European economy	1	2	3	4	5	6
(446)	3 The employment situation in (OUR COUNTRY)	1	2	3	4	5	6
(447)	4 The situation of the environment in (OUR COUNTRY)	1	2	3	4	5	6
(448)	5 The social welfare situation in (OUR COUNTRY)	1	2	3	4	5	6
(449)	6 Your quality of life	1	2	3	4	5	6

EB62.1 QB3

QD4 In general, would you say that the standard of the quality of life in Europe at the moment is better or less good than in...?

(SHOW CARD)

	(LIRE)	Vraiment meilleure	Un peu meilleure	Un peu moins bonne	Vraiment moins bonne	NSP	
	1 La situation de l'économie (NATIONALITE)	1	2	3	4	5	6
	2 La situation de l'emploi en (NOTRE PAYS)	1	2	3	4	5	6
	3 La situation de l'environnement en (NOTRE PAYS)	1	2	3	4	5	6
	4 La situation de la protection sociale en (NOTRE PAYS)	1	2	3	4	5	6
	5 Le système éducatif (N)	1	2	3	4	5	6
	6 La qualité de vie en (NOTRE PAYS)	1	2	3	4	5	6

EB62.1 QB2 TREND MODIFIED

QD3 Selon vous dans cinq ans, la situation de chacun des domaines suivants sera-t-elle meilleure ou moins bonne que celle de maintenant ?

(MONTRER CARTE)

	(LIRE)	Vraiment meilleure	Un peu meilleure	Un peu moins bonne	Vraiment moins bonne	NSP	
	1 La situation de l'économie (NATIONALITE)	1	2	3	4	5	6
	2 La situation de l'économie européenne	1	2	3	4	5	6
	3 La situation de l'emploi en (NOTRE PAYS)	1	2	3	4	5	6
	4 La situation de l'environnement en (NOTRE PAYS)	1	2	3	4	5	6
	5 La situation de la protection sociale en (NOTRE PAYS)	1	2	3	4	5	6
	6 Votre qualité de vie	1	2	3	4	5	6

EB62.1 QB3

QD4 D'une manière générale, diriez-vous que le niveau de la qualité de vie en Europe en ce moment est meilleur ou moins bon que celui ... ?

(MONTRER CARTE)

(READ OUT)	Much better	Somewhat better	Same	Somewhat worse	Much worse	DK

- (450) 1 the United States
- (451) 2 Japan
- (452) 3 China
- (453) 4 India

EB62.1 QB4

QD5a Would you say that the European economy is performing better, performing worse or performing as well as the ... economy?

(SHOW CARD)	Performing better	Performing worse	Performing as well as	DK

- (454) 1 American
- (455) 2 Japanese
- (456) 3 Chinese
- (457) 4 Indian

EB62.1 QB5

QD5b For each of the following, please tell me whether in your opinion the European Union is ahead, behind or at the same level as the United States.

(SHOW CARD - ONE ANSWER PER LINE)	Ahead	Behind	At the same level	DK

- (458) 1 Scientific research
- (459) 2 Medical research
- (460) 3 Protection of the environment
- (461) 4 Innovation technology
- (462) 5 The healthcare system
- (463) 6 Education
- (464) 7 Fighting social disparities
- (465) 8 Fighting unemployment
- (466) 9 Fighting discrimination

(LIRE)	Vraiment meilleur	Un peu meilleur	Un peu moins bon	Vraiment moins bon	Identique	NSP

- (450) 1 Des États Unis
- (451) 2 Du Japon
- (452) 3 De la Chine
- (453) 4 De l'Inde

EB62.1 QB4

QD5a Diriez-vous que l'économie européenne est plus performante, moins performante ou aussi performante que l'économie ... ?

(MONTRER CARTE)	Plus performante	Moins performante	Aussi performante	NSP

- (454) 1 Américaine
- (455) 2 Japonaise
- (456) 3 Chinoise
- (457) 4 Indienne

EB62.1 QB5

QD5b Pour chacun des domaines suivants, dites-moi si selon vous l'Union européenne est en avance, en retard ou au même niveau que les États-Unis.

(MONTRER CARTE - UNE REPOSE PAR LIGNE)	En avance	En retard	Au même niveau	NSP

- (458) 1 La recherche scientifique
- (459) 2 La recherche médicale
- (460) 3 La protection de l'environnement
- (461) 4 L'innovation technologique
- (462) 5 Les systèmes de santé
- (463) 6 L'éducation
- (464) 7 La lutte contre les inégalités sociales
- (465) 8 La lutte contre le chômage
- (466) 9 La lutte contre les discriminations

(467)	10	The creation of companies	1	2	3	4
	EB63.4 NEW					
QD6	There are multiple consequences of the globalisation of trade. When you hear the word "globalisation", what comes to mind first?					
	(READ OUT - ONE ANSWER ONLY)					
	(468)					
	Opportunities for (NATIONALITY) companies in terms of new outlets					
	1 Foreign investments in (OUR COUNTRY)					
	2 Delocalisation of some companies to countries where labour is cheaper					
	3 Increased competition for (NATIONALITY) companies					
	4 Other (SPONTANEOUS)					
	5 DK					
	6					
	EB62.1 QB10					
QD7	Which of the following two points of view comes closest to yours? In general companies which relocate...					
	(READ OUT - ONE ANSWER ONLY)					
	(469)					
	Do not have any other choice if they want to avoid shutting down					
	1 Do so in order to increase their profit					
	2 DK					
	3					
	EB63.4 NEW					
QD8	Which of the following statements would you prioritise to improve the performance of the European economy? (M)					
	(READ OUT - MAX. 3 ANSWERS)					
	(470-477)					
	1 Increase the legal number of working hours					
	2 Improve education and professional training					
	3 Invest in research and innovation					
	4 Facilitate the creation of companies					
	5 Use energy more efficiently					
	6 Invest in transport infrastructure (motorways, railways, etc.)					
	7 Other (SPONTANEOUS)					
	8 DK					
	EB62.1 QB11 TREND SLIGHTLY MODIFIED					
QD9	In your opinion, could the European Union become the world's top economic power within the next five years?					
	(READ OUT - ONE ANSWER ONLY)					
	(LIRE - ONE SEULE REPOSE)					
(467)	10	La création d'entreprise	1	2	3	4
	EB63.4 NEW					
QD6	Les conséquences de la mondialisation des échanges sont multiples. Lorsque vous entendez le mot "mondialisation", à quoi pensez-vous avant tout ?					
	(LIRE - UNE SEULE REPOSE)					
	(468)					
	Aux opportunités en termes de nouveaux débouchés pour les entreprises (NATIONALITE)					
	1 Aux investissements étrangers dans (NOTRE PAYS)					
	2 Aux délocalisations de certaines entreprises vers des pays où la main d'œuvre est moins chère					
	3 A une concurrence accrue pour les entreprises (NATIONALITE)					
	4 Autre (SPONTANE)					
	5 NSP					
	6					
	EB62.1 QB10					
QD7	De laquelle des deux opinions suivantes vous sentez-vous le(la) plus proche ? D'une manière générale les entreprises qui délocalisent ...					
	(LIRE - UNE SEULE REPOSE)					
	(469)					
	N'ont pas d'autre choix si elles veulent éviter de fermer					
	1 Le font avant tout pour augmenter leur profit					
	2 NSP					
	3					
	EB63.4 NEW					
QD8	Parmi les propositions suivantes, quelles sont celles qui seraient votre priorité pour améliorer la performance de l'économie européenne ? (M)					
	(LIRE - MAX. 3 REPOSES)					
	(470-477)					
	1 Augmenter la durée légale du travail					
	2 Améliorer la formation professionnelle et l'éducation					
	3 Investir dans la recherche et l'innovation					
	4 Faciliter la création d'entreprises					
	5 Utiliser l'énergie de manière plus efficace					
	6 Investir dans les infrastructures de transports (autoroutes, chemins de fer, etc.)					
	7 Autre (SPONTANE)					
	8 NSP					
	EB62.1 QB11 TREND SLIGHTLY MODIFIED					
QD9	A votre avis, d'ici cinq ans, l'Union européenne peut-elle devenir la première puissance économique au monde ?					
	(LIRE - UNE SEULE REPOSE)					

(478)	
Yes, certainly	1
Yes, probably	2
No, probably not	3
No, certainly not	4
DK	5

EB62.1 QB13

Oui, certainement	1
Oui, probablement	2
Non, probablement pas	3
Non, certainement pas	4
NSP	5

EB62.1 QB13

TABLES OF RESULTS

QA2 Quand vous avez une opinion à laquelle vous tenez beaucoup, vous arrive-t-il de convaincre vos amis, vos collègues, vos relations d'adopter cette opinion ? Cela vous arrive-t-il ... ?
 QA2 When you hold a strong opinion, do you ever find yourself persuading your friends, relatives or fellow workers to share your views? Does this happen...?

	EU25		EU15		NMS		BE		CZ		DK		D-W		DE		D-E		EE	
	EB	EB	EB	EB	EB	EB	EB	EB	EB	EB	EB	EB	EB	EB	EB	EB	EB	EB	EB	EB
Souvent	63.4	62.0	63.4	63.4	63.4	62.0	63.4	62.0	63.4	62.0	63.4	62.0	63.4	62.0	63.4	62.0	63.4	62.0	63.4	62.0
De temps en temps	11	-1	11	13	10	+1	6	+1	19	0	9	-1	9	-1	9	-1	10	+1	14	+1
Rarement	37	0	38	30	38	-6	26	+2	34	-3	37	+3	40	+1	39	-1	35	-8	31	-2
Jamais	23	0	28	30	24	+3	35	+3	33	-3	33	-3	33	-3	35	-1	40	+5	27	+1
NSP	1	0	1	0	27	+5	32	-7	21	+1	17	+3	17	+3	17	+3	15	+1	27	0
	0	-1	0	0	0	-1	0	0	0	0	0	0	0	0	0	0	0	0	1	0

	EL		ES		FR		IE		IT		CY		LV		LT		LU			
	EB	EB	EB	EB	EB	EB	EB	EB	EB	EB	EB	EB	EB	EB	EB	EB	EB	EB		
Often	63.4	62.0	63.4	62.0	63.4	62.0	63.4	62.0	63.4	62.0	63.4	62.0	63.4	62.0	63.4	62.0	63.4	62.0	63.4	62.0
From time to time	16	-2	10	-3	7	-4	7	-3	15	+3	21	+2	16	0	21	0	14	-1	14	-1
Rarely	44	-2	29	+1	32	-3	38	-1	42	0	31	+2	35	+1	36	0	43	+1	43	+1
Never	20	0	25	+2	29	+2	29	+4	25	-2	27	+6	25	+1	21	+2	21	0	21	0
DK	0	-1	1	+1	31	+5	25	0	17	-1	21	-9	24	-1	21	-2	21	-1	21	-1
	0	-1	0	-1	0	-1	1	0	0	-1	0	-1	0	0	0	0	1	0	1	0

	HU		MT		NL		AT		PL		PT		SI		SK		FI			
	EB	EB	EB	EB	EB	EB	EB	EB	EB	EB	EB	EB	EB	EB	EB	EB	EB	EB		
Souvent	63.4	62.0	63.4	62.0	63.4	62.0	63.4	62.0	63.4	62.0	63.4	62.0	63.4	62.0	63.4	62.0	63.4	62.0	63.4	62.0
De temps en temps	14	+4	18	0	15	-3	7	-1	14	-1	11	-1	9	0	10	+1	8	-1	8	-1
Rarement	27	+2	47	+3	59	+1	47	-1	30	0	32	+1	32	+4	31	+2	31	+1	31	+1
Jamais	28	-1	21	+1	18	+2	32	+4	30	0	28	-1	31	+7	34	+1	38	0	38	0
NSP	0	0	14	-4	7	+1	11	-4	26	+1	28	+1	28	-10	25	-4	23	0	23	0
	0	0	0	0	0	-1	2	+1	1	0	1	0	0	-1	0	0	0	0	0	0

	SE		UK		BG		HR		RO		TR		CY (tcc)	
	EB	EB	EB	EB	EB	EB	EB	EB	EB	EB	EB	EB	EB	EB
Often	63.4	62.0	63.4	62.0	63.4	62.0	63.4	62.0	63.4	62.0	63.4	62.0	63.4	62.0
From time to time	19	+1	9	0	16	-1	22	-4	21	+4	25	-4	25	-1
Rarely	35	-3	41	+4	32	-3	36	-2	26	-4	35	+1	35	+2
Never	30	+3	23	-3	28	+2	21	+2	21	-7	15	-1	16	-3
DK	0	0	27	-1	21	+2	19	+2	29	+4	23	+2	19	0
	0	0	0	0	2	-1	1	0	3	+2	1	-1	5	+2

EUROBAROMETER 63

QA3 D'une façon générale, êtes-vous très satisfait(e), plutôt satisfait(e), plutôt pas satisfait(e) ou pas du tout satisfait(e) de la vie que vous menez ?
 QA3 On the whole, are you very satisfied, fairly satisfied, not very satisfied or not at all satisfied with the life you lead?

	EU25		EU25		EU15		NMS		BE		CZ		DK		D-W		DE		D-E		EE	
	EB	EB	EB	EB	EB	EB	EB	EB	EB	EB	EB	EB	EB	EB	EB	EB	EB	EB	EB	EB	EB	EB
Très satisfait(e)	63.4	62.0	63.4	62.0	63.4	62.0	63.4	62.0	63.4	62.0	63.4	62.0	63.4	62.0	63.4	62.0	63.4	62.0	63.4	62.0	63.4	62.0
Plutôt satisfait(e)	21	-2	22	13	33	0	13	+5	67	+3	24	+1	21	0	10	-1	21	0	10	-1	7	-1
Plutôt pas satisfait(e)	60	+2	61	55	56	-2	70	+1	31	-2	62	-1	62	-1	65	0	62	-1	65	0	60	-2
Pas du tout satisfait(e)	15	0	13	25	9	+2	15	-3	2	0	11	0	13	0	20	0	13	0	20	0	27	+1
NSP	4	0	3	7	3	+1	2	-2	1	0	2	-1	3	0	1	0	3	0	5	+1	5	+1
Satisfait(e)	1	+1	1	1	0	0	0	-1	0	0	1	+1	0	0	1	+1	0	0	0	0	0	-1
Pas satisfait(e)	80	-1	83	68	89	-2	83	+5	98	+2	86	0	83	-1	75	-1	83	-1	75	-1	67	-3
	19	0	17	31	11	+2	17	-4	2	-2	14	0	16	0	25	+1	16	0	25	+1	32	+2

	EL		ES		FR		IE		IT		CY		LV		LT		LU	
	EB	EB	EB	EB	EB	EB	EB	EB	EB	EB	EB	EB	EB	EB	EB	EB	EB	EB
Very satisfied	63.4	62.0	63.4	62.0	63.4	62.0	63.4	62.0	63.4	62.0	63.4	62.0	63.4	62.0	63.4	62.0	63.4	62.0
Fairly satisfied	11	-3	17	-13	19	+1	36	-3	9	-7	35	-11	8	+3	9	-2	49	-2
Not very satisfied	54	+2	69	+13	64	0	53	-1	64	+4	49	+5	53	+3	44	+1	46	+2
Not at all satisfied	26	-1	11	0	13	+1	8	+3	22	+2	13	+5	32	-2	34	+1	4	0
DK	9	+2	2	-1	3	-2	2	+1	4	0	3	0	6	-3	11	0	1	0
Satisfied	65	-1	85	-1	84	+2	90	-3	73	-3	84	-5	61	+6	53	-1	95	+1
Not satisfied	35	+1	14	+1	16	-1	9	+3	26	+2	16	+6	38	-6	45	+1	4	-1

	HU		MT		NL		AT		PL		PT		SI		SK		FI	
	EB	EB	EB	EB	EB	EB	EB	EB	EB	EB	EB	EB	EB	EB	EB	EB	EB	EB
Très satisfait(e)	63.4	62.0	63.4	62.0	63.4	62.0	63.4	62.0	63.4	62.0	63.4	62.0	63.4	62.0	63.4	62.0	63.4	62.0
Plutôt satisfait(e)	10	+3	28	-7	47	+3	19	-3	14	-1	5	+2	22	-5	9	+2	34	-3
Plutôt pas satisfait(e)	44	+1	57	+4	48	0	67	+4	55	-1	55	-1	68	+5	54	+2	61	+4
Pas du tout satisfait(e)	34	-2	13	+3	4	-2	12	-1	24	+2	29	-1	8	0	30	-2	4	-1
NSP	12	0	2	0	1	-1	1	0	6	0	10	+1	2	+1	7	-1	1	0
Satisfait(e)	54	+4	85	-3	95	+3	86	+1	68	-3	60	+1	90	0	63	+4	95	+1
Pas satisfait(e)	46	-3	15	+3	5	-3	13	-1	30	+2	39	-1	10	0	37	-3	5	-1

	SE		UK		BG		HR		RO		TR		CY (tcc)	
	EB	EB	EB	EB	EB	EB	EB	EB	EB	EB	EB	EB	EB	EB
Very satisfied	63.4	62.0	63.4	62.0	63.4	62.0	63.4	62.0	63.4	62.0	63.4	62.0	63.4	62.0
Fairly satisfied	47	+3	32	-1	2	-1	15	0	5	0	23	-4	33	-17
Not very satisfied	49	-3	56	-1	27	-2	51	-4	40	-3	50	+6	34	+18
Not at all satisfied	3	0	10	+3	41	+3	24	+2	40	+2	16	0	24	-3
DK	0	-1	2	0	29	0	10	+3	15	+2	11	-1	8	+2
Satisfied	96	0	88	-2	29	-3	66	-4	44	-4	73	+2	67	+1
Not satisfied	4	0	12	+3	70	+4	34	+5	55	+4	27	-2	32	-1

EUROBAROMETER 63

QA4.1 Quelles sont vos attentes pour les douze prochains mois : les douze prochains mois seront-ils meilleurs, moins bons ou sans changement, en ce qui concerne ... ?
 Votre vie en général
 QA4.1 What are your expectations for the next twelve months: will the next twelve months be better, worse or the same, when it comes to...?
 Your life in general

	EU25		EU25		EU15		NMS		BE		CZ		DK		D-W		DE		D-E		EE	
	EB	EB	EB	EB	EB	EB	EB	EB	EB	EB	EB	EB	EB	EB	EB	EB	EB	EB	EB	EB	EB	EB
Meilleurs	34	34	34	34	35	32	32	32	41	41	19	20	20	21	21	21	20	20	21	21	43	43
Moins bons	11	11	11	11	8	12	12	8	3	3	14	15	15	17	17	15	15	15	17	17	8	8
Sans changement	51	51	52	47	56	55	55	56	54	54	65	65	65	61	61	65	65	65	61	61	46	46
NSP	3	3	3	4	1	1	1	1	2	2	1	1	1	1	1	1	1	1	1	1	4	4

	EL		ES		FR		IE		IT		CY		LV		LT		LU	
	EB	EB	EB	EB	EB	EB	EB	EB	EB	EB	EB	EB	EB	EB	EB	EB	EB	EB
Better	33	40	40	40	42	49	49	37	37	35	35	42	42	35	35	35	30	30
Worse	22	9	10	10	10	4	4	14	14	16	16	11	11	15	15	15	5	5
Same	42	44	48	41	45	43	43	44	44	43	43	43	43	46	46	46	63	63
DK	3	3	3	3	3	4	4	5	5	6	6	4	4	4	4	4	3	3

	HU		MT		NL		AT		PL		PT		SI		SK		FI	
	EB	EB	EB	EB	EB	EB	EB	EB	EB	EB	EB	EB	EB	EB	EB	EB	EB	EB
Meilleurs	28	40	29	29	24	24	24	36	36	20	20	31	31	34	34	38	38	
Moins bons	21	13	7	7	9	9	9	15	15	27	27	9	9	17	17	4	4	
Sans changement	49	39	62	62	65	65	65	43	43	48	48	59	59	46	46	58	58	
NSP	1	8	1	1	2	2	2	6	6	5	5	1	1	3	3	0	0	

	SE		UK		BG		HR		RO		TR		CY (tcc)	
	EB	EB	EB	EB	EB	EB	EB	EB	EB	EB	EB	EB	EB	EB
Better	48	42	22	22	30	30	41	41	41	41	44	44	53	53
Worse	3	5	18	18	18	18	17	17	17	17	15	15	11	11
Same	47	49	56	56	48	48	36	36	36	36	31	31	27	27
DK	2	4	5	5	4	4	6	6	6	6	10	10	8	8

EUROBAROMETER 63

QA4.2. Quelles sont vos attentes pour les douze prochains mois : les douze prochains mois seront-ils meilleurs, moins bons ou sans changement, en ce qui concerne ... ?

La situation économique en (NOTRE PAYS)

QA4.2. What are your expectations for the next twelve months: will the next twelve months be better, worse or the same, when it comes to...?

The economic situation in (OUR COUNTRY)

	EU25		EU25		EU15		NMS		BE		CZ		DK		D-W		DE		D-E		EE	
	EB	EB	EB	EB	EB	EB	EB	EB	EB	EB	EB	EB	EB	EB	EB	EB	EB	EB	EB	EB	EB	EB
Meilleurs	63.4	62.0	63.4	62.0	63.4	62.0	63.4	62.0	63.4	62.0	63.4	62.0	63.4	62.0	63.4	62.0	63.4	62.0	63.4	62.0	63.4	62.0
Moins bons	19	+1	18	22	16	+2	24	+14	24	+3	18	+5	17	+4	14	+1	35	-3	14	+1	35	-3
Sans changement	37	-6	38	32	46	-6	29	-23	12	-6	47	-12	48	-12	54	-8	14	+1	54	-8	14	+1
NSP	6	0	6	7	2	-1	5	0	60	+3	34	+8	33	+8	31	+8	2	0	2	0	6	-1

	EL		ES		FR		IE		IT		CY		LV		LT		LU	
	EB	EB	EB	EB	EB	EB	EB	EB	EB	EB	EB	EB	EB	EB	EB	EB	EB	EB
Better	63.4	62.0	63.4	62.0	63.4	62.0	63.4	62.0	63.4	62.0	63.4	62.0	63.4	62.0	63.4	62.0	63.4	62.0
Worse	11	-3	24	+1	17	-1	34	-2	19	+2	15	+7	27	+2	30	-5	18	-1
Same	59	+1	26	-5	42	-7	14	-1	43	-5	56	-12	26	-4	23	+7	29	-6
DK	27	+1	40	+1	35	+8	42	+2	33	+3	23	+7	40	+1	41	-1	45	+5
	3	+1	10	+4	6	0	9	0	5	0	6	-1	7	0	7	-1	7	+1

	HU		MT		NL		AT		PL		PT		SI		SK		FI	
	EB	EB	EB	EB	EB	EB	EB	EB	EB	EB	EB	EB	EB	EB	EB	EB	EB	EB
Meilleurs	63.4	62.0	63.4	62.0	63.4	62.0	63.4	62.0	63.4	62.0	63.4	62.0	63.4	62.0	63.4	62.0	63.4	62.0
Moins bons	16	-2	23	+3	23	+3	15	-3	22	-3	9	-3	17	-9	25	+5	14	-6
Sans changement	41	+3	36	-10	29	-20	32	-6	32	0	60	+2	35	+6	32	-13	27	+6
NSP	39	0	28	+7	46	+18	48	+10	36	+1	27	+2	43	+6	38	+7	56	-1
	4	-1	12	-2	3	0	5	-1	10	+2	4	-1	4	-4	5	0	2	0

	SE		UK		BG		HR		RO		TR		CY (tcc)	
	EB	EB	EB	EB	EB	EB	EB	EB	EB	EB	EB	EB	EB	EB
Better	63.4	62.0	63.4	62.0	63.4	62.0	63.4	62.0	63.4	62.0	63.4	62.0	63.4	62.0
Worse	16	-8	15	+1	17	-3	16	+1	33	-6	40	-1	48	+5
Same	31	+4	27	-4	20	-1	41	-3	25	+5	27	0	16	-5
DK	48	+6	46	+3	49	+6	38	+3	30	+1	23	0	27	+5
	5	-2	12	-1	14	-2	5	-1	13	+1	9	0	9	-4

EUROBAROMETER 63

QA4.3 Quelles sont vos attentes pour les douze prochains mois : les douze prochains mois seront-ils meilleurs, moins bons ou sans changement, en ce qui concerne ... ?

La situation financière de votre ménage

QA4.3 What are your expectations for the next twelve months: will the next twelve months be better, worse or the same, when it comes to...?

The financial situation of your household

	EU25		EU25		EU15		NMS		BE		CZ		DK		D-W		DE		D-E		EE	
	EB	EB	EB	EB	EB	EB	EB	EB	EB	EB	EB	EB	EB	EB	EB	EB	EB	EB	EB	EB	EB	EB
Meilleurs	63,4	62,0	63,4	62,0	63,4	62,0	63,4	62,0	63,4	62,0	63,4	62,0	63,4	62,0	63,4	62,0	63,4	62,0	63,4	62,0	63,4	62,0
Moins bons	24	0	24	0	24	0	24	0	24	0	23	+13	33	+5	15	+2	14	+1	12	0	34	0
Sans changement	18	-3	17	-2	22	-1	11	-4	17	-17	6	-3	27	-7	22	-7	23	-6	27	-3	10	-1
NSP	55	+3	56	+3	51	+5	64	+3	58	+5	1	-2	60	-2	62	+6	62	+6	60	+4	54	+2
	3	0	3	0	3	0	3	0	1	-1	1	-2	1	0	1	0	1	0	1	0	3	+1

	EL		ES		FR		IE		IT		CY		LV		LT		LU	
	EB	EB	EB	EB	EB	EB	EB	EB	EB	EB	EB	EB	EB	EB	EB	EB	EB	EB
Better	63,4	62,0	63,4	62,0	63,4	62,0	63,4	62,0	63,4	62,0	63,4	62,0	63,4	62,0	63,4	62,0	63,4	62,0
Worse	19	-3	30	0	29	-1	37	+3	24	0	16	+2	34	+5	28	-5	21	0
Same	25	-2	13	-2	17	-4	6	-2	18	-2	29	-10	16	-4	16	+2	7	-3
DK	54	+5	54	+1	50	+4	52	-3	54	0	52	+9	47	0	51	+3	69	+1
	2	+1	3	+1	4	+1	5	+2	4	+1	2	-2	3	-2	4	-1	3	+1

	HU		MT		NL		AT		PL		PT		SI		SK		FI	
	EB	EB	EB	EB	EB	EB	EB	EB	EB	EB	EB	EB	EB	EB	EB	EB	EB	EB
Meilleurs	63,4	62,0	63,4	62,0	63,4	62,0	63,4	62,0	63,4	62,0	63,4	62,0	63,4	62,0	63,4	62,0	63,4	62,0
Moins bons	19	-2	20	+1	25	+5	18	-3	25	+4	14	-1	21	-2	26	+6	25	+1
Sans changement	29	-1	18	0	19	-8	12	-3	22	-5	31	-2	16	+1	27	-7	5	-2
NSP	51	+4	57	+3	56	+7	68	+8	49	+3	53	+4	62	+2	44	+1	69	+1
	2	-1	5	-3	1	-2	2	-2	4	-1	3	0	1	-2	3	0	0	-1

	SE		UK		BG		HR		RO		TR		CY (tcc)	
	EB	EB	EB	EB	EB	EB	EB	EB	EB	EB	EB	EB	EB	EB
Better	63,4	62,0	63,4	62,0	63,4	62,0	63,4	62,0	63,4	62,0	63,4	62,0	63,4	62,0
Worse	33	-2	31	-2	16	-2	24	0	35	-7	35	-2	47	+7
Same	12	+2	11	+1	24	+1	22	+1	20	+3	18	0	11	+1
DK	54	+2	54	0	55	+6	51	0	37	+1	41	+2	37	+1
	1	-2	4	0	5	-5	4	0	7	+2	7	+1	5	-8

EUROBAROMETER 63

QA4.4. Quelles sont vos attentes pour les douze prochains mois : les douze prochains mois seront-ils meilleurs, moins bons ou sans changement, en ce qui concerne ... ?

La situation de l'emploi en (NOTRE PAYS)

QA4.4. What are your expectations for the next twelve months: will the next twelve months be better, worse or the same, when it comes to...?

The employment situation in (OUR COUNTRY)

	EU25		EU25		EU15		NMS		BE		CZ		DK		D-W		DE		D-E		EE	
	EB	EB	EB	EB	EB	EB	EB	EB	EB	EB	EB	EB	EB	EB	EB	EB	EB	EB	EB	EB	EB	EB
Meilleurs	63,4	62,0	63,4	62,0	63,4	62,0	63,4	62,0	63,4	62,0	63,4	62,0	63,4	62,0	63,4	62,0	63,4	62,0	63,4	62,0	63,4	62,0
Moins bons	18	+1	18	21	14	+3	21	+13	30	+4	16	+6	15	+5	8	-1	32	-1	32	-1	32	-1
Sans changement	42	-5	43	36	52	-10	34	-11	21	-10	52	-18	54	-16	62	-9	17	-1	62	-9	17	-1
NSP	34	+3	33	37	32	+6	40	+2	45	+7	30	+12	29	+11	27	+8	29	+11	27	+8	41	+2
	6	0	6	6	2	0	5	-4	4	-1	2	0	2	0	3	+2	2	0	3	+2	10	+1

	EL		ES		FR		IE		IT		CY		LV		LT		LU	
	EB	EB	EB	EB	EB	EB	EB	EB	EB	EB	EB	EB	EB	EB	EB	EB	EB	EB
Better	63,4	62,0	63,4	62,0	63,4	62,0	63,4	62,0	63,4	62,0	63,4	62,0	63,4	62,0	63,4	62,0	63,4	62,0
Worse	8	-4	25	+2	19	0	33	-2	16	0	11	+1	27	+2	34	-5	14	-3
Same	63	+6	29	-7	50	0	17	-1	46	-5	61	+7	20	-7	20	+6	55	+1
DK	25	-3	36	+1	26	+1	41	+4	32	+5	20	-8	45	+7	37	+1	26	+2
	4	+1	10	+4	4	-2	10	0	5	0	8	0	9	-1	9	-2	5	0

	HU		MT		NL		AT		PL		PT		SI		SK		FI	
	EB	EB	EB	EB	EB	EB	EB	EB	EB	EB	EB	EB	EB	EB	EB	EB	EB	EB
Meilleurs	63,4	62,0	63,4	62,0	63,4	62,0	63,4	62,0	63,4	62,0	63,4	62,0	63,4	62,0	63,4	62,0	63,4	62,0
Moins bons	14	-3	23	0	25	+4	13	-1	22	0	8	-2	12	-6	26	0	14	-6
Sans changement	44	+9	40	-7	38	-10	42	-5	36	0	59	-3	50	+12	38	0	41	+5
NSP	36	-5	24	+6	33	+6	39	+6	37	+1	29	+6	36	-2	31	-1	44	+2
	6	-1	13	+1	3	0	6	0	5	-1	4	0	2	-4	5	0	2	0

	SE		UK		BG		HR		RO		TR		CY (tcc)	
	EB	EB	EB	EB	EB	EB	EB	EB	EB	EB	EB	EB	EB	EB
Better	63,4	62,0	63,4	62,0	63,4	62,0	63,4	62,0	63,4	62,0	63,4	62,0	63,4	62,0
Worse	20	-5	16	+2	15	-3	17	-1	24	-5	33	0	42	+7
Same	38	+5	28	+1	23	+1	44	-3	40	+11	35	+3	16	-7
DK	38	+3	43	-3	45	+9	34	+5	24	-2	25	-1	30	+5
	5	-1	12	0	17	-7	5	-1	12	-4	7	-2	11	-6

EUROBAROMETER 63

Q4.5 Quelles sont vos attentes pour les douze prochains mois : les douze prochains mois seront-ils meilleurs, moins bons ou sans changement, en ce qui concerne ... ?
 Votre situation professionnelle
 Q4.5 What are your expectations for the next twelve months: will the next twelve months be better, worse or the same, when it comes to...?
 Your personal job situation

	EU25		EU25		EU15		NMS		BE		CZ		DK		D-W		DE		D-E		EE	
	EB	EB	EB	EB	EB	EB	EB	EB	EB	EB	EB	EB	EB	EB	EB	EB	EB	EB	EB	EB	EB	EB
Meilleurs	63,4	62,0	63,4	62,0	63,4	62,0	63,4	62,0	63,4	62,0	63,4	62,0	63,4	62,0	63,4	62,0	63,4	62,0	63,4	62,0	63,4	62,0
Moins bons	22	0	23	19	19	+1	17	+7	21	-1	14	0	14	0	16	+3	16	+3	26	0	26	0
Sans changement	9	-1	9	12	4	-3	11	-2	3	-1	11	-1	11	-1	13	-1	12	-1	6	0	6	0
NSP	61	+1	61	58	69	+3	58	+3	73	0	65	+3	64	+1	63	-4	63	+1	53	-5	53	-5
	8	0	8	11	7	-2	14	-8	3	+2	10	-1	10	0	8	+2	10	0	16	+6	16	+6

	EL		ES		FR		IE		IT		CY		LV		LT		LU	
	EB	EB	EB	EB	EB	EB	EB	EB	EB	EB	EB	EB	EB	EB	EB	EB	EB	EB
Better	63,4	62,0	63,4	62,0	63,4	62,0	63,4	62,0	63,4	62,0	63,4	62,0	63,4	62,0	63,4	62,0	63,4	62,0
Worse	17	-5	27	0	26	-2	29	-3	27	+1	14	-2	24	+3	23	+1	16	-4
Same	15	0	9	-2	6	-1	4	+1	12	0	18	+5	8	-3	19	0	6	-1
DK	61	+4	59	+1	59	+2	60	+3	57	-1	57	-9	43	+4	38	-3	73	+7
	8	+2	5	+1	8	-1	7	-1	4	0	11	+6	25	-4	20	+3	6	-1

	HU		MT		NL		AT		PL		PT		SI		SK		FI	
	EB	EB	EB	EB	EB	EB	EB	EB	EB	EB	EB	EB	EB	EB	EB	EB	EB	EB
Meilleurs	63,4	62,0	63,4	62,0	63,4	62,0	63,4	62,0	63,4	62,0	63,4	62,0	63,4	62,0	63,4	62,0	63,4	62,0
Moins bons	12	-2	18	+7	23	+4	18	-3	21	+5	11	-1	16	-1	20	+3	18	+3
Sans changement	20	-4	13	+7	8	0	6	-1	9	-1	17	-4	8	-1	16	-1	4	0
NSP	55	+6	45	+23	59	+1	67	+6	62	-4	66	+4	70	+4	49	-1	76	-3
	12	-1	24	-36	10	-4	9	-2	8	0	6	0	6	-2	15	-1	1	-1

	SE		UK		BG		HR		RO		TR		CY (tcc)	
	EB	EB	EB	EB	EB	EB	EB	EB	EB	EB	EB	EB	EB	EB
Better	63,4	62,0	63,4	62,0	63,4	62,0	63,4	62,0	63,4	62,0	63,4	62,0	63,4	62,0
Worse	29	+4	25	-3	13	-2	18	+2	26	+2	31	-1	41	+5
Same	4	-2	5	+2	12	0	11	0	11	+1	14	-1	7	-3
DK	61	-3	60	0	64	+3	50	-2	33	-2	47	+2	43	+6
	6	+1	10	+2	11	-2	21	0	30	-2	7	-1	9	-8

EUROBAROMETER 63

Q45 Si vous comparez votre situation actuelle à celle d'il y a cinq ans, pensez-vous qu'elle s'est améliorée, qu'elle est restée à peu près la même ou qu'elle s'est dégradée ?
 Q45 If you compare your present situation with five years ago, would you say it has improved, stayed about the same, or got worse?

	EU25		EU15		NMS		BE		CZ		DK		D-W		DE		D-E		EE	
	EB	EB	EB	EB	EB	EB	EB	EB	EB	EB	EB	EB	EB	EB	EB	EB	EB	EB	EB	EB
S'est améliorée	63.4	62.0	63.4	63.4	63.4	62.0	63.4	62.0	63.4	62.0	63.4	62.0	63.4	62.0	63.4	62.0	63.4	62.0	63.4	62.0
Restée la même	37	-2	38	32	40	-3	38	+11	58	+2	24	-3	24	-2	24	+2	24	+2	58	+2
S'est dégradée	32	0	33	30	36	-5	36	-1	37	-1	37	-1	37	-2	38	-4	38	-4	25	0
NSP	1	0	1	2	0	0	1	-1	0	-1	0	0	0	0	0	0	1	+1	1	0

	EL		ES		FR		IE		IT		CY		LV		LT		LU	
	EB	EB	EB	EB	EB	EB	EB	EB	EB	EB	EB	EB	EB	EB	EB	EB	EB	EB
Improved	63.4	62.0	63.4	62.0	63.4	62.0	63.4	62.0	63.4	62.0	63.4	62.0	63.4	62.0	63.4	62.0	63.4	62.0
Stayed about the same	32	-6	46	0	36	-4	60	-3	33	-2	44	+1	49	+4	39	-3	47	+1
Got worse	28	-2	36	0	31	+1	29	+4	34	-1	27	+1	29	-1	35	+1	39	-1
DK	40	+8	17	0	33	+4	10	-1	32	+4	28	-2	21	-4	26	+4	13	-1
	0	-1	1	+1	1	0	2	+2	2	+1	1	+1	1	0	1	-1	1	0

	HU		MT		NL		AT		PL		PT		SI		SK		FI	
	EB	EB	EB	EB	EB	EB	EB	EB	EB	EB	EB	EB	EB	EB	EB	EB	EB	EB
S'est améliorée	63.4	62.0	63.4	62.0	63.4	62.0	63.4	62.0	63.4	62.0	63.4	62.0	63.4	62.0	63.4	62.0	63.4	62.0
Restée la même	24	-1	46	+3	45	0	32	+1	30	+1	20	-8	40	0	29	+2	51	-4
S'est dégradée	37	+1	27	-2	27	-1	46	+5	25	+2	41	+7	40	+3	35	+1	37	+4
NSP	39	+1	27	+1	27	+1	21	-4	42	-4	38	+1	20	-2	36	-3	12	+1
	0	-1	0	-1	1	0	1	-2	3	+1	1	0	0	-1	1	0	0	0

	SE		UK		BG		HR		RO		TR		CY (tcc)	
	EB	EB	EB	EB	EB	EB	EB	EB	EB	EB	EB	EB	EB	EB
Improved	63.4	62.0	63.4	62.0	63.4	62.0	63.4	62.0	63.4	62.0	63.4	62.0	63.4	62.0
Stayed about the same	58	-2	54	-3	16	0	30	-2	36	-6	47	+2	62	+6
Got worse	26	0	26	+1	36	0	35	0	32	+5	25	+5	25	-2
DK	16	+2	19	+2	44	-3	34	+4	30	0	27	-7	10	-5
	0	-1	1	0	4	+3	1	-1	2	+1	0	-1	2	0

EUROBAROMETER 63

QA6 Au cours des cinq années à venir, vous attendez-vous à ce que votre situation personnelle s'améliore, reste à peu près la même ou se dégrade ?
 QA6 In the course of the next five years, do you expect your personal situation to improve, to stay about the same or to get worse?

	EU25		EU25		EU15		NMS		BE		CZ		DK		D-W		DE		D-E		EE	
	EB	EB	EB	EB	EB	EB	EB	EB	EB	EB	EB	EB	EB	EB	EB	EB	EB	EB	EB	EB	EB	EB
S'améliore	42	62,0	42	62,0	42	62,0	40	62,0	36	62,0	46	62,0	26	62,0	25	62,0	23	62,0	23	62,0	54	62,0
Reste la même	38	0	39	0	35	0	47	-3	43	+2	45	+2	50	+3	50	+2	51	+2	51	+1	30	+1
Se dégrade	14	-2	14	-1	15	-1	11	-1	14	-1	6	-2	3	-1	21	-5	23	-3	23	-3	8	-3
NSP	5	0	4	0	9	0	1	-1	7	-4	2	+1	3	-1	3	-1	3	0	3	0	8	-2

	EL		ES		FR		IE		IT		CY		LV		LT		LU	
	EB	EB	EB	EB	EB	EB	EB	EB	EB	EB	EB	EB	EB	EB	EB	EB	EB	EB
Améliore	35	-5	57	+1	45	-2	55	-3	40	-1	39	-1	51	+2	45	-3	41	0
Stay about the same	31	+3	32	+2	35	+1	34	+2	36	-3	32	+5	31	0	30	0	51	+1
Get worse	25	+2	8	0	18	+1	4	-1	15	+1	19	0	10	-1	15	+5	6	0
DK	9	+1	4	-2	3	+1	7	+2	9	+3	10	-4	7	-2	10	-2	2	-1

	HU		MT		NL		AT		PL		PT		SI		SK		FI	
	EB	EB	EB	EB	EB	EB	EB	EB	EB	EB	EB	EB	EB	EB	EB	EB	EB	EB
S'améliore	41	+4	51	+3	40	+3	33	-2	42	+2	47	-3	42	-2	44	+6	42	-2
Reste la même	34	-3	23	+3	46	0	56	+6	33	+3	30	+2	43	+6	33	-1	49	+3
Se dégrade	19	0	11	-5	11	-4	9	-2	15	-2	16	-1	13	-1	18	-3	7	-1
NSP	6	-1	14	-2	2	-1	3	0	11	-2	7	+2	3	-3	5	-1	1	0

	SE		UK		BG		HR		RO		TR		CY (tcc)	
	EB	EB	EB	EB	EB	EB	EB	EB	EB	EB	EB	EB	EB	EB
Améliore	53	+2	55	0	28	-4	41	-3	56	-8	53	0	65	+5
Stay about the same	37	-3	33	-1	36	+4	35	-1	25	+5	23	0	20	-1
Get worse	8	+2	8	0	15	0	15	+1	10	+3	13	-2	6	-1
DK	2	-1	3	0	21	+1	9	+2	10	+1	10	0	8	-5

EUROBAROMETER 63

QA7.1. Je voudrais maintenant vous poser une question à propos de la confiance que vous inspirent certaines institutions. Pour chacune des institutions suivantes, pourriez-vous me dire si vous avez plutôt confiance ou plutôt pas confiance en elle.

La justice / le système judiciaire (NATIONALITE)

QA7.1. I would like to ask you a question about how much trust you have in certain institutions. For each of the following institutions, please tell me if you tend to trust it or tend not to trust it.

Justice/the (NATIONALITY) legal system

	EU25		EU15		NMS		BE		CZ		DK		D-W		DE		D-E		EE	
	EB	EB	EB	EB	EB	EB	EB	EB	EB	EB	EB	EB	EB	EB	EB	EB	EB	EB	EB	EB
Plutôt confiance	63.4	62.0	63.4	63.4	63.4	62.0	63.4	62.0	63.4	62.0	63.4	62.0	63.4	62.0	63.4	62.0	63.4	62.0	63.4	62.0
Plutôt pas confiance	50	+5	53	30	48	+9	32	0	83	+4	61	+1	59	0	47	-6	49	+5	42	-2
NSP	6	-1	41	62	49	-7	61	0	14	-2	36	+1	38	+3	51	+11	42	-2	49	-2
			5	8	3	-1	6	-2	3	-3	3	-2	3	-3	2	-6	9	-3	9	-3

	EL		ES		FR		IE		IT		CY		LV		LT		LU	
	EB	EB	EB	EB	EB	EB	EB	EB	EB	EB	EB	EB	EB	EB	EB	EB	EB	EB
Tend to trust	63.4	62.0	63.4	62.0	63.4	62.0	63.4	62.0	63.4	62.0	63.4	62.0	63.4	62.0	63.4	62.0	63.4	62.0
Tend not to trust	53	-13	47	+2	53	+14	52	+6	43	+8	64	+3	37	+3	30	+2	65	+10
DK	46	+15	46	-3	43	-13	39	-5	49	-4	30	-1	47	-5	58	-3	26	-6
	1	-2	7	+1	4	-1	9	-1	8	-4	6	-2	16	+2	12	+1	9	-4

	HU		MT		NL		AT		PL		PT		SI		SK		FI	
	EB	EB	EB	EB	EB	EB	EB	EB	EB	EB	EB	EB	EB	EB	EB	EB	EB	EB
Plutôt confiance	63.4	62.0	63.4	62.0	63.4	62.0	63.4	62.0	63.4	62.0	63.4	62.0	63.4	62.0	63.4	62.0	63.4	62.0
Plutôt pas confiance	50	-2	45	+8	65	+8	74	+6	23	+7	41	+5	34	+7	27	0	78	+5
NSP	43	+4	46	-7	33	-5	21	-3	69	-8	53	-6	61	-3	67	+2	21	-4
	7	-2	10	0	2	-2	5	-3	8	+1	6	+2	4	-5	6	-2	1	-1

	SE		UK		BG		HR		RO		TR		CY (tcc)	
	EB	EB	EB	EB	EB	EB	EB	EB	EB	EB	EB	EB	EB	EB
Tend to trust	63.4	62.0	63.4	62.0	63.4	62.0	63.4	62.0	63.4	62.0	63.4	62.0	63.4	62.0
Tend not to trust	64	+6	54	+4	20	0	24	0	35	+9	69	+4	60	-1
DK	32	-3	38	-7	70	+5	67	0	56	-7	26	-5	36	+3
	4	-3	8	+3	10	-5	8	-1	9	-2	4	0	4	-2

EUROBAROMETER 63

Q47.2 Je voudrais maintenant vous poser une question à propos de la confiance que vous inspirent certaines institutions. Pour chacune des institutions suivantes, pourriez-vous me dire si vous avez plutôt confiance ou plutôt pas confiance en elle.

Les partis politiques

Q47.2 I would like to ask you a question about how much trust you have in certain institutions. For each of the following institutions, please tell me if you tend to trust it or tend not to trust it.

Political parties

	EU25		EU15		NMS		BE		CZ		DK		D-W		DE		D-E		EE	
	EB	EB	EB	EB	EB	EB	EB	EB	EB	EB	EB	EB	EB	EB	EB	EB	EB	EB	EB	EB
Plutôt confiance	63.4	62.0	63.4	63.4	63.4	62.0	63.4	62.0	63.4	62.0	63.4	62.0	63.4	62.0	63.4	62.0	63.4	62.0	63.4	62.0
Plutôt pas confiance	19	+2	21	9	30	+7	11	+1	51	+12	19	+5	18	+5	78	-5	84	-1	72	-3
NSP	6	0	5	6	4	0	4	-1	6	-3	4	0	4	0	3	-1	3	-1	11	+3

	EL		ES		FR		IE		IT		CY		LV		LT		LU	
	EB	EB	EB	EB	EB	EB	EB	EB	EB	EB	EB	EB	EB	EB	EB	EB	EB	EB
Tend to trust	63.4	62.0	63.4	62.0	63.4	62.0	63.4	62.0	63.4	62.0	63.4	62.0	63.4	62.0	63.4	62.0	63.4	62.0
Tend not to trust	23	+6	24	-4	14	+1	24	+6	19	-1	21	-5	10	+4	10	-6	46	+11
DK	76	-4	69	+3	81	-1	66	-3	75	+4	72	+5	82	-3	81	+5	43	-8
	2	-1	8	+2	6	+1	10	-2	6	-3	7	0	8	-1	10	+2	11	-3

	HU		MT		NL		AT		PL		PT		SI		SK		FI	
	EB	EB	EB	EB	EB	EB	EB	EB	EB	EB	EB	EB	EB	EB	EB	EB	EB	EB
Plutôt confiance	63.4	62.0	63.4	62.0	63.4	62.0	63.4	62.0	63.4	62.0	63.4	62.0	63.4	62.0	63.4	62.0	63.4	62.0
Plutôt pas confiance	16	-2	29	+1	35	+1	31	+8	5	0	19	+2	23	+6	11	+2	37	+11
NSP	9	-3	14	-2	4	-2	6	-1	5	+2	75	-2	74	-2	83	-2	59	-11
	75	+5	58	+3	61	+1	63	-8	91	+2	6	0	4	-3	5	-2	59	-11
	9	-3	14	-2	4	-2	6	-1	5	-1	6	0	4	-3	5	-2	4	0

	SE		UK		BG		HR		RO		TR		CY (tcc)	
	EB	EB	EB	EB	EB	EB	EB	EB	EB	EB	EB	EB	EB	EB
Tend to trust	63.4	62.0	63.4	62.0	63.4	62.0	63.4	62.0	63.4	62.0	63.4	62.0	63.4	62.0
Tend not to trust	22	-2	22	+7	11	0	11	+4	22	+4	28	+4	40	+15
DK	73	+6	70	-8	83	+5	84	-2	69	+1	65	-5	52	-16
	5	-4	7	0	6	-5	6	-1	9	-5	7	+1	7	0

EUROBAROMETER 63

Q47.3 Je voudrais maintenant vous poser une question à propos de la confiance que vous inspirent certaines institutions. Pour chacune des institutions suivantes, pourriez-vous me dire si vous avez plutôt confiance ou plutôt pas confiance en elle.

Le Gouvernement (NATIONALITE)

Q47.3 I would like to ask you a question about how much trust you have in certain institutions. For each of the following institutions, please tell me if you tend to trust it or tend not to trust it.

The (NATIONALITY) Government

	EU25		EU15		NMS		BE		CZ		DK		D-W		DE		D-E		EE	
	EB	EB	EB	EB	EB	EB	EB	EB	EB	EB	EB	EB	EB	EB	EB	EB	EB	EB	EB	EB
Plutôt confiance	63.4	62.0	63.4	63.4	63.4	62.0	63.4	62.0	63.4	62.0	63.4	62.0	63.4	62.0	63.4	62.0	63.4	62.0	63.4	62.0
Plutôt pas confiance	31	-3	33	20	44	+6	73	-4	55	-1	55	+3	28	-6	27	-6	23	-8	44	-3
NSP	6	0	6	6	3	-2	4	-3	3	-2	3	-2	5	0	4	-2	4	-3	8	+2

	EL		ES		FR		IE		IT		CY		LV		LT		LU	
	EB	EB	EB	EB	EB	EB	EB	EB	EB	EB	EB	EB	EB	EB	EB	EB	EB	EB
Tend to trust	63.4	62.0	63.4	62.0	63.4	62.0	63.4	62.0	63.4	62.0	63.4	62.0	63.4	62.0	63.4	62.0	63.4	62.0
Tend not to trust	40	-10	40	-11	24	-5	40	+1	29	+1	60	-5	35	+9	25	-13	68	+1
DK	57	+12	51	+10	71	+6	52	0	64	+2	32	+2	56	-11	66	+12	25	+3
	3	-2	10	+3	5	-1	8	-1	8	-2	7	+2	10	+3	8	-1	7	-4

	HU		MT		NL		AT		PL		PT		SI		SK		FI	
	EB	EB	EB	EB	EB	EB	EB	EB	EB	EB	EB	EB	EB	EB	EB	EB	EB	EB
Plutôt confiance	63.4	62.0	63.4	62.0	63.4	62.0	63.4	62.0	63.4	62.0	63.4	62.0	63.4	62.0	63.4	62.0	63.4	62.0
Plutôt pas confiance	32	-8	40	-6	40	+2	49	+4	11	-2	33	+6	40	+5	22	0	68	+1
NSP	9	+9	50	+11	58	-1	45	+1	84	+2	60	-6	57	+2	73	+2	30	-1
	-1	-1	10	-5	2	-1	6	-5	5	-1	7	+1	3	-7	5	-1	2	0

	SE		UK		BG		HR		RO		TR		CY (tcc)	
	EB	EB	EB	EB	EB	EB	EB	EB	EB	EB	EB	EB	EB	EB
Tend to trust	63.4	62.0	63.4	62.0	63.4	62.0	63.4	62.0	63.4	62.0	63.4	62.0	63.4	62.0
Tend not to trust	33	-8	34	+2	20	-6	22	-4	43	+3	76	-4	62	+12
DK	62	+11	60	-4	70	+7	71	+7	49	-3	21	+4	32	-10
	5	-3	6	+2	9	-3	7	-2	8	-1	3	0	6	-2

EUROBAROMETER 63

Q47.4. Je voudrais maintenant vous poser une question à propos de la confiance que vous inspirent certaines institutions. Pour chacune des institutions suivantes, pourriez-vous me dire si vous avez plutôt confiance ou plutôt pas confiance en elle.

Le (PARLEMENT NATIONALITE)

Q47.4. I would like to ask you a question about how much trust you have in certain institutions. For each of the following institutions, please tell me if you tend to trust it or tend not to trust it.

The (NATIONALITY PARLIAMENT)

	EU25		EU15		NMS		BE		CZ		DK		D-W		DE		D-E		EE	
	EB	EB	EB	EB	EB	EB	EB	EB	EB	EB	EB	EB	EB	EB	EB	EB	EB	EB	EB	EB
Plutôt confiance	63.4	62.0	63.4	63.4	63.4	62.0	63.4	62.0	63.4	62.0	63.4	62.0	63.4	62.0	63.4	62.0	63.4	62.0	63.4	62.0
Plutôt pas confiance	35	-3	39	16	49	+3	17	-1	74	+4	74	-4	37	-4	35	-4	25	-7	41	0
NSP	9	+1	9	6	4	-1	4	-3	3	-3	3	-3	6	-1	6	-1	6	-2	8	0

	EL		ES		FR		IE		IT		CY		LV		LT		LU	
	EB	EB	EB	EB	EB	EB	EB	EB	EB	EB	EB	EB	EB	EB	EB	EB	EB	EB
Tend to trust	63.4	62.0	63.4	62.0	63.4	62.0	63.4	62.0	63.4	62.0	63.4	62.0	63.4	62.0	63.4	62.0	63.4	62.0
Tend not to trust	47	-14	37	-11	33	-5	40	0	35	+4	54	-9	27	+6	15	-8	64	0
DK	51	+15	50	+7	55	+2	50	+2	55	-4	37	+6	62	-9	77	+8	24	+1
	2	0	13	+4	11	+2	11	-1	9	-1	9	+3	10	+2	8	0	12	-1

	HU		MT		NL		AT		PL		PT		SI		SK		FI	
	EB	EB	EB	EB	EB	EB	EB	EB	EB	EB	EB	EB	EB	EB	EB	EB	EB	EB
Plutôt confiance	63.4	62.0	63.4	62.0	63.4	62.0	63.4	62.0	63.4	62.0	63.4	62.0	63.4	62.0	63.4	62.0	63.4	62.0
Plutôt pas confiance	29	-9	38	-6	53	+4	52	+1	8	0	40	-3	39	+3	23	-2	67	-1
NSP	9	-1	15	-2	3	-1	10	-6	4	-1	8	-1	3	-8	7	-1	31	+1
	63	+11	48	+9	43	-4	38	+5	88	+1	52	+3	58	+5	70	+3	31	+1

	SE		UK		BG		HR		RO		TR		CY (tcc)	
	EB	EB	EB	EB	EB	EB	EB	EB	EB	EB	EB	EB	EB	EB
Tend to trust	63.4	62.0	63.4	62.0	63.4	62.0	63.4	62.0	63.4	62.0	63.4	62.0	63.4	62.0
Tend not to trust	46	-10	36	-1	11	-6	20	-5	35	+3	73	-3	57	+4
DK	47	+10	51	-3	81	+10	73	+7	57	-3	22	+2	34	-5
	7	-1	13	+3	8	-3	7	-2	8	0	4	0	8	0

EUROBAROMETER 63

Q47.5 Je voudrais maintenant vous poser une question à propos de la confiance que vous inspirent certaines institutions. Pour chacune des institutions suivantes, pourriez-vous me dire si vous avez plutôt confiance ou plutôt pas confiance en elle.

L'Union européenne

Q47.5 I would like to ask you a question about how much trust you have in certain institutions. For each of the following institutions, please tell me if you tend to trust it or tend not to trust it.

The European Union

	EU25		EU15		NMS		BE		CZ		DK		D-W		DE		D-E		EE	
	EB	EB	EB	EB	EB	EB	EB	EB	EB	EB	EB	EB	EB	EB	EB	EB	EB	EB	EB	EB
Plutôt confiance	63.4	62.0	63.4	63.4	63.4	62.0	63.4	62.0	63.4	62.0	63.4	62.0	63.4	62.0	63.4	62.0	63.4	62.0	63.4	62.0
Plutôt pas confiance	44	-6	42	53	58	-5	43	0	52	0	43	-8	39	-7	39	-11	39	-11	52	-4
NSP	13	-1	12	15	3	-3	10	-6	9	-2	9	+8	10	0	10	-1	10	-2	15	-4

	EL		ES		FR		IE		IT		LV		LT		LU	
	EB	EB	EB	EB	EB	EB	EB	EB	EB	EB	EB	EB	EB	EB	EB	EB
Tend to trust	63.4	62.0	63.4	62.0	63.4	62.0	63.4	62.0	63.4	62.0	63.4	62.0	63.4	62.0	63.4	62.0
Tend not to trust	57	-6	46	-15	39	-11	48	-10	56	0	54	-5	48	+1	56	-12
DK	38	+7	40	+13	50	+10	29	+9	33	+6	34	+4	33	+1	25	+10
	5	-1	15	+3	11	+2	23	+1	11	-7	12	+2	19	-2	19	+3

	HU		MT		NL		AT		PL		PT		SI		SK		FI	
	EB	EB	EB	EB	EB	EB	EB	EB	EB	EB	EB	EB	EB	EB	EB	EB	EB	EB
Plutôt confiance	63.4	62.0	63.4	62.0	63.4	62.0	63.4	62.0	63.4	62.0	63.4	62.0	63.4	62.0	63.4	62.0	63.4	62.0
Plutôt pas confiance	58	-6	53	-4	42	-7	42	-3	52	+2	57	-6	55	-5	55	-5	41	-4
NSP	30	+7	31	+5	52	+11	48	+9	31	+4	29	+7	37	+9	31	+7	53	+3
	11	-2	16	-1	7	-3	10	-6	17	-6	13	-2	8	-4	14	-2	6	+1

	SE		UK		BG		HR		RO		TR		CY (tcc)	
	EB	EB	EB	EB	EB	EB	EB	EB	EB	EB	EB	EB	EB	EB
Tend to trust	63.4	62.0	63.4	62.0	63.4	62.0	63.4	62.0	63.4	62.0	63.4	62.0	63.4	62.0
Tend not to trust	32	-1	27	-8	56	-2	28	-14	68	-6	41	-10	51	+2
DK	58	+4	53	+6	25	+6	58	+15	19	+8	50	+11	42	0
	10	-2	20	+2	19	-4	14	-2	13	-2	10	0	7	-2

EUROBAROMETER 63

Q47.6 Je voudrais maintenant vous poser une question à propos de la confiance que vous inspirent certaines institutions. Pour chacune des institutions suivantes, pourriez-vous me dire si vous avez plutôt confiance ou plutôt pas confiance en elle.

L'Organisation des Nations Unies

Q47.6 I would like to ask you a question about how much trust you have in certain institutions. For each of the following institutions, please tell me if you tend to trust it or tend not to trust it.

The United Nations

	EU25		EU15		NMS		BE		CZ		DK		D-W		DE		D-E		EE	
	EB	EB	EB	EB	EB	EB	EB	EB	EB	EB	EB	EB	EB	EB	EB	EB	EB	EB	EB	EB
Plutôt confiance	63.4	62.0	63.4	63.4	63.4	62.0	63.4	62.0	63.4	62.0	63.4	62.0	63.4	62.0	63.4	62.0	63.4	62.0	63.4	62.0
Plutôt pas confiance	52	-2	51	54	60	-2	59	+5	73	+2	73	+2	49	0	49	-3	50	-12	57	-3
NSP	14	+1	13	20	4	-4	14	-4	10	-1	10	-1	11	-1	11	-1	11	0	23	0

	EL		ES		FR		IE		IT		CY		LV		LT		LU	
	EB	EB	EB	EB	EB	EB	EB	EB	EB	EB	EB	EB	EB	EB	EB	EB	EB	EB
Tend to trust	63.4	62.0	63.4	62.0	63.4	62.0	63.4	62.0	63.4	62.0	63.4	62.0	63.4	62.0	63.4	62.0	63.4	62.0
Tend not to trust	30	-8	40	-12	50	-2	56	-7	50	+3	25	-9	51	+2	46	-9	61	+1
DK	62	+7	43	+8	37	0	22	+6	39	+2	66	+6	21	-1	21	+5	25	-2
	8	+1	17	+4	14	+3	22	+2	12	-5	9	+3	28	-1	33	+5	14	+1

	HU		MT		NL		AT		PL		PT		SI		SK		FI	
	EB	EB	EB	EB	EB	EB	EB	EB	EB	EB	EB	EB	EB	EB	EB	EB	EB	EB
Plutôt confiance	63.4	62.0	63.4	62.0	63.4	62.0	63.4	62.0	63.4	62.0	63.4	62.0	63.4	62.0	63.4	62.0	63.4	62.0
Plutôt pas confiance	55	-6	60	-5	60	-3	60	+5	55	-4	57	-4	52	-6	50	-3	70	-1
NSP	17	+3	18	+2	32	+2	29	+1	24	+3	27	+4	39	+11	31	+3	25	+2
	17	+3	22	+2	7	-1	11	-5	21	+1	16	0	9	-5	20	+2	5	-1

	SE		UK		BG		HR		RO		TR		CY (tcc)	
	EB	EB	EB	EB	EB	EB	EB	EB	EB	EB	EB	EB	EB	EB
Tend to trust	63.4	62.0	63.4	62.0	63.4	62.0	63.4	62.0	63.4	62.0	63.4	62.0	63.4	62.0
Tend not to trust	74	0	54	-4	51	-1	36	-15	66	-1	35	-7	40	-2
DK	19	+2	29	0	24	+4	48	+14	18	+4	50	+5	49	+1
	7	-2	17	+4	25	-3	16	+2	16	-3	15	+1	11	0

EUROBAROMETER 63

QA8a D'une façon générale, pensez-vous que le fait pour (NOTRE PAYS) de faire partie de l'Union européenne est ... ?
 QA8a Generally speaking, do you think that (OUR COUNTRY)'s membership of the European Union is...?

	EU25		EU15		NMS		BE		CZ		DK		D-W		DE		D-E		EE	
	EB	EB	EB	EB	EB	EB	EB	EB	EB	EB	EB	EB	EB	EB	EB	EB	EB	EB	EB	EB
Une bonne chose	63,4	62,0	63,4	63,4	63,4	62,0	63,4	62,0	63,4	62,0	63,4	62,0	63,4	62,0	63,4	62,0	63,4	62,0	63,4	62,0
Une mauvaise chose	54	-2	55	51	67	-6	49	+4	59	-2	59	-1	58	-2	52	-6	52	-6	48	-4
Une chose ni bonne, ni mauvaise	15	+2	16	9	9	+3	11	+1	17	+4	14	+1	14	+2	11	0	11	0	10	0
NSP	27	-1	25	37	23	+3	39	-3	22	-1	24	-1	26	0	35	+4	35	+4	39	+3
	4	+1	4	3	1	0	2	-1	2	0	2	0	2	0	2	+1	2	+1	4	+1
A good thing	63,4	62,0	63,4	62,0	63,4	62,0	63,4	62,0	63,4	62,0	63,4	62,0	63,4	62,0	63,4	62,0	63,4	62,0	63,4	62,0
A bad thing	56	-5	66	-6	51	-5	75	-2	56	-1	43	-9	42	+2	59	-10	59	-10	80	-5
Neither good nor bad	13	+4	9	+2	16	+2	6	+2	16	+2	16	+1	12	-2	11	+5	11	+5	5	+1
DK	29	+1	19	+3	30	+2	14	+1	24	-2	40	+10	43	0	26	+4	26	+4	13	+3
	1	-1	6	+1	2	0	5	0	4	+1	2	-1	3	+1	4	+1	4	+1	2	+1
Une bonne chose	63,4	62,0	63,4	62,0	63,4	62,0	63,4	62,0	63,4	62,0	63,4	62,0	63,4	62,0	63,4	62,0	63,4	62,0	63,4	62,0
Une mauvaise chose	42	-7	40	-5	77	+2	37	-9	53	+3	61	+2	49	-3	54	-3	54	-3	45	-3
Une chose ni bonne, ni mauvaise	12	+2	19	+2	8	-1	23	+5	8	0	12	+3	9	+4	6	+2	6	+2	18	+2
NSP	43	+7	36	+6	14	-1	37	+5	36	-1	21	-5	41	+3	38	+1	38	+1	35	0
	3	-2	5	-4	1	0	3	0	4	-1	7	+1	1	-3	2	-1	2	-1	2	+1
A good thing	63,4	62,0	63,4	62,0	63,4	62,0	63,4	62,0	63,4	62,0	63,4	62,0	63,4	62,0	63,4	62,0	63,4	62,0	63,4	62,0
A bad thing	44	-4	36	-2	44	-4	36	-2	44	-4	36	-2	44	-4	36	-2	44	-4	36	-2
Neither good nor bad	28	+4	27	+5	27	+5	27	+5	27	+5	27	+5	27	+5	27	+5	27	+5	27	+5
DK	27	0	28	-5	27	-5	27	-5	27	-5	27	-5	27	-5	27	-5	27	-5	27	-5
	1	0	9	+3	1	0	9	+3	1	0	9	+3	1	0	9	+3	1	0	9	+3

EUROBAROMETER 63

QA8b D'une façon générale, pensez-vous que le fait pour (NOTRE PAYS) de faire partie de l'Union européenne sera ... ?
 QA8b Generally speaking, do you think that (OUR COUNTRY)'s membership of the European Union would be...?

	BG		HR		RO		TR		CY (tcc)	
	EB	EB	EB	EB	EB	EB	EB	EB	EB	EB
Une bonne chose	63,4	62,0	63,4	62,0	63,4	62,0	63,4	62,0	63,4	62,0
Une mauvaise chose	54	-5	27	-3	64	-11	59	-3	71	+1
Une chose ni bonne, ni mauvaise	7	+1	29	+5	6	+2	20	+8	13	+1
NSP	30	+4	40	-1	22	+8	17	-3	11	-1
	10	+1	3	-1	7	-1	3	-2	4	-1

EUROBAROMETER 63

QA9a Tout bien considéré, estimez-vous que (NOTRE PAYS) a bénéficié ou non de son appartenance à l'Union européenne ?
 QA9a Taking everything into consideration, would you say that (OUR COUNTRY) has or not benefited from being a member of the European Union?

	EU25		EU15		NMS		BE		CZ		DK		D-W		DE		D-E		EE	
	EB	EB	EB	EB	EB	EB	EB	EB	EB	EB	EB	EB	EB	EB	EB	EB	EB	EB	EB	EB
Bénéficié	63.4	62.0	63.4	63.4	63.4	62.0	63.4	62.0	63.4	62.0	63.4	62.0	63.4	62.0	63.4	62.0	63.4	62.0	63.4	62.0
Pas bénéficié	55	+2	54	59	59	-3	56	+14	70	0	52	+2	50	+1	45	+1	45	+1	58	+2
NSP	33	-1	34	28	28	+3	33	-8	20	0	41	-1	43	+1	48	+2	48	+2	28	-3
	12	0	12	13	13	0	11	-5	10	0	7	-2	7	-2	7	-2	7	-3	14	0

	EL		ES		FR		IE		IT		CY		LV		LT		LU			
	EB	EB	EB	EB	EB	EB	EB	EB	EB	EB	EB	EB	EB	EB	EB	EB	EB	EB	EB	
Bénéficié	63.4	62.0	63.4	62.0	63.4	62.0	63.4	62.0	63.4	62.0	63.4	62.0	63.4	62.0	63.4	62.0	63.4	62.0	63.4	62.0
Not benefited	69	-7	69	-1	53	-1	87	0	52	+2	41	+1	57	+6	72	-6	72	-6	72	0
DK	24	+6	15	-2	34	-1	6	0	34	-1	49	-2	31	-5	12	+3	21	+2	21	+2
	7	+1	15	+2	13	+3	7	0	14	-1	10	+1	12	-1	15	+2	7	-1	7	-1

	HU		MT		NL		AT		PL		PT		SI		SK		FI			
	EB	EB	EB	EB	EB	EB	EB	EB	EB	EB	EB	EB	EB	EB	EB	EB	EB	EB		
Bénéficié	63.4	62.0	63.4	62.0	63.4	62.0	63.4	62.0	63.4	62.0	63.4	62.0	63.4	62.0	63.4	62.0	63.4	62.0	63.4	62.0
Pas bénéficié	47	-1	53	+2	67	+8	41	-2	62	+7	67	-1	62	+4	63	+1	50	+1	50	+1
NSP	39	+6	30	0	28	-5	46	+1	25	-5	24	+3	31	+3	27	+2	43	-2	43	-2
	14	-5	17	-2	4	-5	13	+1	14	-1	9	-2	6	-8	11	-2	7	-2	7	0

	SE		UK	
	EB	EB	EB	EB
Bénéficié	63.4	62.0	63.4	62.0
Not benefited	36	0	40	+1
DK	50	+3	42	-3
	14	-3	18	+2

EUROBAROMETER 63

QA9b Tout bien considéré, estimez-vous que (NOTRE PAYS) bénéficiera ou non de son appartenance à l'Union européenne ?
 QA9b Taking everything into consideration, would you say that (OUR COUNTRY) will get advantages or not from being a member of the European Union?

	BG		HR		RO		TR		CY (tcc)	
	EB	EB	EB	EB	EB	EB	EB	EB	EB	EB
Bénéficia	63,4	62,0	63,4	62,0	63,4	62,0	63,4	62,0	63,4	62,0
Ne bénéficiera pas	62	-3	36	-2	70	-6	68	-5	79	+4
NSP	16	+2	53	+4	13	+5	25	+7	15	-1
	21	0	11	-2	16	0	7	-3	6	-3

EUROBAROMETER 63

QA10 En général, l'Union européenne évoque-t-elle pour vous une image très positive, assez positive, neutre, assez négative ou très négative ?
 QA10 In general, does the European Union conjure up for you a very positive, fairly positive, neutral, fairly negative or very negative image?

	EU25		EU15		NMS		BE		CZ		DK		D-W		DE		D-E		EE	
	EB	EB	EB	EB	EB	EB	EB	EB	EB	EB	EB	EB	EB	EB	EB	EB	EB	EB	EB	EB
Très positive	63.4	62.0	63.4	62.0	63.4	62.0	63.4	62.0	63.4	62.0	63.4	62.0	63.4	62.0	63.4	62.0	63.4	62.0	63.4	62.0
Assez positive	8	-2	9	8	6	-4	5	+1	5	-1	7	+1	6	+1	3	0	3	0	5	0
Neutre	38	-2	38	40	49	0	38	+3	30	-2	37	-4	36	-5	34	-9	34	-9	33	0
Assez négative	32	-1	31	37	32	0	36	-2	41	+1	34	-1	41	+1	37	+1	46	+6	49	+1
Très négative	14	+2	15	11	10	+3	17	0	19	+3	18	+4	17	+3	13	0	13	0	11	+1
NSP	4	+1	5	2	2	0	4	+1	5	+1	4	+1	4	+1	3	+2	3	+2	1	-1
Positive	2	0	2	2	1	+1	1	0	1	-1	0	-1	0	-1	1	0	1	0	1	0
Négative	47	-3	47	48	56	-3	43	+3	35	-3	44	-3	42	-5	37	-9	37	-9	38	0
	19	+4	20	13	12	+4	21	+1	23	+3	22	+5	21	+5	16	+2	16	+2	12	0

	EL		ES		FR		IE		IT		CY		LV		LT		LU	
	EB	EB	EB	EB	EB	EB	EB	EB	EB	EB	EB	EB	EB	EB	EB	EB	EB	EB
Very positive	63.4	62.0	63.4	62.0	63.4	62.0	63.4	62.0	63.4	62.0	63.4	62.0	63.4	62.0	63.4	62.0	63.4	62.0
Fairly positive	10	-5	9	-12	8	0	21	-10	18	+1	16	+8	5	-1	9	-10	18	+3
Neutral	44	+1	48	+6	40	-5	47	+3	46	-1	40	-3	35	+2	40	-1	40	-6
Fairly negative	32	+3	29	-1	27	-1	19	+3	25	-2	28	-2	45	+2	39	+7	29	+1
Very negative	11	+2	7	+1	18	+5	5	+1	8	+2	13	+2	11	-2	6	+2	9	+1
DK	4	+1	1	0	5	+1	2	+2	2	+1	2	-5	2	-1	1	0	2	0
Positive	0	-2	5	+3	2	0	5	+1	2	0	1	0	2	0	5	+2	2	0
Negative	54	-4	57	-5	49	-4	68	-7	63	-1	56	+5	40	0	49	-11	58	-3
	15	+4	8	+2	23	+6	7	+3	10	+2	15	-3	13	-2	7	+2	11	+2

	HU		MT		NL		AT		PL		PT		SI		SK		FI	
	EB	EB	EB	EB	EB	EB	EB	EB	EB	EB	EB	EB	EB	EB	EB	EB	EB	EB
Très positive	63.4	62.0	63.4	62.0	63.4	62.0	63.4	62.0	63.4	62.0	63.4	62.0	63.4	62.0	63.4	62.0	63.4	62.0
Assez positive	6	+1	10	-4	2	-1	4	-1	9	+1	9	+4	10	-6	8	+1	2	-3
Neutre	37	-4	38	+7	36	-5	26	-3	42	+4	47	-8	47	+1	38	-3	27	-4
Assez négative	40	+2	27	-3	42	+3	35	-2	35	-5	26	+1	35	+6	42	+2	47	+4
Très négative	12	0	14	+3	18	+5	26	+6	11	+2	10	0	5	+1	9	0	20	+1
NSP	3	+1	6	-1	2	-1	7	+1	2	0	3	+2	1	0	1	0	2	0
Positive	2	+1	5	-1	0	0	2	-1	2	-1	6	+3	2	-2	2	0	1	0
Negative	43	-3	48	+3	38	-7	30	-4	51	+5	56	-4	57	-5	46	-2	30	-5
	15	+1	19	0	20	+4	33	+7	12	+1	12	+1	6	+1	10	0	22	+1

	SE		UK		BG		HR		RO		TR		CY (tcc)	
	EB	EB	EB	EB	EB	EB	EB	EB	EB	EB	EB	EB	EB	EB
Very positive	63.4	62.0	63.4	62.0	63.4	62.0	63.4	62.0	63.4	62.0	63.4	62.0	63.4	62.0
Fairly positive	4	-1	5	+1	21	-6	7	-1	23	-7	30	+2	47	+14
Neutral	30	+3	24	-3	39	+3	31	-7	40	-2	30	-5	21	-3
Fairly negative	33	+3	31	-2	25	+5	28	+1	20	+6	12	-3	14	-14
Very negative	24	-1	23	+2	7	0	24	+7	6	+3	10	0	8	+1
DK	8	+2	12	+3	2	0	7	+1	1	0	15	+6	6	0
Positive	1	+1	6	+1	6	-1	2	-2	6	0	3	-2	3	+2
Negative	34	-4	28	-4	60	-3	28	-8	66	-10	61	-2	68	+11
	32	+1	35	+4	9	0	32	+10	7	+3	24	+5	14	+1

EUROBAROMETER 63

QA11 Etes-vous pour ou contre l'évolution vers une union politique européenne ?
QA11 Are you, yourself, for or against the development towards a European political union?

	EU25		EU15		NMS		BE		CZ		DK		D-W		DE		D-E		EE	
	EB	EB	EB	EB	EB	EB	EB	EB	EB	EB	EB	EB	EB	EB	EB	EB	EB	EB	EB	EB
Pour	63.4	62.0	63.4	63.4	63.4	62.0	63.4	62.0	63.4	62.0	63.4	62.0	63.4	62.0	63.4	62.0	63.4	62.0	63.4	62.0
Contre	58	-1	57	67	67	-4	66	-4	65	+4	46	+4	64	+6	64	+4	63	-3	59	-3
NSP	28	0	31	17	17	+4	29	+4	24	-1	45	0	29	-3	29	-2	31	+6	23	-1
	13	0	13	16	16	-1	5	-1	12	-2	10	-2	8	-2	7	-2	7	-1	18	+4

	EL		ES		FR		IE		IT		CY		LV		LT		LU	
	EB	EB	EB	EB	EB	EB	EB	EB	EB	EB	EB	EB	EB	EB	EB	EB	EB	EB
For	63.4	62.0	63.4	62.0	63.4	62.0	63.4	62.0	63.4	62.0	63.4	62.0	63.4	62.0	63.4	62.0	63.4	62.0
Against	67	-4	68	-6	54	+2	51	-8	69	0	63	-4	60	+2	62	-12	63	+10
DK	24	+3	13	+1	38	+1	16	-1	16	-1	22	+1	23	-4	15	+6	24	-10
	9	+1	19	+5	8	-3	33	+8	15	+1	15	+3	17	+3	23	+6	13	0

	HU		MT		NL		AT		PL		PT		SI		SK		FI	
	EB	EB	EB	EB	EB	EB	EB	EB	EB	EB	EB	EB	EB	EB	EB	EB	EB	EB
Pour	63.4	62.0	63.4	62.0	63.4	62.0	63.4	62.0	63.4	62.0	63.4	62.0	63.4	62.0	63.4	62.0	63.4	62.0
Contre	73	0	61	-2	53	-5	40	-9	66	0	61	-5	76	-1	74	0	38	-2
NSP	16	+1	25	+3	39	+5	44	+12	16	-1	14	-1	13	+6	14	+2	50	-1
	11	-1	14	-1	8	0	16	-3	19	+2	25	+5	11	-4	13	-1	12	+3

	SE		UK		BG		HR		RO		TR		CY (tcc)	
	EB	EB	EB	EB	EB	EB	EB	EB	EB	EB	EB	EB	EB	EB
Pour	63.4	62.0	63.4	62.0	63.4	62.0	63.4	62.0	63.4	62.0	63.4	62.0	63.4	62.0
Against	42	+2	34	0	73	0	52	-3	77	-5	61	-6	71	+7
DK	47	-1	50	+1	8	0	36	+7	7	+2	30	+7	16	-9
	11	-1	16	-1	19	-1	12	-4	16	+3	9	-1	12	+1

EUROBAROMETER 63

QA12 Que représente l'Union européenne pour vous personnellement ? (PLUSIEURS REPONSES POSSIBLES - ROTATION DE HAUT EN BAS / DE BAS EN HAUT)
 QA12 What does the European Union mean to you personally? (MULTIPLE ANSWERS POSSIBLE - ROTATE TOP TO BOTTOM/BOTTOM TO TOP)

	EU25		EU15		NMS		BE		CZ		DK		D-W		DE		D-E		EE		
	EB	63.4	EB	63.4	EB	63.4	EB	63.4	EB	63.4	EB	63.4	EB	63.4	EB	63.4	EB	63.4	EB	63.4	
La paix	37	+1	38	30	42	-2	30	-6	30	+1	49	0	55	+2	53	+1	47	+2	18	-5	
La prospérité économique	21	-1	20	25	30	-2	30	-3	30	+1	32	-3	16	+1	15	+1	12	+1	16	-5	
La démocratie	24	-1	24	24	29	-5	26	-3	26	-3	31	-4	13	+5	31	+5	26	+8	16	-2	
La protection sociale	12	-1	12	14	15	-4	12	-1	16	+2	16	-2	13	+5	13	+5	7	+1	17	-5	
La liberté de voyager, étudier et travailler partout d	52	-1	50	62	58	-5	67	+1	62	+5	62	+5	61	+3	58	+1	48	-4	50	0	
La diversité culturelle	29	-1	31	19	32	-6	19	-3	33	0	33	0	45	+7	44	+6	37	+1	19	-4	
Une voix plus importante dans le monde	29	-2	29	36	-4	22	-3	31	-6	31	-6	31	-6	27	+4	27	+1	27	+1	27	+1
L'euro	37	-7	39	24	57	-9	29	-6	29	-6	31	-5	50	-5	49	-8	43	-20	25	+1	
Le chômage	19	+1	20	17	24	0	18	-5	12	-3	12	-3	31	0	31	-2	32	-11	18	+1	
La bureaucratie	21	-1	22	21	19	0	29	+3	36	-6	36	-6	34	-5	34	-3	33	+2	48	+5	
Un gaspillage d'argent	22	-1	23	13	25	0	24	-3	19	-3	19	-3	38	-2	38	-1	36	0	14	-4	
La perte de notre identité culturelle	13	-1	13	8	11	+1	14	+2	16	-4	16	-4	11	-1	11	-1	8	-5	14	-2	
Plus de criminalité	17	-1	17	14	25	+2	25	-4	20	0	20	0	33	-6	34	-6	39	-5	14	-2	
Pas assez de contrôles aux frontières extérieures	19	-2	21	8	26	-2	15	-10	32	-1	32	-1	33	0	33	-1	35	-3	19	0	
Autre (SPONTANÉ)	2	0	2	1	1	0	0	0	0	0	1	0	3	+2	3	+2	2	+1	2	+1	
NSP	3	0	3	3	0	0	2	+1	2	+1	2	0	1	0	1	0	1	+1	5	+1	

	EL		ES		FR		IE		IT		CY		LV		LT		LU	
	EB	63.4	EB	63.4	EB	63.4	EB	63.4	EB	63.4	EB	63.4	EB	63.4	EB	63.4	EB	63.4
Peace	48	-1	19	-6	52	+7	26	0	31	+2	54	-5	16	-1	19	-11	61	+3
Economic prosperity	20	-8	23	-9	15	-4	43	-6	25	+8	19	-1	18	+3	30	-12	35	+4
Democracy	26	-6	22	-7	21	-5	16	-1	25	+6	37	-7	12	-1	16	-8	42	+9
Social protection	20	-5	11	-6	10	0	14	0	13	+3	36	0	19	+1	17	-9	26	+5
Freedom to travel, study and work anywhere in the European Union	55	-1	40	-5	50	-6	51	-5	44	0	80	+14	37	-1	57	-4	62	+6
Cultural diversity	19	-10	26	+4	42	-6	20	0	19	+2	28	-13	17	-3	17	-7	38	+10
Stronger say in the world	30	-6	29	+4	32	-8	28	-1	25	-2	28	-3	20	-2	14	-7	37	+4
Euro	37	-7	41	-16	41	-8	45	-6	30	-14	19	-2	16	-6	19	-3	64	+4
Unemployment	30	+2	5	-3	31	+8	7	+2	13	+3	37	+13	12	-5	5	0	23	+5
Bureaucracy	9	-1	10	+1	16	-1	14	0	5	-2	10	-1	33	-4	7	-1	20	+6
Waste of money	16	+5	9	-2	25	0	10	+2	11	-4	11	-1	9	-2	13	-3	19	+2
Loss of our cultural identity	22	+5	4	-2	16	-2	17	+1	6	-1	18	+2	9	-2	8	-2	13	-2
More crime	12	0	5	-1	11	0	12	+4	8	-4	31	+6	16	+1	7	-2	37	+1
Not enough control at external frontiers	21	+2	10	+1	26	-3	10	+3	9	-3	22	+9	17	-1	4	-3	31	-1
Other (SPONTANEOUS)	1	0	3	+1	1	0	1	-1	1	0	1	-2	2	-1	2	+1	1	0
DK	1	0	6	+3	2	+1	5	0	2	0	0	-2	6	+1	7	+1	0	-1

EUROBAROMETER 63

QA12 Que représente l'Union européenne pour vous personnellement ? (PLUSIEURS REPONSES POSSIBLES - ROTATION DE HAUT EN BAS / DE BAS EN HAUT)
 QA12 What does the European Union mean to you personally? (MULTIPLE ANSWERS POSSIBLE - ROTATE TOP TO BOTTOM/BOTTOM TO TOP)

	HU		MT		NL		AT		PL		PT		SI		SK		FI	
	EB	EB	EB	EB	EB	EB	EB	EB	EB	EB	EB	EB	EB	EB	EB	EB	EB	EB
La paix	63,4	62,0	63,4	62,0	63,4	62,0	63,4	62,0	63,4	62,0	63,4	62,0	63,4	62,0	63,4	62,0	63,4	62,0
La prospérité économique	31	-3	35	-4	48	+15	35	-4	30	-3	20	+4	41	-11	34	0	33	0
La démocratie	25	-6	33	-3	34	+2	17	0	22	-2	22	-5	32	-6	39	-5	15	-3
La protection sociale	24	-8	31	-10	31	-5	19	-1	25	+1	13	-2	27	-4	14	0	11	-1
La liberté de voyager, étudier et travailler partout dans l'Union européenne	14	-4	23	-6	11	-2	15	0	13	-1	8	0	19	-7	14	0	6	-1
La diversité culturelle	52	+3	51	-13	61	-5	48	-3	64	-4	41	+4	54	-4	65	-3	69	-3
Une voix plus importante dans le monde	23	-2	25	-7	31	-1	25	-3	17	-4	25	+6	42	+6	20	-2	31	-5
L'euro	21	-5	34	-9	45	-6	26	-4	32	+2	21	+3	30	-3	22	-3	21	-2
La bureaucratie	18	-10	21	-2	45	-9	50	-7	23	-1	29	-6	62	+1	30	-6	57	-7
Un gaspillage d'argent	21	-2	18	-3	13	+1	36	+6	17	+1	21	+7	21	+3	16	+1	11	-2
La perte de notre identité culturelle	8	-2	12	-2	37	+3	28	-3	23	+1	4	+1	22	-2	18	+5	45	-2
Plus de criminalité	8	-3	11	-8	21	0	43	+3	12	+2	8	+1	18	-7	17	+3	29	-4
Pas assez de contrôles aux frontières extérieures	4	-1	15	+3	19	+1	16	+2	7	+1	8	-1	13	-2	12	-3	13	-1
Autre (SPONTANE)	16	-2	5	-6	20	-2	42	-4	9	-1	13	+4	26	-2	24	+1	27	-3
NSP	11	-4	7	-5	23	-5	23	-12	4	-2	12	+1	13	0	15	-4	16	-5
	2	-1	1	-1	3	-1	4	+2	1	0	1	0	3	+1	1	0	1	0
	2	-1	4	+1	1	-1	1	-1	3	0	6	0	1	-1	1	-1	0	0

	SE		UK		BG		HR		RO		TR		CY (tcc)	
	EB	EB	EB	EB	EB	EB	EB	EB	EB	EB	EB	EB	EB	EB
Peace	63,4	62,0	63,4	62,0	63,4	62,0	63,4	62,0	63,4	62,0	63,4	62,0	63,4	62,0
Economic prosperity	52	+2	23	-2	34	-8	23	-8	49	-11	23	-6	47	+39
Democracy	17	-1	18	0	38	-9	27	-2	53	-7	43	-5	48	-6
Social protection	24	-5	12	-3	25	-9	22	-4	48	-8	20	-4	36	-1
Freedom to travel, study and work anywhere in the European Union	7	-2	13	+1	29	-2	16	-1	34	-8	27	-7	36	+4
Cultural diversity	67	-3	41	-1	45	-7	39	-5	58	-6	27	-3	17	-3
Stronger say in the world	36	-2	22	-1	18	-8	15	-10	26	-6	18	-2	12	+1
Euro	33	-3	27	+1	15	-11	17	-8	38	-6	8	0	6	0
Unemployment	17	+2	11	+2	11	-1	13	-1	17	+4	18	-4	10	+1
Bureaucracy	46	-4	30	+1	8	-1	10	0	6	0	3	-1	3	0
Waste of money	41	-6	26	0	6	-1	11	0	8	+2	8	+2	2	+1
Loss of our cultural identity	15	0	28	-3	9	-1	29	+4	5	0	23	+6	11	+5
More crime	30	-3	10	+2	7	+1	21	0	6	0	9	+3	3	+2
Not enough control at external frontiers	33	-2	20	+1	6	0	11	-2	7	-2	8	0	2	0
Other (SPONTANEOUS)	1	-1	1	-1	1	-2	1	0	1	-1	1	-1	0	0
DK	1	+1	9	-2	6	-1	5	+1	4	+1	3	-3	4	+1

EUROBAROMETER 63

QA13 L'Union européenne vous donne-t-elle un sentiment d' / de ... ? (PLUSIEURS REPONSES POSSIBLES)
 QA13 Does the European Union give you personally the feeling of...? (MULTIPLE ANSWERS POSSIBLE)

	EU25		EU15		NMS		BE		CZ		DK		D-W		DE		D-E		EE	
	EB	EB	EB	EB	EB	EB	EB	EB	EB	EB	EB	EB	EB	EB	EB	EB	EB	EB	EB	EB
Enthousiasme	63.4	62.0	63.4	62.0	63.4	62.0	63.4	62.0	63.4	62.0	63.4	62.0	63.4	62.0	63.4	62.0	63.4	62.0	63.4	62.0
Espoir	7	0	7	6	10	-1	4	0	10	+1	4	0	4	0	3	-1	2	0	2	-1
Confiance	44	-3	42	56	47	-2	44	-5	44	-5	47	-4	47	-4	46	-4	43	-2	57	-2
Indifférence	22	-1	22	22	32	-5	24	+4	28	-4	28	-4	23	-2	21	-4	16	-8	19	-3
Inquiétude	20	+3	21	14	22	+7	7	-2	20	+1	20	+1	33	+3	32	+3	27	+3	16	+2
Méfiance	19	+1	20	12	15	+3	21	0	23	-4	21	-1	21	0	21	0	20	0	13	0
Rejet	6	+1	6	2	2	0	2	0	2	0	4	+1	8	+1	9	+2	9	+1	2	-1
NSP	3	0	3	3	1	0	3	-1	3	-1	7	+1	2	0	2	+1	2	+2	3	+1

	EL		ES		FR		IE		IT		CY		LV		LT		LU	
	EB	EB	EB	EB	EB	EB	EB	EB	EB	EB	EB	EB	EB	EB	EB	EB	EB	EB
Enthousiasme	63.4	62.0	63.4	62.0	63.4	62.0	63.4	62.0	63.4	62.0	63.4	62.0	63.4	62.0	63.4	62.0	63.4	62.0
Hope	3	-2	7	-2	7	-1	23	0	8	-1	6	-2	7	+1	9	-4	9	0
Trust	50	-7	35	-6	44	-3	50	-9	51	-3	60	0	56	-2	49	-10	50	-9
Indifférence	21	-11	29	-5	19	-5	14	-3	29	+3	25	-6	16	-2	28	-9	32	-7
Anxiety	11	-4	24	-2	11	-3	22	+3	11	-1	13	+2	10	-5	14	+4	11	0
Mistrust	27	+6	9	+4	37	+9	7	0	11	+2	26	+5	17	-4	16	+4	29	+7
Rejecting it	14	-3	9	+5	36	+8	8	+4	8	-1	23	+9	24	+1	8	+3	16	+3
DK	3	-1	2	+1	4	0	2	0	2	0	7	+2	3	0	2	+1	3	+2
	3	+1	4	+1	1	-1	10	+1	2	0	1	-1	3	-1	9	+2	3	-1

	HU		MT		NL		AT		PL		PT		SI		SK		FI	
	EB	EB	EB	EB	EB	EB	EB	EB	EB	EB	EB	EB	EB	EB	EB	EB	EB	EB
Enthousiasme	63.4	62.0	63.4	62.0	63.4	62.0	63.4	62.0	63.4	62.0	63.4	62.0	63.4	62.0	63.4	62.0	63.4	62.0
Espoir	7	-2	14	-2	8	-1	3	-2	7	+2	9	0	6	-1	7	-1	5	-3
Confiance	56	-3	47	+2	40	-4	36	-1	59	+3	42	-3	60	+1	60	-1	38	-5
Indifférence	33	0	33	-8	33	-5	19	-5	17	0	28	+4	24	-7	30	+1	21	-4
Inquiétude	11	-1	12	-4	20	+3	16	-3	21	-4	12	-4	11	+2	14	+1	22	0
Méfiance	21	0	12	+3	7	+1	36	+11	14	-1	6	+1	5	+3	6	-1	20	-2
Rejet	3	0	4	-2	11	+3	16	+5	9	-3	14	-1	10	+1	10	-3	25	-1
NSP	2	+1	6	0	4	-2	3	-3	2	+1	7	+2	5	-1	4	+1	11	+2
	4		4		4		3		2		3		5		4		4	

	SE		UK		BG		HR		RO		TR		CY (tcc)	
	EB	EB	EB	EB	EB	EB	EB	EB	EB	EB	EB	EB	EB	EB
Enthousiasme	63.4	62.0	63.4	62.0	63.4	62.0	63.4	62.0	63.4	62.0	63.4	62.0	63.4	62.0
Hope	11	-1	8	-1	8	-7	6	-2	13	-3	10	+3	24	+23
Trust	41	-7	27	-2	59	-2	35	-2	67	-8	42	-3	60	+48
Indifférence	18	-5	28	-4	11	+2	18	-2	7	+1	5	-1	5	+5
Anxiety	31	+5	15	+1	15	+3	26	+3	15	+7	21	+4	15	+6
Mistrust	30	-5	26	0	10	+8	26	+8	9	+4	15	+2	10	+3
Rejecting it	10	-2	12	+2	1	0	7	+2	1	-1	18	+8	2	+1
DK	3	+1	8	0	5	-6	4	-1	3	-2	5	-1	3	-62

EUROBAROMETER 63

QA14a.1 Etes-vous plutôt d'accord ou plutôt pas d'accord avec les affirmations suivantes ?
 J'ai le sentiment d'être plus en sécurité parce que (NOTRE PAYS) est membre de l'Union européenne
 QA14a.1 Please tell me for each statement, whether you tend to agree or tend to disagree.
 I feel I am safer because (OUR COUNTRY) is a member of the European Union

	EU25		EU15		NMS		BE		CZ		DK		D-W		DE		D-E		EE	
	EB	EB	EB	EB	EB	EB	EB	EB	EB	EB	EB	EB	EB	EB	EB	EB	EB	EB	EB	EB
	63.4	62.0	63.4	63.4	63.4	62.0	63.4	62.0	63.4	62.0	63.4	62.0	63.4	62.0	63.4	62.0	63.4	62.0	63.4	62.0
Plutôt d'accord	51	+1	50	+4	56	-4	49	-4	53	+4	55	-1	54	-1	51	-2	56	-3	56	-3
Plutôt pas d'accord	41	-1	41	+6	36	+6	49	+6	41	-2	40	+2	38	0	42	+2	36	+2	36	+2
NSP	9	+1	9	-1	8	-1	2	-1	6	-2	5	-2	7	+1	6	-2	8	-2	8	+1

	EL		ES		FR		IE		IT		CY		LV		LT		LU	
	EB	EB	EB	EB	EB	EB	EB	EB	EB	EB	EB	EB	EB	EB	EB	EB	EB	EB
	63.4	62.0	63.4	62.0	63.4	62.0	63.4	62.0	63.4	62.0	63.4	62.0	63.4	62.0	63.4	62.0	63.4	62.0
Tend to agree	70	-3	60	-3	36	-1	55	+5	62	+7	78	+5	60	+2	60	-9	61	-1
Tend to disagree	27	+3	25	-1	58	0	30	-2	27	-6	19	-3	33	-2	28	+8	35	+3
DK	3	0	14	+3	6	+1	15	-3	11	-1	2	-3	7	-1	11	0	4	-2

	HU		MT		NL		AT		PL		PT		SI		SK		FI	
	EB	EB	EB	EB	EB	EB	EB	EB	EB	EB	EB	EB	EB	EB	EB	EB	EB	EB
	63.4	62.0	63.4	62.0	63.4	62.0	63.4	62.0	63.4	62.0	63.4	62.0	63.4	62.0	63.4	62.0	63.4	62.0
Plutôt d'accord	48	-2	58	+1	41	+7	37	-7	58	+5	60	0	65	-5	57	+2	54	+1
Plutôt pas d'accord	44	+3	32	+3	52	-6	56	+9	34	-5	31	0	32	+8	35	-1	43	-1
NSP	7	-3	10	-3	7	-1	7	-2	8	0	10	0	3	-3	8	-1	3	+1

	SE		UK	
	EB	EB	EB	EB
	63.4	62.0	63.4	62.0
Tend to agree	35	+3	34	-1
Tend to disagree	60	+1	53	-2
DK	5	-4	13	+3

EUROBAROMETER 63

QA14a.2 Etes-vous plutôt d'accord ou plutôt pas d'accord avec les affirmations suivantes ?
 J'ai le sentiment que nous sommes plus stables économiquement parce que (NOTRE PAYS) est membre de l'Union européenne
 QA14a.2 Please tell me for each statement, whether you tend to agree or tend to disagree.
 I feel we are more stable economically because (OUR COUNTRY) is a member of the European Union

	EU25		EU15		NMS		BE		CZ		DK		D-W		DE		D-E		EE	
	EB	EB	EB	EB	EB	EB	EB	EB	EB	EB	EB	EB	EB	EB	EB	EB	EB	EB	EB	EB
Plutôt d'accord	63.4	62.0	63.4	63.4	63.4	62.0	63.4	62.0	63.4	62.0	63.4	62.0	63.4	62.0	63.4	62.0	63.4	62.0	63.4	62.0
Plutôt pas d'accord	44	0	43	50	54	-3	47	+11	60	0	38	+2	36	0	30	-5	64	+7	58	+1
NSP	10	0	10	10	40	+3	46	-10	32	0	55	-1	57	+1	6	-1	34	+1	8	-2

	EL		ES		FR		IE		IT		CY		LV		LT		LU	
	EB	EB	EB	EB	EB	EB	EB	EB	EB	EB	EB	EB	EB	EB	EB	EB	EB	EB
Tend to agree	63.4	62.0	63.4	62.0	63.4	62.0	63.4	62.0	63.4	62.0	63.4	62.0	63.4	62.0	63.4	62.0	63.4	62.0
Tend to disagree	52	-7	55	-6	35	+2	75	0	50	+6	39	+3	49	+5	61	-7	69	+2
DK	4	0	15	+4	56	-3	15	0	41	-3	51	-4	42	-3	27	+6	25	-1

	HU		MT		NL		AT		PL		PT		SI		SK		FI	
	EB	EB	EB	EB	EB	EB	EB	EB	EB	EB	EB	EB	EB	EB	EB	EB	EB	EB
Plutôt d'accord	63.4	62.0	63.4	62.0	63.4	62.0	63.4	62.0	63.4	62.0	63.4	62.0	63.4	62.0	63.4	62.0	63.4	62.0
Plutôt pas d'accord	34	-4	47	0	54	+7	41	-5	53	+4	42	-10	58	-3	53	+5	45	-1
NSP	8	-3	13	-6	40	-6	50	+6	36	-4	45	+7	37	+8	40	-2	51	+1

	SE		UK	
	EB	EB	EB	EB
Tend to agree	63.4	62.0	63.4	62.0
Tend to disagree	32	+4	38	-1
DK	7	-4	16	+2

EUROBAROMETER 63

QA14a.3 Etes-vous plutôt d'accord ou plutôt pas d'accord avec les affirmations suivantes ?
 J'ai le sentiment que nous sommes plus stables politiquement parce que (NOTRE PAYS) est membre de l'Union européenne
 QA14a.3 Please tell me for each statement, whether you tend to agree or tend to disagree.

I feel we are more stable politically because (OUR COUNTRY) is a member of the European Union

	EU25		EU25		EU15		NMS		BE		CZ		DK		D-W		DE		D-E		EE			
	EB	EB	EB	EB	EB	EB	EB	EB	EB	EB	EB	EB	EB	EB	EB	EB	EB	EB	EB	EB	EB	EB		
Plutôt d'accord	63.4	62.0	63.4	63.4	63.4	62.0	63.4	62.0	36	+2	39	-3	48	+1	45	-4	53	-4	48	+1	45	-6	53	-4
Plutôt pas d'accord	48	0	49	45	57	+4	57	-1	53	+4	46	-1	47	+1	50	+8	35	+3	47	+1	50	+8	35	+3
NSP	10	-1	10	11	4	0	7	-1	8	0	5	-3	5	-3	5	-2	12	+1	5	-3	5	-2	12	+1

	EL		ES		FR		IE		IT		CY		LV		LT		LU	
	EB	EB	EB	EB	EB	EB	EB	EB	EB	EB	EB	EB	EB	EB	EB	EB	EB	EB
Tend to agree	63.4	62.0	63.4	62.0	63.4	62.0	63.4	62.0	63.4	62.0	63.4	62.0	63.4	62.0	63.4	62.0	63.4	62.0
Tend to disagree	60	-5	53	-3	24	-4	52	-1	46	+4	68	+4	59	+8	53	-11	59	-1
DK	35	+4	30	-1	66	+2	29	0	43	-3	26	-1	33	-5	31	+7	32	+3
	5	+1	17	+4	9	+1	19	0	11	-1	6	-3	9	-2	16	+3	9	-2

	HU		MT		NL		AT		PL		PT		SI		SK		FI	
	EB	EB	EB	EB	EB	EB	EB	EB	EB	EB	EB	EB	EB	EB	EB	EB	EB	EB
Plutôt d'accord	63.4	62.0	63.4	62.0	63.4	62.0	63.4	62.0	63.4	62.0	63.4	62.0	63.4	62.0	63.4	62.0	63.4	62.0
Plutôt pas d'accord	38	-1	48	-1	31	-2	28	-4	45	+4	45	-4	57	-1	41	-3	43	-1
NSP	52	+4	39	+7	61	+3	65	+7	43	-1	43	+3	38	+8	49	+3	51	0
	10	-2	13	-6	8	-1	8	-3	12	-3	13	+3	5	-7	10	0	6	+1

	SE		UK	
	EB	EB	EB	EB
Tend to agree	63.4	62.0	63.4	62.0
Tend to disagree	29	+2	36	+1
DK	63	-1	51	-1
	8	-2	14	+1

EUROBAROMETER 63

QA14b.1 Etes-vous plutôt d'accord ou plutôt pas d'accord avec les affirmations suivantes ?
 J'ai le sentiment que je serais plus en sécurité si (NOTRE PAYS) était membre de l'Union européenne
 QA14b.1 Please tell me for each statement, whether you tend to agree or tend to disagree.
 I feel I would be safer if (OUR COUNTRY) would be a member of the European Union

	BG		HR		RO		TR		CY (tcc)	
	EB	EB	EB	EB	EB	EB	EB	EB	EB	EB
Plutôt d'accord	63,4	62,0	63,4	62,0	63,4	62,0	63,4	62,0	63,4	62,0
Plutôt pas d'accord	64	-1	47	-1	71	-5	58	-7	69	+7
NSP	21	+3	43	+4	14	+6	35	+9	24	-6
	16	-2	11	-2	16	0	7	-2	7	-1

EUROBAROMETER 63

QA14b.2 Etes-vous plutôt d'accord ou plutôt pas d'accord avec les affirmations suivantes ?
 J'ai le sentiment que nous serions plus stables économiquement si (NOTRE PAYS) était membre de l'Union européenne
 QA14b.2 Please tell me for each statement, whether you tend to agree or tend to disagree.
 I feel we would be more stable economically if (OUR COUNTRY) would be a member of the European Union

	BG		HR		RO		TR		CY (tcc)	
	EB	EB	EB	EB	EB	EB	EB	EB	EB	EB
Plutôt d'accord	63,4	62,0	63,4	62,0	63,4	62,0	63,4	62,0	63,4	62,0
Plutôt pas d'accord	64	-3	49	0	71	-5	73	0	77	0
NSP	19	+2	38	0	14	+6	20	+3	16	-2
	17	0	13	0	16	0	7	-3	6	+1

EUROBAROMETER 63

QA14b.3 Etes-vous plutôt d'accord ou plutôt pas d'accord avec les affirmations suivantes ?
 J'ai le sentiment que nous serions plus stables politiquement si (NOTRE PAYS) était membre de l'Union européenne
 QA14b.3 Please tell me for each statement, whether you tend to agree or tend to disagree.
 I feel we would be more stable politically if (OUR COUNTRY) would be a member of the European Union

	BG		HR		RO		TR		CY (tcc)	
	EB	EB	EB	EB	EB	EB	EB	EB	EB	EB
Plutôt d'accord	63,4	62,0	63,4	62,0	63,4	62,0	63,4	62,0	63,4	62,0
Plutôt pas d'accord	57	+2	50	-2	65	-3	58	-5	71	+3
NSP	21	+2	37	+3	15	+4	32	+7	19	-5
	22	-4	13	-2	19	-2	10	-3	9	+1

EUROBAROMETER 63

QA1.4.4 Etes-vous plutôt d'accord ou plutôt pas d'accord avec les affirmations suivantes ?
 Ma voix compte dans l'Union européenne
 QA1.4.4 Please tell me for each statement, whether you tend to agree or tend to disagree.
 My voice counts in the European Union

	EU25	EU15	NMS	BE	CZ	DK	D-W	DE	D-E	EE	EL	ES	FR	IE	IT	CY	LV	LT
	EB	EB	EB	EB	EB	EB	EB	EB	EB	EB	EB	EB	EB	EB	EB	EB	EB	EB
	63,4	63,4	63,4	63,4	63,4	63,4	63,4	63,4	63,4	63,4	63,4	63,4	63,4	63,4	63,4	63,4	63,4	63,4
Plutôt d'accord	38	39	34	46	19	54	39	37	26	19	34	37	58	33	36	58	19	28
Plutôt pas d'accord	53	53	57	51	75	40	53	55	66	72	58	46	37	51	54	34	69	50
NSP	9	9	9	3	6	6	8	8	7	9	7	17	5	16	10	8	12	22

	LU	HU	MT	NL	AT	PL	PT	SI	SK	FI	SE	UK	BG	HR	RO	TR	CY
	EB	EB	EB	EB	EB	EB	EB	EB	EB	EB	EB	EB	EB	EB	EB	EB	EB
	63,4	63,4	63,4	63,4	63,4	63,4	63,4	63,4	63,4	63,4	63,4	63,4	63,4	63,4	63,4	63,4	63,4
Tend to agree	53	40	56	54	27	38	32	44	22	30	38	26	25	35	31	46	47
Tend to disagree	39	49	31	42	64	54	58	49	69	68	54	65	47	47	38	41	41
DK	8	11	14	4	9	9	10	7	10	1	8	9	27	18	32	13	12

EUROBAROMETER 63

QA1.4.5 Etes-vous plutôt d'accord ou plutôt pas d'accord avec les affirmations suivantes ?
 Je comprends le fonctionnement de l'Union européenne
 QA1.4.5 Please tell me for each statement, whether you tend to agree or tend to disagree.
 I understand how the European Union works

	EU25	EU15	NMS	BE	CZ	DK	D-W	DE	D-E	EE	EL	ES	FR	IE	IT	CY	LV	LT
	EB	EB	EB	EB	EB	EB	EB	EB	EB	EB	EB	EB	EB	EB	EB	EB	EB	EB
	63,4	63,4	63,4	63,4	63,4	63,4	63,4	63,4	63,4	63,4	63,4	63,4	63,4	63,4	63,4	63,4	63,4	63,4
Plutôt d'accord	43	42	48	52	33	47	49	47	42	45	46	31	39	38	43	52	53	45
Plutôt pas d'accord	50	51	44	46	61	50	44	45	50	48	49	55	56	47	46	34	38	40
NSP	8	8	9	2	6	4	7	7	7	7	4	14	4	15	11	14	9	15

	LU	HU	MT	NL	AT	PL	PT	SI	SK	FI	SE	UK	BG	HR	RO	TR	CY
	EB	EB	EB	EB	EB	EB	EB	EB	EB	EB	EB	EB	EB	EB	EB	EB	EB
	63,4	63,4	63,4	63,4	63,4	63,4	63,4	63,4	63,4	63,4	63,4	63,4	63,4	63,4	63,4	63,4	63,4
Tend to agree	55	37	41	50	39	57	35	56	28	37	49	38	26	45	40	39	51
Tend to disagree	38	56	41	45	50	34	55	39	60	60	47	56	41	38	30	42	33
DK	6	8	18	5	12	9	10	5	12	2	4	6	33	17	30	20	17

EUROBAROMETER 63

QA14.6 Etes-vous plutôt d'accord ou plutôt pas d'accord avec les affirmations suivantes ?
 Les intérêts de (NOTRE PAYS) sont bien pris en compte dans l'Union européenne
 QA14.6 Please tell me for each statement, whether you tend to agree or tend to disagree.
 The interests of (OUR COUNTRY) are well taken into account in the European Union

	EU25	EU15	NMS	BE	CZ	DK	D-W	DE	D-E	EE	EL	ES	FR	IE	IT	CY	LV	LT
	EB	EB	EB	EB	EB	EB	EB	EB	EB	EB	EB	EB	EB	EB	EB	EB	EB	EB
	63,4	63,4	63,4	63,4	63,4	63,4	63,4	63,4	63,4	63,4	63,4	63,4	63,4	63,4	63,4	63,4	63,4	63,4
Plutôt d'accord	37	38	32	53	26	59	40	40	39	40	41	42	40	50	41	53	35	44
Plutôt pas d'accord	47	46	52	40	63	34	47	47	45	48	50	32	46	28	42	34	53	34
NSP	16	16	16	7	11	7	13	14	16	13	9	26	14	23	17	13	12	22

	LU	HU	MT	NL	AT	PL	PT	SI	SK	FI	SE	UK	BG	HR	RO	TR	CY
	EB	EB	EB	EB	EB	EB	EB	EB	EB	EB	EB	EB	EB	EB	EB	EB	EB
	63,4	63,4	63,4	63,4	63,4	63,4	63,4	63,4	63,4	63,4	63,4	63,4	63,4	63,4	63,4	63,4	63,4
Tend to agree	59	43	54	30	27	29	33	38	31	20	30	32	34	30	42	42	43
Tend to disagree	24	45	28	59	62	53	50	50	54	75	54	52	36	54	32	48	38
DK	17	12	17	12	11	18	17	12	15	5	16	16	30	16	27	10	19

EUROBAROMETER 63

QA14.7 Etes-vous plutôt d'accord ou plutôt pas d'accord avec les affirmations suivantes ?
 (NOTRE PAYS) va avoir plus d'influence dans l'Union européenne
 QA14.7 Please tell me for each statement, whether you tend to agree or tend to disagree.
 (OUR COUNTRY) will become more influential in the European Union in the future

	EU25	EU15	NMS	BE	CZ	DK	D-W	DE	D-E	EE	EL	ES	FR	IE	IT	CY	LV	LT
	EB	EB	EB	EB	EB	EB	EB	EB	EB	EB	EB	EB	EB	EB	EB	EB	EB	EB
	63,4	63,4	63,4	63,4	63,4	63,4	63,4	63,4	63,4	63,4	63,4	63,4	63,4	63,4	63,4	63,4	63,4	63,4
Plutôt d'accord	43	41	53	35	40	28	43	43	44	54	50	48	34	36	54	60	54	48
Plutôt pas d'accord	42	44	34	59	49	64	43	44	45	35	36	30	52	38	31	26	35	34
NSP	14	14	13	6	11	8	14	14	11	10	14	22	14	26	14	13	11	17

	LU	HU	MT	NL	AT	PL	PT	SI	SK	FI	SE	UK	BG	HR	RO	TR	CY
	EB	EB	EB	EB	EB	EB	EB	EB	EB	EB	EB	EB	EB	EB	EB	EB	EB
	63,4	63,4	63,4	63,4	63,4	63,4	63,4	63,4	63,4	63,4	63,4	63,4	63,4	63,4	63,4	63,4	63,4
Tend to agree	35	47	59	17	27	60	43	54	45	25	31	40	45	35	53	59	59
Tend to disagree	55	42	24	75	62	26	40	38	43	71	57	44	31	49	22	30	24
DK	10	11	17	8	11	14	17	8	12	4	12	16	25	16	25	11	17

EUROBAROMETER 63

QA14.8 Etes-vous plutôt d'accord ou plutôt pas d'accord avec les affirmations suivantes ?
 Ce sont les plus grands pays qui ont le plus de pouvoir dans l'Union européenne
 QA14.8 Please tell me for each statement, whether you tend to agree or tend to disagree.
 The biggest countries have the most power in the European Union

	EU25	EU15	NMS	BE	CZ	DK	D-W	DE	D-E	EE	EL	ES	FR	IE	IT	CY	LV	LT
	EB	EB	EB	EB	EB	EB	EB	EB	EB	EB	EB	EB	EB	EB	EB	EB	EB	EB
	63,4	63,4	63,4	63,4	63,4	63,4	63,4	63,4	63,4	63,4	63,4	63,4	63,4	63,4	63,4	63,4	63,4	63,4
Plutôt d'accord	73	70	84	78	87	85	62	61	61	84	87	75	62	74	70	91	82	82
Plutôt pas d'accord	18	20	10	21	10	12	29	29	30	11	9	11	28	13	19	6	10	9
NSP	9	9	5	2	3	3	9	9	9	5	4	14	10	13	11	3	8	9

	LU	HU	MT	NL	AT	PL	PT	SI	SK	FI	SE	UK	BG	HR	RO	TR	CY
	EB	EB	EB	EB	EB	EB	EB	EB	EB	EB	EB	EB	EB	EB	EB	EB	EB
	63,4	63,4	63,4	63,4	63,4	63,4	63,4	63,4	63,4	63,4	63,4	63,4	63,4	63,4	63,4	63,4	63,4
Tend to agree	65	79	77	87	83	86	79	87	81	95	89	69	74	73	74	77	59
Tend to disagree	28	15	16	12	12	9	11	10	13	5	8	20	9	17	10	15	18
DK	6	6	7	1	6	5	10	3	6	1	4	11	17	10	16	9	23

EUROBAROMETER 63

QA15a A votre avis, dans cinq ans, l'Union européenne jouera-t-elle un rôle plus important, moins important ou le même rôle dans votre vie quotidienne ?
 QA15a In your opinion, in five years' time, will the European Union play a more important, a less important or the same role in your daily life?

	EU25		EU25		EU15		NMS		BE		CZ		DK		D-W		DE		D-E		EE	
	EB	EB	EB	EB	EB	EB	EB	EB	EB	EB	EB	EB	EB	EB	EB	EB	EB	EB	EB	EB	EB	EB
Plus important	63,4	62,0	63,4	62,0	63,4	62,0	63,4	62,0	63,4	62,0	63,4	62,0	63,4	62,0	63,4	62,0	63,4	62,0	63,4	62,0	63,4	62,0
Moins important	44	-3	44	41	39	-5	36	-1	39	-4	48	+7	47	+5	45	-1	38	-9	45	-1	38	-9
Le même rôle	9	+2	9	8	8	-3	9	-3	11	+4	9	-2	10	0	11	+2	6	0	11	+2	6	0
NSP	40	+2	39	43	51	+8	49	+6	46	0	39	-2	39	-2	41	-2	41	-2	41	-2	47	+7
	7	-1	7	8	2	0	6	-1	4	0	4	-3	4	-2	3	0	4	-2	3	0	9	+2

	EL		ES		FR		IE		IT		CY		LV		LT		LU	
	EB	EB	EB	EB	EB	EB	EB	EB	EB	EB	EB	EB	EB	EB	EB	EB	EB	EB
More important	63,4	62,0	63,4	62,0	63,4	62,0	63,4	62,0	63,4	62,0	63,4	62,0	63,4	62,0	63,4	62,0	63,4	62,0
Less important	57	-2	41	-7	41	-1	42	-8	54	+1	62	0	42	-8	38	-12	40	+2
Same role	10	+2	4	-1	6	+2	10	+6	11	+2	11	+2	7	-3	6	+1	7	-3
DK	29	+2	42	+4	47	-1	37	+3	29	+3	23	+4	45	+14	48	+9	48	0
	5	-1	13	+4	6	0	12	0	7	-6	4	-6	6	-3	8	+2	5	0

	HU		MT		NL		AT		PL		PT		SI		SK		FI	
	EB	EB	EB	EB	EB	EB	EB	EB	EB	EB	EB	EB	EB	EB	EB	EB	EB	EB
Plus important	63,4	62,0	63,4	62,0	63,4	62,0	63,4	62,0	63,4	62,0	63,4	62,0	63,4	62,0	63,4	62,0	63,4	62,0
Moins important	44	-3	55	-5	51	-1	35	-1	40	-10	50	0	51	-3	46	-7	29	-4
Le même rôle	11	-2	8	+1	6	+2	13	+4	7	+2	9	+3	6	+3	11	+3	13	+5
NSP	39	+7	30	+6	40	0	43	-4	44	+10	31	0	40	+4	38	+5	57	0
	6	-2	7	-2	3	-1	9	+1	9	-2	11	-2	3	-3	5	-1	1	-1

	SE		UK		BG		HR		RO		TR		CY (tcc)	
	EB	EB	EB	EB	EB	EB	EB	EB	EB	EB	EB	EB	EB	EB
More important	63,4	62,0	63,4	62,0	63,4	62,0	63,4	62,0	63,4	62,0	63,4	62,0	63,4	62,0
Less important	41	-6	37	-10	54	+2	40	-3	63	-2	49	+3	72	+14
Same role	8	0	12	+6	8	0	16	+3	9	+3	24	+4	11	-4
DK	48	+7	40	+1	23	+3	38	+1	18	+1	23	-1	11	-9
	3	-1	11	+3	14	-6	7	-1	10	-2	5	-5	6	-2

EUROBAROMETER 63

QA15b Et souhaiteriez-vous que dans cinq ans, l'Union européenne joue un rôle plus important, moins important ou le même rôle dans votre vie quotidienne ?
QA15b And, in five years' time, would you like the European Union to play a more important, a less important or the same role in your daily life?

	EU25		EU25		EU15		NMS		BE		CZ		DK		D-W		DE		D-E		EE	
	EB	EB	EB	EB	EB	EB	EB	EB	EB	EB	EB	EB	EB	EB	EB	EB	EB	EB	EB	EB	EB	EB
Plus important	63,4	62,0	63,4	62,0	63,4	62,0	63,4	62,0	63,4	62,0	63,4	62,0	63,4	62,0	63,4	62,0	63,4	62,0	63,4	62,0	63,4	62,0
Moins important	49	-2	47	60	48	0	50	-1	33	+3	46	+3	47	+3	50	+1	41	-5	50	+1	41	-5
Le même rôle	14	+1	15	7	10	-2	12	+3	21	+3	15	+1	16	+2	19	+4	9	-1	19	+4	9	-1
NSP	29	0	30	25	40	+4	31	0	40	-7	35	-2	34	-2	28	-5	40	+3	28	-5	40	+3
	7	0	7	7	2	-1	7	-2	6	+1	4	-2	4	-2	4	+1	11	+4	4	+1	11	+4

	EL		ES		FR		IE		IT		CY		LV		LT		LU	
	EB	EB	EB	EB	EB	EB	EB	EB	EB	EB	EB	EB	EB	EB	EB	EB	EB	EB
More important	63,4	62,0	63,4	62,0	63,4	62,0	63,4	62,0	63,4	62,0	63,4	62,0	63,4	62,0	63,4	62,0	63,4	62,0
Less important	65	-2	46	-10	53	+2	34	-9	65	+1	77	0	59	-3	56	-8	44	0
Same role	15	+4	6	0	10	0	16	+6	11	+1	7	-1	7	-4	4	0	10	-2
DK	17	0	36	+6	30	-5	37	+5	17	0	13	+5	27	+8	30	+4	42	+2
	3	-2	12	+4	7	+2	14	0	8	-1	2	-4	7	-1	10	+3	4	-1

	HU		MT		NL		AT		PL		PT		SI		SK		FI	
	EB	EB	EB	EB	EB	EB	EB	EB	EB	EB	EB	EB	EB	EB	EB	EB	EB	EB
Plus important	63,4	62,0	63,4	62,0	63,4	62,0	63,4	62,0	63,4	62,0	63,4	62,0	63,4	62,0	63,4	62,0	63,4	62,0
Moins important	63	-1	64	-2	37	-5	34	0	63	-5	64	+6	54	-7	58	-3	30	-1
Le même rôle	8	-2	12	+4	15	0	20	+1	6	+1	7	0	7	+1	11	+1	20	+3
NSP	24	+5	18	-1	44	+7	36	+1	23	+2	18	-4	36	+7	25	+2	47	-3
	6	-1	6	-1	4	-2	10	-2	8	+1	11	-2	3	-2	7	0	2	0

	SE		UK		BG		HR		RO		TR		CY (tcc)	
	EB	EB	EB	EB	EB	EB	EB	EB	EB	EB	EB	EB	EB	EB
More important	63,4	62,0	63,4	62,0	63,4	62,0	63,4	62,0	63,4	62,0	63,4	62,0	63,4	62,0
Less important	36	0	30	-3	66	-3	38	-5	70	-5	50	-1	56	+4
Same role	26	+1	30	+4	8	+2	24	+4	7	+3	22	+5	24	+7
DK	33	+1	30	-2	14	+5	30	0	11	0	20	-1	10	-11
	6	0	10	+1	12	-4	8	0	12	+2	7	-4	10	+1

EUROBAROMETER 63

QA16.1 Certaines personnes peuvent avoir des craintes concernant l'Europe qui se construit, l'Union européenne. Voici une liste de choses que certains disent craindre. Pour chacune d'entre elles, pouvez-vous me dire si, personnellement, vous la craignez actuellement, ou pas.

Une perte de pouvoir pour les plus petits Etats membres

QA16.1 Some people may have fears about the building of Europe, the European Union. Here is a list of things which some people say they are afraid of. For each one, please tell me if you, personally, are currently afraid of it, or not.

A loss of power for smaller Member States

	EU25		EU15		NMS		BE		CZ		DK		D-W		DE		D-E		EE	
	EB	EB	EB	EB	EB	EB	EB	EB	EB	EB	EB	EB	EB	EB	EB	EB	EB	EB	EB	EB
Craint actuellement	63.4	62.0	63.4	63.4	63.4	62.0	63.4	62.0	63.4	62.0	63.4	62.0	63.4	62.0	63.4	62.0	63.4	62.0	63.4	62.0
Ne craint pas actuellement	43	-3	43	43	43	-1	55	-3	49	-6	49	-6	19	-1	19	-1	21	-3	43	-3
NSP	8	0	8	8	8	-1	6	0	3	-1	3	-1	4	-1	4	-1	4	-1	6	+1

	EL		ES		FR		IE		IT		CY		LV		LT		LU	
	EB	EB	EB	EB	EB	EB	EB	EB	EB	EB	EB	EB	EB	EB	EB	EB	EB	EB
Craint actuellement	63.4	62.0	63.4	62.0	63.4	62.0	63.4	62.0	63.4	62.0	63.4	62.0	63.4	62.0	63.4	62.0	63.4	62.0
Not currently afraid of it	55	+5	43	-5	44	-4	47	-7	48	-3	43	-2	42	0	37	+4	53	-2
DK	39	-5	42	-2	49	+4	42	+6	39	+1	52	+3	46	-2	53	-3	44	+3
	6	-1	16	+7	7	0	10	-1	13	+2	5	-1	12	+2	10	-1	3	-1

	HU		MT		NL		AT		PL		PT		SI		SK		FI	
	EB	EB	EB	EB	EB	EB	EB	EB	EB	EB	EB	EB	EB	EB	EB	EB	EB	EB
Craint actuellement	63.4	62.0	63.4	62.0	63.4	62.0	63.4	62.0	63.4	62.0	63.4	62.0	63.4	62.0	63.4	62.0	63.4	62.0
Ne craint pas actuellement	52	-4	51	+6	61	+5	55	+5	37	-6	59	+4	45	-3	47	-3	75	-3
NSP	44	+6	41	-7	38	-2	38	+1	53	+5	29	-6	52	+5	46	+4	24	+3
	5	-1	8	+1	1	-3	6	-6	10	+1	12	+2	3	-2	7	-1	1	0

	SE		UK		BG		HR		RO		TR		CY (tcc)	
	EB	EB	EB	EB	EB	EB	EB	EB	EB	EB	EB	EB	EB	EB
Craint actuellement	63.4	62.0	63.4	62.0	63.4	62.0	63.4	62.0	63.4	62.0	63.4	62.0	63.4	62.0
Not currently afraid of it	50	-2	50	-5	41	+6	54	-4	33	+5	52	+8	45	+4
DK	47	+5	40	+4	41	-3	39	+5	46	-3	35	-2	44	-6
	4	-2	10	+1	19	-1	7	-1	21	-2	13	-6	11	+1

EUROBAROMETER 63

QA16.2 Certaines personnes peuvent avoir des craintes concernant l'Europe qui se construit, l'Union européenne. Voici une liste de choses que certains disent craindre. Pour chacune d'entre elles, pouvez-vous me dire si, personnellement, vous la craignez actuellement, ou pas.

Une augmentation du trafic de drogue et du crime organisé international

QA16.2 Some people may have fears about the building of Europe, the European Union. Here is a list of things which some people say they are afraid of. For each one, please tell me if you, personally, are currently afraid of it, or not.

An increase in drug trafficking and international organised crime

	EU25		EU15		NMS		BE		CZ		DK		D-W		DE		D-E		EE	
	EB	EB	EB	EB	EB	EB	EB	EB	EB	EB	EB	EB	EB	EB	EB	EB	EB	EB	EB	EB
Craint actuellement	63.4	62.0	63.4	63.4	63.4	62.0	63.4	62.0	63.4	62.0	63.4	62.0	63.4	62.0	63.4	62.0	63.4	62.0	63.4	62.0
Ne craint pas actuellement	60	-5	59	-9	61	-6	67	-7	55	-7	63	-8	65	-7	73	-2	63	-3	63	+3
NSP	5	+1	36	+10	38	+10	41	+6	31	+8	41	+6	3	+2	2	+1	1	0	4	+1

	EL		ES		FR		IE		IT		CY		LV		LT		LU			
	EB	EB	EB	EB	EB	EB	EB	EB	EB	EB	EB	EB	EB	EB	EB	EB	EB	EB		
Craint actuellement	63.4	62.0	63.4	62.0	63.4	62.0	63.4	62.0	63.4	62.0	63.4	62.0	63.4	62.0	63.4	62.0	63.4	62.0	63.4	62.0
Not currently afraid of it	59	-2	43	-11	57	-3	62	-8	57	0	84	+5	63	-7	68	+3	69	-9	69	-9
DK	37	+2	44	+4	39	+3	31	+9	35	+1	14	-4	30	+5	27	-2	28	+8	28	+8
	4	0	12	+6	4	0	8	0	8	-1	2	-1	6	+1	6	0	3	+1	3	+1

	HU		MT		NL		AT		PL		PT		SI		SK		FI			
	EB	EB	EB	EB	EB	EB	EB	EB	EB	EB	EB	EB	EB	EB	EB	EB	EB	EB		
Craint actuellement	63.4	62.0	63.4	62.0	63.4	62.0	63.4	62.0	63.4	62.0	63.4	62.0	63.4	62.0	63.4	62.0	63.4	62.0	63.4	62.0
Ne craint pas actuellement	69	0	51	-3	44	-15	70	-3	67	-3	67	-5	65	-3	74	0	74	-8	74	-8
NSP	28	+1	44	+2	55	+17	26	+2	29	+3	25	+3	34	+5	23	+1	25	+7	25	+7
	3	-1	6	+2	2	0	4	0	5	+1	9	+3	2	-1	3	-1	1	+1	1	+1

	SE		UK		BG		HR		RO		TR		CY (tcc)	
	EB	EB	EB	EB	EB	EB	EB	EB	EB	EB	EB	EB	EB	EB
Craint actuellement	63.4	62.0	63.4	62.0	63.4	62.0	63.4	62.0	63.4	62.0	63.4	62.0	63.4	62.0
Not currently afraid of it	73	-2	64	-5	49	-4	64	-8	47	+1	62	+5	59	+8
DK	25	+3	32	+5	36	+2	31	+9	36	-2	28	0	35	-8
	2	-1	4	0	15	+3	6	+1	17	+1	10	-5	6	0

EUROBAROMETER 63

QA16.3 Certaines personnes peuvent avoir des craintes concernant l'Europe qui se construit, l'Union européenne. Voici une liste de choses que certains disent craindre. Pour chacune d'entre elles, pouvez-vous me dire si, personnellement, vous la craignez actuellement, ou pas.

Que notre langue soit de moins en moins utilisée

QA16.3 Some people may have fears about the building of Europe, the European Union. Here is a list of things which some people say they are afraid of. For each one, please tell me if you, personally, are currently afraid of it, or not.
Our language being used less and less

	EU25		EU15		NMS		BE		CZ		DK		D-W		DE		D-E		EE	
	EB	EB	EB	EB	EB	EB	EB	EB	EB	EB	EB	EB	EB	EB	EB	EB	EB	EB	EB	EB
Craint actuellement	63.4	62.0	63.4	63.4	63.4	62.0	63.4	62.0	63.4	62.0	63.4	62.0	63.4	62.0	63.4	62.0	63.4	62.0	63.4	62.0
Ne craint pas actuellement	36	-4	37	34	37	-4	39	-5	38	-5	39	-5	44	-4	51	-4	45	+5	45	+1
NSP	4	+1	4	3	3	-1	2	-2	1	-2	1	-2	3	+1	3	+1	1	0	4	+2

	EL		ES		FR		IE		IT		CY		LV		LT		LU	
	EB	EB	EB	EB	EB	EB	EB	EB	EB	EB	EB	EB	EB	EB	EB	EB	EB	EB
Currently afraid of it	63.4	62.0	63.4	62.0	63.4	62.0	63.4	62.0	63.4	62.0	63.4	62.0	63.4	62.0	63.4	62.0	63.4	62.0
Not currently afraid of it	55	+5	28	-10	40	-4	38	-10	38	-7	45	+2	39	-9	47	+3	62	-3
DK	43	-4	61	+4	57	+4	52	+8	54	+4	55	+1	55	+7	49	-3	35	+3
	2	-1	11	+6	3	0	9	+1	7	+1	1	-1	6	+2	3	-2	2	-1

	HU		MT		NL		AT		PL		PT		SI		SK		FI	
	EB	EB	EB	EB	EB	EB	EB	EB	EB	EB	EB	EB	EB	EB	EB	EB	EB	EB
Craint actuellement	63.4	62.0	63.4	62.0	63.4	62.0	63.4	62.0	63.4	62.0	63.4	62.0	63.4	62.0	63.4	62.0	63.4	62.0
Ne craint pas actuellement	23	-8	39	+5	36	-3	36	+1	33	+3	39	-3	42	-11	35	-3	41	-1
NSP	74	+10	58	-5	64	+4	61	+2	64	-3	52	-1	57	+13	62	+4	58	+1
	3	-1	3	0	1	-1	3	-3	4	+1	8	+2	1	-2	3	0	1	0

	SE		UK		BG		HR		RO		TR		CY (tcc)	
	EB	EB	EB	EB	EB	EB	EB	EB	EB	EB	EB	EB	EB	EB
Currently afraid of it	63.4	62.0	63.4	62.0	63.4	62.0	63.4	62.0	63.4	62.0	63.4	62.0	63.4	62.0
Not currently afraid of it	31	-2	31	-5	38	+6	49	-2	23	+1	62	+3	53	+7
DK	67	+3	66	+4	51	-4	46	+2	64	+1	33	+3	42	-6
	1	-2	3	+1	11	-2	5	0	13	-2	5	-6	6	0

EUROBAROMETER 63

QA16.4 Certaines personnes peuvent avoir des craintes concernant l'Europe qui se construit, l'Union européenne. Voici une liste de choses que certains disent craindre. Pour chacune d'entre elles, pouvez-vous me dire si, personnellement, vous la craignez actuellement, ou pas.

Que notre pays paie de plus en plus à l'Union européenne
 QA16.4 Some people may have fears about the building of Europe, the European Union. Here is a list of things which some people say they are afraid of. For each one, please tell me if you, personally, are currently afraid of it, or not.

Our country paying more and more to the European Union

	EU25		EU25		EU15		NMS		BE		CZ		DK		D-W		DE		D-E		EE	
	EB	EB	EB	EB	EB	EB	EB	EB	EB	EB	EB	EB	EB	EB	EB	EB	EB	EB	EB	EB	EB	EB
Craint actuellement	63.4	62.0	63.4	62.0	63.4	62.0	63.4	62.0	63.4	62.0	63.4	62.0	63.4	62.0	63.4	62.0	63.4	62.0	63.4	62.0	63.4	62.0
Ne craint pas actuellement	62	-2	62	59	65	-2	56	0	48	-6	68	0	71	+3	63	+6	29	+1	25	-2	28	-3
NSP	9	+1	8	11	5	0	10	-2	8	+2	4	0	4	-1	5	-1	9	-3				

	EL		ES		FR		IE		IT		CY		LV		LT		LU	
	EB	EB	EB	EB	EB	EB	EB	EB	EB	EB	EB	EB	EB	EB	EB	EB	EB	EB
Currently afraid of it	63.4	62.0	63.4	62.0	63.4	62.0	63.4	62.0	63.4	62.0	63.4	62.0	63.4	62.0	63.4	62.0	63.4	62.0
Not currently afraid of it	66	-5	57	-4	66	-5	51	-4	51	-7	58	-8	62	-8	50	+3	49	-10
DK	11	+4	13	+4	7	0	14	+1	15	+3	12	+4	12	+3	18	+3	14	+2

	HU		MT		NL		AT		PL		PT		SI		SK		FI	
	EB	EB	EB	EB	EB	EB	EB	EB	EB	EB	EB	EB	EB	EB	EB	EB	EB	EB
Craint actuellement	63.4	62.0	63.4	62.0	63.4	62.0	63.4	62.0	63.4	62.0	63.4	62.0	63.4	62.0	63.4	62.0	63.4	62.0
Ne craint pas actuellement	52	-6	51	+4	60	-3	65	-3	62	-1	57	-4	65	-2	56	-2	78	-1
NSP	36	+6	32	-5	38	+7	27	+6	27	-3	31	+1	30	+3	34	+4	19	-1
	12	0	17	+1	2	-3	8	-3	11	+3	12	+3	5	-1	10	-1	3	+2

	SE		UK		BG		HR		RO		TR		CY (tcc)	
	EB	EB	EB	EB	EB	EB	EB	EB	EB	EB	EB	EB	EB	EB
Currently afraid of it	63.4	62.0	63.4	62.0	63.4	62.0	63.4	62.0	63.4	62.0	63.4	62.0	63.4	62.0
Not currently afraid of it	62	-3	67	0	50	+5	64	-2	50	+4	45	+2	34	+4
DK	31	+2	25	0	28	-5	25	+5	28	-3	36	+1	47	-10
	6	0	7	-1	22	0	11	-3	23	0	18	-4	18	+5

EUROBAROMETER 63

QA16.5 Certaines personnes peuvent avoir des craintes concernant l'Europe qui se construit, l'Union européenne. Voici une liste de choses que certains disent craindre. Pour chacune d'entre elles, pouvez-vous me dire si, personnellement, vous la craignez actuellement, ou pas.

La perte des avantages sociaux

QA16.5 Some people may have fears about the building of Europe, the European Union. Here is a list of things which some people say they are afraid of. For each one, please tell me if you, personally, are currently afraid of it, or not.
The loss of social benefits

	EU25		EU15		NMS		BE		CZ		DK		D-W		DE		D-E		EE	
	EB	EB	EB	EB	EB	EB	EB	EB	EB	EB	EB	EB	EB	EB	EB	EB	EB	EB	EB	EB
Craint actuellement	63.4	62.0	63.4	63.4	63.4	62.0	63.4	62.0	63.4	62.0	63.4	62.0	63.4	62.0	63.4	62.0	63.4	62.0	63.4	62.0
Ne craint pas actuellement	50	-2	52	39	54	-3	40	0	44	-4	57	-3	60	-2	71	+1	25	-3	25	-3
NSP	8	+1	7	9	2	-1	8	-5	5	+1	4	0	4	0	4	+1	4	+1	9	0

	EL		ES		FR		IE		IT		CY		LV		LT		LU	
	EB	EB	EB	EB	EB	EB	EB	EB	EB	EB	EB	EB	EB	EB	EB	EB	EB	EB
Currently afraid of it	63.4	62.0	63.4	62.0	63.4	62.0	63.4	62.0	63.4	62.0	63.4	62.0	63.4	62.0	63.4	62.0	63.4	62.0
Not currently afraid of it	51	+6	47	-5	66	+3	36	-6	39	-5	37	-4	32	-4	29	+1	51	-2
DK	40	-6	40	+2	29	-3	51	+3	50	+6	55	+7	56	+5	57	-3	42	+3
	9	0	13	+3	5	0	13	+2	11	0	8	-3	12	-1	13	+1	6	-2

	HU		MT		NL		AT		PL		PT		SI		SK		FI	
	EB	EB	EB	EB	EB	EB	EB	EB	EB	EB	EB	EB	EB	EB	EB	EB	EB	EB
Craint actuellement	63.4	62.0	63.4	62.0	63.4	62.0	63.4	62.0	63.4	62.0	63.4	62.0	63.4	62.0	63.4	62.0	63.4	62.0
Ne craint pas actuellement	32	-8	46	+1	58	-7	63	+7	42	+1	63	+2	59	+1	40	-7	50	-1
NSP	6	-1	13	+3	1	-2	5	-3	10	-1	11	+3	3	-3	11	0	48	0

	SE		UK		BG		HR		RO		TR		CY (tcc)	
	EB	EB	EB	EB	EB	EB	EB	EB	EB	EB	EB	EB	EB	EB
Currently afraid of it	63.4	62.0	63.4	62.0	63.4	62.0	63.4	62.0	63.4	62.0	63.4	62.0	63.4	62.0
Not currently afraid of it	41	+2	46	-3	32	+1	47	+4	25	+7	43	+9	36	+2
DK	5	-2	8	+1	18	-2	11	-3	28	-3	12	-2	13	+3

EUROBAROMETER 63

QA16.6 Certaines personnes peuvent avoir des craintes concernant l'Europe qui se construit, l'Union européenne. Voici une liste de choses que certains disent craindre. Pour chacune d'entre elles, pouvez-vous me dire si, personnellement, vous la craignez actuellement, ou pas.

La perte de notre identité et de notre culture nationales

QA16.6 Some people may have fears about the building of Europe, the European Union. Here is a list of things which some people say they are afraid of. For each one, please tell me if you, personally, are currently afraid of it, or not.
The loss of national identity and culture

	EU25		EU15		NMS		BE		CZ		DK		D-W		DE		D-E		EE	
	EB	EB	EB	EB	EB	EB	EB	EB	EB	EB	EB	EB	EB	EB	EB	EB	EB	EB	EB	EB
Craint actuellement	63.4	62.0	63.4	63.4	63.4	62.0	63.4	62.0	63.4	62.0	63.4	62.0	63.4	62.0	63.4	62.0	63.4	62.0	63.4	62.0
Ne craint pas actuellement	37	-5	39	31	32	-3	39	+2	34	-7	34	-2	35	-2	38	-1	38	-2	38	-2
NSP	4	0	4	5	65	+4	2	-5	3	+1	3	+1	3	+1	3	+1	3	+1	4	0

	EL		ES		FR		IE		IT		CY		LV		LT		LU	
	EB	EB	EB	EB	EB	EB	EB	EB	EB	EB	EB	EB	EB	EB	EB	EB	EB	EB
Craint actuellement	63.4	62.0	63.4	62.0	63.4	62.0	63.4	62.0	63.4	62.0	63.4	62.0	63.4	62.0	63.4	62.0	63.4	62.0
Not currently afraid of it	46	0	27	-14	38	-3	49	-7	35	-8	45	-2	33	-8	40	+3	40	-8
DK	51	+1	63	+10	58	+1	42	+5	59	+7	53	+4	61	+9	53	-1	57	+9
	3	-1	10	+4	3	+1	9	+2	6	+1	2	-2	6	-1	8	-1	3	0

	HU		MT		NL		AT		PL		PT		SI		SK		FI	
	EB	EB	EB	EB	EB	EB	EB	EB	EB	EB	EB	EB	EB	EB	EB	EB	EB	EB
Craint actuellement	63.4	62.0	63.4	62.0	63.4	62.0	63.4	62.0	63.4	62.0	63.4	62.0	63.4	62.0	63.4	62.0	63.4	62.0
Ne craint pas actuellement	22	-10	39	+7	37	-2	43	+1	29	-1	42	-4	36	-5	33	-7	32	-6
NSP	74	+10	58	-6	62	+3	53	+3	66	-1	49	+3	62	+8	62	+8	66	+5
	4	-1	4	0	1	-1	4	-4	5	+1	9	+2	1	-4	5	-1	2	+1

	SE		UK		BG		HR		RO		TR		CY (tcc)	
	EB	EB	EB	EB	EB	EB	EB	EB	EB	EB	EB	EB	EB	EB
Craint actuellement	63.4	62.0	63.4	62.0	63.4	62.0	63.4	62.0	63.4	62.0	63.4	62.0	63.4	62.0
Not currently afraid of it	26	0	59	-5	40	+8	53	+5	20	+1	58	+6	52	+24
DK	72	+2	38	+5	47	-5	42	-4	62	-1	34	-2	40	-27
	3	-1	3	0	13	-3	6	0	18	0	8	-5	8	+3

EUROBAROMETER 63

QA16.7 Certaines personnes peuvent avoir des craintes concernant l'Europe qui se construit, l'Union européenne. Voici une liste de choses que certains disent craindre. Pour chacune d'entre elles, pouvez-vous me dire si, personnellement, vous la craignez actuellement, ou pas.

Une crise économique

QA16.7 Some people may have fears about the building of Europe, the European Union. Here is a list of things which some people say they are afraid of. For each one, please tell me if you, personally, are currently afraid of it, or not.

An economic crisis

	EU25		EU15		NMS		BE		CZ		DK		D-W		DE		D-E		EE	
	EB	EB	EB	EB	EB	EB	EB	EB	EB	EB	EB	EB	EB	EB	EB	EB	EB	EB	EB	EB
Craint actuellement	63.4	62.0	63.4	63.4	63.4	62.0	63.4	62.0	63.4	62.0	63.4	62.0	63.4	62.0	63.4	62.0	63.4	62.0	63.4	62.0
Ne craint pas actuellement	48	-4	49	42	51	-7	43	-5	23	-5	47	-6	49	-4	54	0	37	+1	37	+1
NSP	8	+1	8	10	3	0	6	-8	7	+1	4	-1	4	-1	4	-2	11	+1	11	+1

	EL		ES		FR		IE		IT		CY		LV		LT		LU			
	EB	EB	EB	EB	EB	EB	EB	EB	EB	EB	EB	EB	EB	EB	EB	EB	EB	EB		
Currently afraid of it	63.4	62.0	63.4	62.0	63.4	62.0	63.4	62.0	63.4	62.0	63.4	62.0	63.4	62.0	63.4	62.0	63.4	62.0	63.4	62.0
Not currently afraid of it	54	-4	42	-10	59	+4	30	-4	58	-4	71	-2	46	-6	39	+3	48	-2	48	-2
DK	35	-2	41	+2	34	-3	56	+5	34	+4	24	+2	43	+5	48	-5	45	+2	45	+2
	10	+4	17	+8	6	-2	14	-1	8	0	5	0	12	+2	13	+1	7	0	7	0

	HU		MT		NL		AT		PL		PT		SI		SK		FI			
	EB	EB	EB	EB	EB	EB	EB	EB	EB	EB	EB	EB	EB	EB	EB	EB	EB	EB		
Craint actuellement	63.4	62.0	63.4	62.0	63.4	62.0	63.4	62.0	63.4	62.0	63.4	62.0	63.4	62.0	63.4	62.0	63.4	62.0	63.4	62.0
Ne craint pas actuellement	42	-4	50	+2	30	-10	52	-2	42	-3	74	+10	49	-1	39	-8	33	-1	33	-1
NSP	51	+5	41	+1	67	+12	41	+6	46	+2	18	-12	48	+5	50	+6	64	+1	64	+1
	7	-2	9	-3	4	-2	7	-4	12	+2	8	+1	3	-4	11	+2	4	+1	4	+1

	SE		UK		BG		HR		RO		TR		CY (tcc)	
	EB	EB	EB	EB	EB	EB	EB	EB	EB	EB	EB	EB	EB	EB
Currently afraid of it	63.4	62.0	63.4	62.0	63.4	62.0	63.4	62.0	63.4	62.0	63.4	62.0	63.4	62.0
Not currently afraid of it	34	+2	45	-6	37	+6	47	-5	36	+6	42	+8	34	+8
DK	59	-1	45	+2	43	-5	43	+7	38	-5	48	-3	49	-14
	7	-1	10	+4	20	-1	10	-1	26	-1	10	-4	17	+6

EUROBAROMETER 63

QA16.8 Certaines personnes peuvent avoir des craintes concernant l'Europe qui se construit, l'Union européenne. Voici une liste de choses que certains disent craindre. Pour chacune d'entre elles, pouvez-vous me dire si, personnellement, vous la craignez actuellement, ou pas.

Le transfert d'emplois vers d'autres Pays membres où l'on produit moins cher

QA16.8 Some people may have fears about the building of Europe, the European Union. Here is a list of things which some people say they are afraid of. For each one, please tell me if you, personally, are currently afraid of it, or not.

The transfer of jobs to other Member Countries which have lower production costs

	EU25		EU15		NMS		BE		CZ		DK		D-W		DE		D-E		EE	
	EB	EB	EB	EB	EB	EB	EB	EB	EB	EB	EB	EB	EB	EB	EB	EB	EB	EB	EB	EB
Craint actuellement	63.4	62.0	63.4	63.4	63.4	62.0	63.4	62.0	63.4	62.0	63.4	62.0	63.4	62.0	63.4	62.0	63.4	62.0	63.4	62.0
Ne craint pas actuellement	73	-1	75	63	87	+4	69	-2	70	0	83	-2	84	-1	85	0	85	0	60	+9
NSP	5	0	5	8	1	0	5	-2	25	+3	28	+2	16	+2	15	+1	14	0	32	-9
																				+1

	EL		ES		FR		IE		IT		CY		LV		LT		LU	
	EB	EB	EB	EB	EB	EB	EB	EB	EB	EB	EB	EB	EB	EB	EB	EB	EB	EB
Craint actuellement	63.4	62.0	63.4	62.0	63.4	62.0	63.4	62.0	63.4	62.0	63.4	62.0	63.4	62.0	63.4	62.0	63.4	62.0
Not currently afraid of it	87	+8	56	-8	87	+1	65	-9	70	+5	63	+7	47	-4	46	+2	79	-1
DK	10	-6	30	+4	10	0	25	+6	23	-4	30	-7	43	+4	40	-2	17	+1
	3	-1	14	+4	3	0	10	+2	7	-1	7	0	10	0	14	0	4	0

	HU		MT		NL		AT		PL		PT		SI		SK		FI	
	EB	EB	EB	EB	EB	EB	EB	EB	EB	EB	EB	EB	EB	EB	EB	EB	EB	EB
Craint actuellement	63.4	62.0	63.4	62.0	63.4	62.0	63.4	62.0	63.4	62.0	63.4	62.0	63.4	62.0	63.4	62.0	63.4	62.0
Ne craint pas actuellement	81	+9	65	+6	76	-1	73	-3	58	-1	76	-1	74	+4	60	+3	85	+2
NSP	14	-6	24	-4	23	+2	23	+6	32	+1	15	-3	23	+1	33	-2	13	-3
	5	-3	11	-2	1	-2	5	-1	10	0	9	+4	3	-5	7	-2	1	+1

	SE		UK		BG		HR		RO		TR		CY (tcc)	
	EB	EB	EB	EB	EB	EB	EB	EB	EB	EB	EB	EB	EB	EB
Craint actuellement	63.4	62.0	63.4	62.0	63.4	62.0	63.4	62.0	63.4	62.0	63.4	62.0	63.4	62.0
Not currently afraid of it	81	+3	68	-3	41	+8	64	-7	37	+2	53	+9	39	+4
DK	17	-2	27	+2	31	-6	25	+6	37	-1	31	-3	45	-8
	2	-1	5	+1	28	-3	11	+1	26	-1	17	-4	16	+4

EUROBAROMETER 63

QA16.9 Certaines personnes peuvent avoir des craintes concernant l'Europe qui se construit, l'Union européenne. Voici une liste de choses que certains disent craindre. Pour chacune d'entre elles, pouvez-vous me dire si, personnellement, vous la craignez actuellement, ou pas.

Plus de difficultés pour les agriculteurs (NATIONALITE)

QA16.9 Some people may have fears about the building of Europe, the European Union. Here is a list of things which some people say they are afraid of. For each one, please tell me if you, personally, are currently afraid of it, or not.
More difficulties for (NATIONALITY) farmers

	EU25		EU15		NMS		BE		CZ		DK		D-W		DE		D-E		EE	
	EB	EB	EB	EB	EB	EB	EB	EB	EB	EB	EB	EB	EB	EB	EB	EB	EB	EB	EB	EB
Craint actuellement	63.4	62.0	63.4	63.4	63.4	62.0	63.4	62.0	63.4	62.0	63.4	62.0	63.4	62.0	63.4	62.0	63.4	62.0	63.4	62.0
Ne craint pas actuellement	62	-3	62	58	76	-1	78	+5	45	-8	54	-11	56	-8	64	0	67	0	54	0
NSP	29	+3	28	35	20	+1	18	+2	47	+6	38	+12	36	+10	27	-1	39	0	39	0
	9	0	10	8	4	0	4	-3	7	+1	8	-2	8	-2	9	+1	9	+1	7	-1

	EL		ES		FR		IE		IT		CY		LV		LT		LU	
	EB	EB	EB	EB	EB	EB	EB	EB	EB	EB	EB	EB	EB	EB	EB	EB	EB	EB
Currently afraid of it	63.4	62.0	63.4	62.0	63.4	62.0	63.4	62.0	63.4	62.0	63.4	62.0	63.4	62.0	63.4	62.0	63.4	62.0
Not currently afraid of it	72	-1	54	-11	74	-4	45	-4	60	+5	67	-11	63	-9	51	-1	62	-7
DK	20	-2	30	+7	19	+2	39	+9	29	0	28	+11	30	+8	38	-1	26	+6
	8	+2	17	+5	7	+2	16	-5	12	-3	5	0	8	+2	11	+2	12	+1

	HU		MT		NL		AT		PL		PT		SI		SK		FI	
	EB	EB	EB	EB	EB	EB	EB	EB	EB	EB	EB	EB	EB	EB	EB	EB	EB	EB
Craint actuellement	63.4	62.0	63.4	62.0	63.4	62.0	63.4	62.0	63.4	62.0	63.4	62.0	63.4	62.0	63.4	62.0	63.4	62.0
Ne craint pas actuellement	79	+4	50	+2	71	-4	62	+5	44	-1	77	+1	64	-8	72	+2	82	-1
NSP	16	-4	36	+1	24	+4	27	0	46	-1	14	-5	32	+11	21	-1	17	+2
	5	0	14	-2	5	0	11	-5	9	+1	10	+5	4	-2	7	-1	2	0

	SE		UK		BG		HR		RO		TR		CY (tcc)	
	EB	EB	EB	EB	EB	EB	EB	EB	EB	EB	EB	EB	EB	EB
Currently afraid of it	63.4	62.0	63.4	62.0	63.4	62.0	63.4	62.0	63.4	62.0	63.4	62.0	63.4	62.0
Not currently afraid of it	63	+1	61	-5	54	+10	75	-2	55	+14	58	+3	46	+3
DK	32	+2	28	+2	27	-5	18	+3	29	-9	31	0	41	-8
	6	-1	11	+3	19	-5	7	-1	16	-5	11	-3	13	+5

EUROBAROMETER 63

QA16.10 Certaines personnes peuvent avoir des craintes concernant l'Europe qui se construit, l'Union européenne. Voici une liste de choses que certains disent craindre. Pour chacune d'entre elles, pouvez-vous me dire si, personnellement, vous la craignez actuellement, ou pas.

La fin de (MONNAIE NATIONALE)

QA16.10 Some people may have fears about the building of Europe, the European Union. Here is a list of things which some people say they are afraid of. For each one, please tell me if you, personally, are currently afraid of it, or not.

The end of (NATIONAL CURRENCY)

	EU25		EU15		NMS		CZ		DK		EE		CY		LV		LT		HU	
	EB	EB	EB	EB	EB	EB	EB	EB	EB	EB	EB	EB	EB	EB	EB	EB	EB	EB	EB	EB
Craint actuellement	63.4	62.0	63.4	63.4	63.4	62.0	63.4	62.0	63.4	62.0	63.4	62.0	63.4	62.0	63.4	62.0	63.4	62.0	63.4	62.0
Ne craint pas actuellement	53	-3	57	50	50	-4	41	-8	55	-2	55	+9	48	-8	54	+8	47	-9	47	+9
NSP	4	0	40	44	47	+7	57	+9	41	0	43	-7	46	+8	41	-7	47	+9	6	0

	MT		PL		SI		SK		SE		UK		BG		HR		RO	
	EB	EB	EB	EB	EB	EB	EB	EB	EB	EB	EB	EB	EB	EB	EB	EB	EB	EB
Currently afraid of it	63.4	62.0	63.4	62.0	63.4	62.0	63.4	62.0	63.4	62.0	63.4	62.0	63.4	62.0	63.4	62.0	63.4	62.0
Not currently afraid of it	49	+5	51	-1	37	+6	48	0	43	-2	61	-3	40	+8	55	-7	36	-1
DK	8	+2	41	-2	62	-4	47	+1	52	+2	37	+2	44	-9	38	+9	46	+4

	TR		CY (tcc)	
	EB	EB	EB	EB
Craint actuellement	63.4	62.0	63.4	62.0
Ne craint pas actuellement	54	-3	47	+3
NSP	11	-4	39	-7

EUROBAROMETER 63

QA17.2 Tous les combien de temps à peu près ... ?
 Lisez-vous les nouvelles dans les journaux quotidiens
 QA17.2 About how often do you...?
 Read the news in daily newspapers

	EU15		EU25		NMS		BE		CZ		DK		D-W		DE		D-E		EE	
	EB	EB	EB	EB	EB	EB	EB	EB	EB	EB	EB	EB	EB	EB	EB	EB	EB	EB	EB	EB
Tous les jours	63,4	55,1	63,4	63,4	63,4	55,1	63,4	4	63,4	4	55,1	63,4	4	63,4	55,1	63,4	4	63,4	4	63,4
Plusieurs fois par semaine	39	-2	36	24	24	+5	35	+1	24	+1	54	+3	52	-8	52	-7	51	-4	48	+16
Une ou deux fois par semaine	16	-3	17	21	21	-4	12	-4	26	-4	15	+3	17	-2	18	-1	20	+1	17	-4
Moins souvent	15	0	16	18	18	-1	13	-1	21	+1	13	-4	9	0	9	0	5	-5	13	-7
Jamais	14	+1	15	21	21	-2	16	-1	21	+3	11	-4	15	+8	15	+7	14	+4	13	-5
NSP	15	+4	15	15	15	+5	24	+5	9	+1	7	+1	6	+2	7	+3	10	+5	8	-1
	0	0	0	0	0	-2	0	0	0	0	0	0	0	-1	0	-1	0	0	0	0

	EL		ES		FR		IE		IT		CY		LV		LT		LU		
	EB	EB	EB	EB	EB	EB	EB	EB	EB	EB	EB	EB	EB	EB	EB	EB	EB	EB	
Every day	63,4	55,1	63,4	55,1	63,4	55,1	63,4	4	63,4	4	63,4	4	63,4	4	63,4	4	63,4	4	63,4
Several times a week	13	0	27	+3	29	+3	49	+3	29	-1	16	-3	30	+4	24	+3	55	-3	55
Once or twice a week	13	0	15	-4	14	-5	22	-1	21	-2	15	+3	25	-1	21	0	14	0	14
Less often	15	+2	18	-4	17	-2	16	-2	20	-2	20	0	16	-5	20	0	10	0	10
Never	23	-1	13	-5	15	-5	9	-1	16	0	26	+6	16	-4	21	-4	8	-2	8
DK	35	-2	25	+8	25	+10	3	-1	13	+1	23	-7	12	+5	14	+2	13	+6	13
	0	0	1	+1	0	0	0	0	0	0	1	+1	0	0	0	-1	0	0	0

	HU		MT		NL		AT		PL		PT		SI		SK		FI		
	EB	EB	EB	EB	EB	EB	EB	EB	EB	EB	EB	EB	EB	EB	EB	EB	EB	EB	
Tous les jours	63,4	4	63,4	4	63,4	55,1	63,4	4	63,4	4	63,4	4	63,4	4	63,4	4	63,4	4	63,4
Plusieurs fois par semaine	38	-5	24	+4	61	+1	40	-15	19	+1	16	-4	33	+4	24	+3	73	+7	73
Une ou deux fois par semaine	23	+10	12	+2	14	0	31	+10	18	-4	16	+5	30	+4	25	+1	12	-2	12
Moins souvent	10	-2	20	+1	10	-1	17	+3	19	-3	20	+2	19	-1	22	+2	7	-2	7
Jamais	16	+1	18	+2	6	-1	9	+2	24	+3	21	0	14	-1	22	-1	6	-1	6
NSP	13	-4	25	-9	9	+1	2	0	19	+3	25	-4	4	-5	7	-6	3	+1	3
	1	+1	0	0	0	0	0	0	0	0	2	+2	0	-1	0	0	0	0	0

	SE		UK		BG		RO		TR		CY (tcc)	
	EB	EB	EB	EB	EB	EB	EB	EB	EB	EB	EB	
Every day	63,4	55,1	63,4	55,1	63,4	4	63,4	4	63,4	4	63,4	
Several times a week	70	0	44	-3	21	+6	19	+2	31	+10	51	
Once or twice a week	15	0	12	-4	15	-5	20	+6	15	-3	25	
Less often	6	-1	19	+3	17	+1	18	+8	9	-4	9	
Never	7	+1	12	+2	26	+1	28	+1	16	-5	7	
DK	0	0	13	+2	20	-3	14	-18	27	0	6	
	0	0	0	-1	1	+1	1	+1	2	+1	1	

EUROBAROMETER 63

QA18 En utilisant cette échelle, combien estimez-vous en savoir sur l'Union européenne, ses politiques, ses institutions ?
 QA18 Using this scale, how much do you feel you know about the European Union, its policies, its institutions?

	EU25		EU15		NMS		BE		CZ		DK		D-W		DE		D-E		EE	
	EB	EB	EB	EB	EB	EB	EB	EB	EB	EB	EB	EB	EB	EB	EB	EB	EB	EB	EB	EB
1 NE SAIT RIEN DU TOUT	63.4	62.0	63.4	62.0	63.4	62.0	63.4	62.0	63.4	62.0	63.4	62.0	63.4	62.0	63.4	62.0	63.4	62.0	63.4	62.0
2	9	+2	9	+5	7	+3	10	+6	9	+3	2	-3	6	+3	6	+3	5	+4	7	+2
3	10	-1	10	-1	10	0	8	0	11	0	6	-2	6	-2	6	-2	7	-1	8	-1
4	15	-2	15	-1	16	0	15	0	17	0	14	-3	13	0	13	-1	14	-5	21	0
5	15	-2	15	-5	16	-4	15	-5	15	-4	16	-3	13	-4	14	-3	15	-1	18	-3
6	21	0	20	-1	24	-2	23	-1	20	-2	25	+3	22	0	23	+1	25	0	23	0
7	12	0	13	0	11	0	14	0	10	-3	13	+1	14	-1	14	-1	15	+1	10	+2
8	10	+3	10	+3	10	+2	11	+3	10	+2	13	+3	13	+3	12	+2	9	+1	6	-1
9	5	+1	5	0	4	0	4	0	5	-2	5	0	10	+3	10	+3	8	+1	4	0
10 EN SAIT BEAUCOUP	1	0	1	0	1	0	0	-1	1	-1	2	0	2	0	1	-1	1	-1	1	+1
NSP	1	0	1	0	1	0	0	0	0	-1	0	0	0	-1	0	0	0	0	1	0

	EL		ES		FR		IE		IT		CY		LV		LT		LU	
	EB	EB	EB	EB	EB	EB	EB	EB	EB	EB	EB	EB	EB	EB	EB	EB	EB	EB
KNOW NOTHING AT ALL	63.4	62.0	63.4	62.0	63.4	62.0	63.4	62.0	63.4	62.0	63.4	62.0	63.4	62.0	63.4	62.0	63.4	62.0
2	10	+2	14	+3	9	+3	7	0	10	0	9	+2	7	+1	9	+1	2	-1
3	12	0	16	+1	9	-2	10	+2	14	-2	12	+7	8	-3	9	-4	7	-2
4	17	+1	17	+1	16	-4	14	0	15	0	13	0	15	-3	16	-2	12	-4
5	17	+3	14	-2	19	-1	17	0	13	-4	15	-3	15	-3	15	-1	13	0
6	19	-2	17	-5	25	+1	20	0	16	-3	18	-10	24	0	26	+3	31	+6
7	11	-3	9	+1	11	+2	13	-3	15	+3	12	-2	15	+3	9	-1	13	0
8	7	-1	8	+1	6	+1	9	-1	10	+6	10	0	9	+3	7	0	11	+2
9	5	+1	2	0	3	0	5	+1	4	+1	6	+1	4	+1	4	+1	6	-1
10 EN SAIT BEAUCOUP	2	+1	0	0	1	0	1	0	0	-1	2	+1	1	0	1	+1	4	+2
NSP	0	-2	0	0	1	0	1	0	1	-1	2	0	0	-1	2	+1	2	-1
	0	-1	2	0	0	-1	3	-1	1	0	0	0	1	0	1	0	1	0

	HU		MT		NL		AT		PL		PT		SI		SK		FI	
	EB	EB	EB	EB	EB	EB	EB	EB	EB	EB	EB	EB	EB	EB	EB	EB	EB	EB
1 NE SAIT RIEN DU TOUT	63.4	62.0	63.4	62.0	63.4	62.0	63.4	62.0	63.4	62.0	63.4	62.0	63.4	62.0	63.4	62.0	63.4	62.0
2	14	+2	9	+1	2	0	2	-1	6	0	13	+5	3	-1	3	0	4	0
3	13	-3	8	-1	5	-1	4	-5	8	-2	12	+3	11	+1	10	0	7	-3
4	19	+3	11	0	9	-3	14	0	14	-3	15	+1	16	0	20	+3	15	-2
5	17	+4	18	+5	14	-2	19	+4	16	-4	18	+2	14	-3	16	-2	19	-2
6	17	-2	21	-1	20	-2	24	+6	26	-1	23	-3	23	-2	22	0	22	+1
7	8	-2	14	-2	26	+3	15	+4	12	+4	9	-5	11	0	12	-1	13	+2
8	7	0	11	0	19	+5	11	-1	9	+3	6	-1	10	+3	7	-3	13	+3
9	2	-2	6	0	4	0	6	-3	5	+3	3	0	8	+2	5	0	7	+2
10 EN SAIT BEAUCOUP	0	-2	1	-1	1	+1	2	0	1	0	0	-1	2	0	1	-1	1	0
NSP	1	0	1	0	0	0	0	-1	2	+1	0	0	1	-1	0	-1	0	0
	1	0	0	-1	0	-1	3	-2	1	0	1	0	2	+1	2	+1	0	0

EUROBAROMETER 63

QA18 En utilisant cette échelle, combien estimez-vous en savoir sur l'Union européenne, ses politiques, ses institutions ?
 QA18 Using this scale, how much do you feel you know about the European Union, its policies, its institutions?

	SE		UK		BG		HR		RO		TR		CY (tcc)	
	EB	EB	EB	EB	EB	EB	EB	EB	EB	EB	EB	EB	EB	EB
KNOW NOTHING AT ALL	63,4	62,0	63,4	62,0	63,4	62,0	63,4	62,0	63,4	62,0	63,4	62,0	63,4	62,0
	2	-1	13	-2	8	0	7	+1	5	+1	27	-1	7	+3
	6	0	11	-3	15	+4	9	-3	12	-1	12	+2	7	-1
	17	+2	17	-2	18	+1	15	-3	15	-2	13	-2	10	-5
	18	0	15	-1	15	+2	15	-1	13	-1	9	-5	8	-14
	20	-4	17	+3	14	+1	24	+3	16	+1	16	0	21	0
	13	-1	10	0	8	-3	9	-1	15	+2	8	+1	15	+4
	14	+1	10	+4	5	-2	8	0	12	+2	4	0	13	+5
	8	+1	5	+1	4	-2	6	+2	7	+2	3	+1	6	0
	1	0	1	+1	1	-2	2	+1	2	0	1	0	2	-2
KNOW A GREAT DEAL	1	+1	1	0	3	+1	1	-1	1	0	6	+3	4	+2
	0	0	1	0	8	0	3	+2	2	-2	1	0	6	+6

EUROBAROMETER 63

QA19 Quand vous désirez obtenir des informations sur l'Union européenne, ses politiques et ses institutions, lesquelles des sources suivantes utilisez-vous ? Et encore ? (PLUSIEURS REPONSES POSSIBLES)

QA19 When you are looking for information about the European Union, its policies, its institutions, which of the following sources do you use? Which else? (MULTIPLE ANSWERS POSSIBLE)

	EU25		EU15		NMS		BE		CZ		DK		D-W		DE		D-E		EE	
	EB	EB	EB	EB	EB	EB	EB	EB	EB	EB	EB	EB	EB	EB	EB	EB	EB	EB	EB	EB
Réunions, meetings	63.4	62.0	63.4	62.0	63.4	62.0	63.4	62.0	63.4	62.0	63.4	62.0	63.4	62.0	63.4	62.0	63.4	62.0	63.4	62.0
Discussions avec la famille, les amis, les collègues	4	0	4	5	3	-1	1	0	5	+1	5	+1	6	+2	6	+2	6	+2	4	-1
Journaux quotidiens	23	0	24	26	26	+1	25	+4	41	+2	41	+2	29	+2	29	+1	19	-3	19	-3
Autres journaux, magazines	43	-6	44	37	44	-9	50	-13	54	-1	54	-7	61	-7	60	-7	59	-4	40	-9
Télévision	17	-5	17	18	16	-4	18	-10	28	-6	28	-6	24	-2	23	-4	22	-7	21	-10
Radio	70	-1	69	72	72	-3	71	-5	83	-2	81	+1	81	+1	81	0	77	-5	70	-9
Internet	32	-2	31	41	35	-4	35	-14	51	-3	44	+2	44	+2	46	+2	51	+2	44	-13
Livres, brochures, fiches d'information	22	+1	22	23	30	+2	19	-2	36	+6	23	0	23	0	23	+1	23	+6	38	+1
Téléphone	13	-3	13	14	15	-3	10	-3	24	+5	15	-4	15	-4	14	-5	12	-6	12	-6
Autre (SPONTANE)	1	+1	1	1	1	+1	1	+1	0	0	0	0	1	+1	1	+1	1	+1	1	+1
Ne cherche jamais ce type d'information, pas intéressé(e)	1	0	1	1	1	-1	1	0	1	0	1	0	1	0	1	0	1	0	0	-1
NSP	10	+2	10	9	7	+2	13	+4	3	+4	3	+4	9	+3	9	+2	11	+1	9	+4
	1	0	1	1	0	0	0	0	0	0	1	+1	0	0	0	0	0	0	3	+3

	EL		ES		FR		IE		IT		CY		LV		LT		LU	
	EB	EB	EB	EB	EB	EB	EB	EB	EB	EB	EB	EB	EB	EB	EB	EB	EB	EB
Meetings	63.4	62.0	63.4	62.0	63.4	62.0	63.4	62.0	63.4	62.0	63.4	62.0	63.4	62.0	63.4	62.0	63.4	62.0
Discussions with relatives, friends, colleagues	4	+1	3	0	4	0	3	-1	2	-3	4	-4	2	0	3	-1	11	+3
Daily newspapers	27	+3	14	0	33	+5	17	+4	17	-1	35	-5	23	-5	17	-5	42	+14
Other newspapers, magazines	25	-12	35	-6	40	-6	41	-3	36	-3	25	-12	36	-12	35	-5	59	0
Television	83	+7	66	-1	75	+13	63	+2	67	+1	72	-4	75	-8	79	-2	83	+3
Radio	20	+1	24	-6	36	+3	38	+3	13	0	27	-13	47	-3	46	-6	56	+6
The Internet	9	-2	10	-2	23	-2	14	-4	11	0	25	+5	26	+5	22	+3	25	-3
Books, brochures, information leaflets	10	-2	9	+1	17	0	14	-2	9	0	21	0	14	0	11	-2	33	+12
Telephone	1	+1	0	0	3	+3	0	0	0	0	1	+1	1	+1	0	0	1	+1
Other (SPONTANEOUS)	1	0	1	0	0	-1	2	+1	1	0	1	0	0	-1	2	+1	1	0
Never look for such information, not interested (SPONTANEOUS)	6	0	11	+2	0	-6	14	0	9	+1	6	+2	9	+3	4	-3	0	-2
DK	0	0	3	+2	1	+1	2	0	2	+1	0	0	1	+1	3	+2	0	0

	HU		MT		NL		AT		PL		PT		SI		SK		FI	
	EB	EB	EB	EB	EB	EB	EB	EB	EB	EB	EB	EB	EB	EB	EB	EB	EB	EB
Meetings	63.4	62.0	63.4	62.0	63.4	62.0	63.4	62.0	63.4	62.0	63.4	62.0	63.4	62.0	63.4	62.0	63.4	62.0
Discussions avec la famille, les amis, les collègues	4	-2	6	+2	5	0	6	-4	6	+1	1	0	3	-1	9	+2	3	0
Journaux quotidiens	25	0	21	-1	39	+6	37	0	19	0	12	0	31	0	30	-3	24	0
Autres journaux, magazines	43	+1	30	-8	61	-3	61	+3	30	-7	21	-2	55	+1	43	-1	64	+3
Télévision	14	-4	12	-3	38	-3	24	-4	16	-4	16	-3	26	+2	29	-6	29	-12
Radio	75	-1	64	-6	77	0	70	0	75	-2	72	-2	79	-3	78	-1	79	-1
Internet	42	-1	26	-15	40	+2	46	+2	41	-1	13	+4	51	-1	44	-3	31	-8
Livres, brochures, fiches d'information	14	+2	28	+2	42	0	15	-7	25	+1	11	+2	34	+8	20	0	40	+6
Téléphone	8	-1	26	+2	29	+8	17	0	16	-5	9	+4	17	+3	16	0	17	-7
Autre (SPONTANE)	1	+1	2	+2	1	+1	0	0	1	+1	0	0	1	+1	1	+1	1	+1
Ne cherche jamais ce type d'information, pas intéressé(e) (SPONTANE)	1	0	1	+1	1	-1	3	+1	1	0	1	0	1	-1	1	+1	1	0
NSP	10	-1	5	-1	3	-5	14	+2	7	+1	13	-3	7	+1	8	+1	4	+1
	0	-1	0	0	0	0	1	0	1	+1	2	0	0	0	0	0	0	0

EUROBAROMETER 63

QA19 Quand vous désirez obtenir des informations sur l'Union européenne, ses politiques et ses institutions, lesquelles des sources suivantes utilisez-vous ? Et encore ? (PLUSIEURS REPONSES POSSIBLES)

QA19 When you are looking for information about the European Union, its policies, its institutions, which of the following sources do you use? Which else? (MULTIPLE ANSWERS POSSIBLE)

	SE		UK		BG		HR		RO		TR		CY (tcc)	
	EB	EB	EB	EB	EB	EB	EB	EB	EB	EB	EB	EB	EB	EB
Meetings	63.4	62.0	63.4	62.0	63.4	62.0	63.4	62.0	63.4	62.0	63.4	62.0	63.4	62.0
	7	-1	2	0	2	-2	1	-1	6	+1	4	+2	4	-5
Discussions with relatives, friends, colleagues	38	-5	13	-6	32	+6	30	+7	27	0	30	+15	29	+4
Daily newspapers	68	-3	35	-12	29	-4	44	-9	26	-13	42	-5	48	+1
Other newspapers, magazines	22	-4	8	-6	14	0	13	-2	18	-7	12	-1	18	0
Television	76	-2	45	-13	77	+2	80	-5	80	-4	87	-4	75	+6
Radio	41	-11	22	-7	34	-3	31	-3	38	-16	20	-1	25	+9
The Internet	41	+4	30	+4	6	-3	12	-2	12	0	6	-3	11	-2
Books, brochures, information leaflets	27	-7	8	-7	4	-3	5	-3	10	-1	7	+3	8	+3
Telephone	1	+1	1	+1	0	0	0	0	0	0	0	0	0	0
Other (SPONTANEOUS)	2	-1	0	-1	1	0	1	+1	0	-1	0	-1	2	+1
Never look for such information, not interested (SPONTANEOUS)	6	0	27	+12	9	-7	7	+3	9	+1	1	-2	5	+5
DK	1	+1	1	0	4	+2	2	+1	3	+1	4	+2	2	-2

EUROBAROMETER 63

QA20a.1 En général, pensez-vous que la ... (NATIONALITE) parle trop, suffisamment ou trop peu de l'Union européenne ?
 Télévision
 QA20a.1 Generally speaking, do you think that the (NATIONALITY) ... talks too much, about the right amount or too little about the European Union?
 Television

	EU25	EU15	NMS	BE	CZ	DK	D-W	DE	D-E	EE	EL	ES	FR	IE	IT	CY	LV	LT
	EB	EB	EB	EB	EB	EB	EB	EB	EB	EB	EB	EB	EB	EB	EB	EB	EB	EB
	63,4	63,4	63,4	63,4	63,4	63,4	63,4	63,4	63,4	63,4	63,4	63,4	63,4	63,4	63,4	63,4	63,4	63,4
Trop	10	10	7	5	7	7	3	3	5	5	13	22	22	9	3	13	11	7
Suffisamment	48	47	50	55	47	52	55	56	60	64	28	46	44	52	48	33	47	55
Trop peu	35	35	37	38	41	37	36	35	31	25	54	24	29	27	41	48	33	32
NSP	7	7	6	2	5	4	7	6	5	7	6	9	5	11	8	5	9	6
	LU	HU	MT	NL	AT	PL	PT	SI	SK	FI	SE	UK	BG	HR	RO	TR	CY	
	EB	EB	EB	EB	EB	EB	EB	EB	EB	EB	EB	EB	EB	EB	EB	EB	EB	EB
	63,4	63,4	63,4	63,4	63,4	63,4	63,4	63,4	63,4	63,4	63,4	63,4	63,4	63,4	63,4	63,4	63,4	63,4
Too much	4	9	13	7	14	6	6	14	10	4	3	13	18	29	10	44	54	
About the right amount	52	60	43	30	50	46	48	61	57	65	55	43	45	37	46	31	35	
Too little	32	26	32	58	28	41	38	20	30	27	36	33	29	29	31	18	7	
DK	13	6	12	5	8	7	8	4	2	4	7	12	8	6	13	7	4	

EUROBAROMETER 63

QA20a.2 En général, pensez-vous que la ... (NATIONALITE) parle trop, suffisamment ou trop peu de l'Union européenne ?
 Radio
 QA20a.2 Generally speaking, do you think that the (NATIONALITY) ... talks too much, about the right amount or too little about the European Union?
 Radio

	EU25	EU15	NMS	BE	CZ	DK	D-W	DE	D-E	EE	EL	ES	FR	IE	IT	CY	LV	LT
	EB	EB	EB	EB	EB	EB	EB	EB	EB	EB	EB	EB	EB	EB	EB	EB	EB	EB
	63,4	63,4	63,4	63,4	63,4	63,4	63,4	63,4	63,4	63,4	63,4	63,4	63,4	63,4	63,4	63,4	63,4	63,4
Trop	5	6	4	2	4	4	2	2	3	2	6	14	9	7	2	7	5	4
Suffisamment	41	40	46	50	43	49	50	51	51	57	25	34	42	52	33	28	44	50
Trop peu	30	29	31	34	37	29	33	32	31	24	39	18	23	26	36	42	31	27
NSP	24	25	19	14	16	19	15	15	14	17	31	33	27	15	30	22	20	20

	LU	HU	MT	NL	AT	PL	PT	SI	SK	FI	SE	UK	BG	HR	RO	TR	CY
	EB	EB	EB	EB	EB	EB	EB	EB	EB	EB	EB	EB	EB	EB	EB	EB	EB
	63,4	63,4	63,4	63,4	63,4	63,4	63,4	63,4	63,4	63,4	63,4	63,4	63,4	63,4	63,4	63,4	63,4
Too much	2	5	8	3	11	3	3	10	5	2	2	7	10	16	7	20	42
About the right amount	50	55	34	28	48	42	37	60	56	53	42	39	35	34	38	22	37
Too little	27	26	26	38	26	32	38	19	28	23	28	29	25	25	26	21	8
DK	21	13	32	31	15	23	22	11	11	22	28	25	30	24	29	36	13

EUROBAROMETER 63

QA20a.3 En général, pensez-vous que la ... (NATIONALITE) parle trop, suffisamment ou trop peu de l'Union européenne ?
 Presse
 QA20a.3 Generally speaking, do you think that the (NATIONALITY) ... talks too much, about the right amount or too little about the European Union?
 Press

	EU25	EU15	NMS	BE	CZ	DK	D-W	DE	D-E	EE	EL	ES	FR	IE	IT	CY	LV	LT
	EB	EB	EB	EB	EB	EB	EB	EB	EB	EB	EB	EB	EB	EB	EB	EB	EB	EB
	63,4	63,4	63,4	63,4	63,4	63,4	63,4	63,4	63,4	63,4	63,4	63,4	63,4	63,4	63,4	63,4	63,4	63,4
Trop	9	9	7	4	9	4	2	3	5	4	10	18	13	8	4	14	12	5
Suffisamment	50	50	49	64	50	58	61	61	61	65	33	39	51	54	49	35	51	57
Trop peu	24	24	23	21	28	27	25	24	22	18	35	16	16	23	29	30	19	22
NSP	18	17	21	11	13	11	12	12	12	13	23	27	19	15	18	21	18	17

	LU	HU	MT	NL	AT	PL	PT	SI	SK	FI	SE	UK	BG	HR	RO	TR	CY
	EB	EB	EB	EB	EB	EB	EB	EB	EB	EB	EB	EB	EB	EB	EB	EB	EB
	63,4	63,4	63,4	63,4	63,4	63,4	63,4	63,4	63,4	63,4	63,4	63,4	63,4	63,4	63,4	63,4	63,4
Too much	4	10	10	5	15	4	3	11	10	3	4	16	12	20	9	37	50
About the right amount	62	55	45	51	55	44	43	65	61	74	59	38	37	39	39	27	35
Too little	19	20	18	31	21	24	31	17	20	17	27	26	23	25	26	14	7
DK	16	15	27	13	9	28	22	7	9	6	10	19	28	16	27	22	8

EUROBAROMETER 63

QA20b.1 Pensez-vous que la ... (NATIONALITE) parlée de l'Union européenne de façon trop positive, de façon objective ou de façon trop négative ?
 Télévision
 QA20b.1 Do you think that the (NATIONALITY) ... presents the European Union too positively, objectively or too negatively?
 Television

	EU25	EU15	NMS	BE	CZ	DK	D-W	DE	D-E	EE	EL	ES	FR	IE	IT	CY	LV	LT
	EB	EB	EB	EB	EB	EB	EB	EB	EB	EB	EB	EB	EB	EB	EB	EB	EB	EB
	63,4	63,4	63,4	63,4	63,4	63,4	63,4	63,4	63,4	63,4	63,4	63,4	63,4	63,4	63,4	63,4	63,4	63,4
De façon trop positive	26	24	36	21	30	26	23	25	32	34	35	37	33	15	17	32	33	34
De façon objective	48	48	48	64	54	55	53	53	53	50	44	42	40	55	52	49	47	49
De façon trop négative	11	12	5	9	7	11	9	9	7	3	11	3	12	8	14	8	5	3
NSP	15	16	11	5	9	8	14	13	8	14	10	18	15	21	17	10	14	14

	LU	HU	MT	NL	AT	PL	PT	SI	SK	FI	SE	UK	BG	HR	RO	TR	CY
	EB	EB	EB	EB	EB	EB	EB	EB	EB	EB	EB	EB	EB	EB	EB	EB	EB
	63,4	63,4	63,4	63,4	63,4	63,4	63,4	63,4	63,4	63,4	63,4	63,4	63,4	63,4	63,4	63,4	63,4
Too positively	29	36	31	27	34	39	12	32	38	30	19	13	42	49	26	46	57
Objectively	45	49	39	41	48	45	58	60	52	60	54	42	34	32	53	29	29
Too negatively	8	6	3	21	6	5	8	3	3	4	13	22	5	7	3	12	6
DK	19	10	27	11	12	11	21	6	7	7	14	23	20	11	19	13	7

EUROBAROMETER 63

QA20b.2 Pensez-vous que la ... (NATIONALITE) parlée de l'Union européenne de façon trop positive, de façon objective ou de façon trop négative ?
Radio

QA20b.2 Do you think that the (NATIONALITY) ... presents the European Union too positively, objectively or too negatively?
Radio

	EU25	EU15	NMS	BE	CZ	DK	D-W	DE	D-E	EE	EL	ES	FR	IE	IT	CY	LV	LT
	EB	EB	EB	EB	EB	EB	EB	EB	EB	EB	EB	EB	EB	EB	EB	EB	EB	EB
	63,4	63,4	63,4	63,4	63,4	63,4	63,4	63,4	63,4	63,4	63,4	63,4	63,4	63,4	63,4	63,4	63,4	63,4
De façon trop positive	16	14	26	16	21	18	16	17	22	25	19	22	17	13	8	24	23	26
De façon objective	45	45	47	62	53	54	53	53	55	48	37	36	40	55	44	44	46	44
De façon trop négative	8	9	4	6	5	7	7	7	6	2	10	3	7	8	9	5	4	2
NSP	31	33	23	16	21	21	24	23	17	25	34	39	36	25	39	26	26	27

	LU	HU	MT	NL	AT	PL	PT	SI	SK	FI	SE	UK	BG	HR	RO	TR	CY
	EB	EB	EB	EB	EB	EB	EB	EB	EB	EB	EB	EB	EB	EB	EB	EB	EB
	63,4	63,4	63,4	63,4	63,4	63,4	63,4	63,4	63,4	63,4	63,4	63,4	63,4	63,4	63,4	63,4	63,4
Too positively	24	27	20	13	29	28	8	27	26	18	10	8	27	35	18	27	48
Objectively	43	49	33	38	47	44	51	60	58	55	48	39	31	30	46	22	29
Too negatively	7	6	3	11	5	3	8	2	2	3	7	17	3	6	2	13	6
DK	26	17	44	38	19	26	32	11	14	24	34	36	39	30	35	38	17

EUROBAROMETER 63

QA20b.3 Pensez-vous que la ... (NATIONALITE) parlée de l'Union européenne de façon trop positive, de façon objective ou de façon trop négative ?
 Presse
 QA20b.3 Do you think that the (NATIONALITY) ... presents the European Union too positively, objectively or too negatively?
 Press

	EU25	EU15	NMS	BE	CZ	DK	D-W	DE	D-E	EE	EL	ES	FR	IE	IT	CY	LV	LT
	EB	EB	EB	EB	EB	EB	EB	EB	EB	EB	EB	EB	EB	EB	EB	EB	EB	EB
	63,4	63,4	63,4	63,4	63,4	63,4	63,4	63,4	63,4	63,4	63,4	63,4	63,4	63,4	63,4	63,4	63,4	63,4
De façon trop positive	17	16	25	16	19	18	16	18	26	25	21	23	17	12	12	25	24	26
De façon objective	47	48	46	62	55	57	56	56	54	51	43	41	44	54	53	44	46	49
De façon trop négative	11	12	5	9	7	9	8	8	5	4	10	3	9	9	9	6	7	2
NSP	25	25	24	13	19	15	19	18	14	20	26	33	30	24	26	25	24	23

	LU	HU	MT	NL	AT	PL	PT	SI	SK	FI	SE	UK	BG	HR	RO	TR	CY
	EB	EB	EB	EB	EB	EB	EB	EB	EB	EB	EB	EB	EB	EB	EB	EB	EB
	63,4	63,4	63,4	63,4	63,4	63,4	63,4	63,4	63,4	63,4	63,4	63,4	63,4	63,4	63,4	63,4	63,4
Too positively	25	27	20	13	27	25	8	28	29	22	18	9	29	36	20	38	57
Objectively	47	47	40	50	51	41	53	61	53	65	47	32	31	31	45	24	26
Too negatively	6	7	3	19	7	4	8	3	4	4	16	30	3	7	4	12	7
DK	22	19	38	18	15	29	31	8	14	10	19	29	37	22	32	27	11

EUROBAROMETER 63

QA21.1 Avez-vous déjà entendu parler ... ?
 Du Parlement européen
 QA21.1 Have you heard of...?
 The European Parliament

	EU25		EU25		EU15		NMS		BE		CZ		DK		D-W		DE		D-E		EE	
	EB	EB	EB	EB	EB	EB	EB	EB	EB	EB	EB	EB	EB	EB	EB	EB	EB	EB	EB	EB	EB	EB
Oui	63.4	62.0	63.4	63.4	63.4	62.0	63.4	62.0	63.4	62.0	63.4	62.0	63.4	62.0	63.4	62.0	63.4	62.0	63.4	62.0	63.4	62.0
No	90	-2	90	89	94	-2	89	-5	98	-1	92	-3	92	-3	93	-3	92	-3	93	0	87	-7
Non	8	+1	8	9	6	+2	10	+6	1	-2	7	+3	1	-2	7	+3	7	+3	7	+1	12	+7
NSP	2	+1	2	1	0	0	1	-1	0	0	2	+1	0	0	2	+1	1	0	0	0	1	0

	EL		ES		FR		IE		IT		CY		LV		LT		LU	
	EB	EB	EB	EB	EB	EB	EB	EB	EB	EB	EB	EB	EB	EB	EB	EB	EB	EB
Yes	63.4	62.0	63.4	62.0	63.4	62.0	63.4	62.0	63.4	62.0	63.4	62.0	63.4	62.0	63.4	62.0	63.4	62.0
No	92	+2	86	-2	93	0	97	0	85	-4	82	-2	82	-8	83	0	98	+1
DK	8	-1	10	-1	7	0	3	+1	11	+3	14	+1	16	+8	17	0	2	-1
	0	-1	4	+3	0	0	1	+1	4	+1	4	+2	2	+1	0	0	0	0

	HU		MT		NL		AT		PL		PT		SI		SK		FI	
	EB	EB	EB	EB	EB	EB	EB	EB	EB	EB	EB	EB	EB	EB	EB	EB	EB	EB
Oui	63.4	62.0	63.4	62.0	63.4	62.0	63.4	62.0	63.4	62.0	63.4	62.0	63.4	62.0	63.4	62.0	63.4	62.0
No	91	-3	92	+1	95	-2	92	-3	89	-1	92	-1	95	0	93	-3	96	-1
Non	8	+3	8	+1	5	+2	5	+1	9	-1	7	+1	4	0	7	+4	3	0
NSP	1	0	0	-1	1	+1	3	+2	1	+1	1	0	1	0	0	-1	0	0

	SE		UK		BG		HR		RO		TR		CY (tcc)	
	EB	EB	EB	EB	EB	EB	EB	EB	EB	EB	EB	EB	EB	EB
Yes	63.4	62.0	63.4	62.0	63.4	62.0	63.4	62.0	63.4	62.0	63.4	62.0	63.4	62.0
No	97	-1	87	-2	71	-5	81	-6	85	+3	74	+2	68	-14
DK	2	0	12	+2	26	+6	16	+5	11	-1	23	-1	19	+7
	0	0	1	0	3	-1	3	+1	4	-3	3	-1	13	+7

EUROBAROMETER 63

QA21.2 Avez-vous déjà entendu parler ... ?
De la Commission européenne
QA21.2 Have you heard of...?
The European Commission

	EU25		EU25		EU15		NMS		BE		CZ		DK		D-W		DE		D-E		EE	
	EB	EB	EB	EB	EB	EB	EB	EB	EB	EB	EB	EB	EB	EB	EB	EB	EB	EB	EB	EB	EB	EB
Oui	63.4	62.0	63.4	62.0	63.4	62.0	63.4	62.0	63.4	62.0	63.4	62.0	63.4	62.0	63.4	62.0	63.4	62.0	63.4	62.0	63.4	62.0
No	81	-1	80	83	89	-3	79	-5	91	+3	79	0	91	+3	74	-3	74	-3	81	-6	81	-6
NSP	17	+1	18	16	11	+3	20	+7	8	-3	19	-1	8	-3	19	-1	21	+1	25	+2	17	+6
	2	0	2	1	0	0	1	-2	1	0	2	+1	1	0	2	+1	2	+1	1	+1	2	0

	EL		ES		FR		IE		IT		CY		LV		LT		LU	
	EB	EB	EB	EB	EB	EB	EB	EB	EB	EB	EB	EB	EB	EB	EB	EB	EB	EB
Yes	63.4	62.0	63.4	62.0	63.4	62.0	63.4	62.0	63.4	62.0	63.4	62.0	63.4	62.0	63.4	62.0	63.4	62.0
No	86	+2	74	-2	86	-1	91	-1	74	-3	81	+2	77	-8	73	+4	92	-1
DK	13	-3	21	-1	14	+2	7	0	21	+3	15	-4	20	+7	27	-4	7	0
	0	-1	4	+1	0	-1	2	+1	5	0	4	+1	3	+1	0	0	1	+1

	HU		MT		NL		AT		PL		PT		SI		SK		FI	
	EB	EB	EB	EB	EB	EB	EB	EB	EB	EB	EB	EB	EB	EB	EB	EB	EB	EB
Oui	63.4	62.0	63.4	62.0	63.4	62.0	63.4	62.0	63.4	62.0	63.4	62.0	63.4	62.0	63.4	62.0	63.4	62.0
No	82	0	87	+3	84	-5	88	+1	86	-1	87	-1	92	+2	82	-2	96	0
NSP	17	+1	12	-1	14	+4	9	-2	13	+1	10	0	8	0	16	+1	4	0
	2	0	1	-2	1	0	3	0	1	0	2	0	0	-2	2	+1	0	0

	SE		UK		BG		HR		RO		TR		CY (tcc)	
	EB	EB	EB	EB	EB	EB	EB	EB	EB	EB	EB	EB	EB	EB
Yes	63.4	62.0	63.4	62.0	63.4	62.0	63.4	62.0	63.4	62.0	63.4	62.0	63.4	62.0
No	89	+1	78	-2	62	-3	72	-7	77	+2	63	-1	66	-16
DK	10	-1	21	+2	32	+3	24	+6	16	+1	33	+1	21	+8
	2	0	1	0	5	0	3	0	7	-3	4	0	13	+8

EUROBAROMETER 63

QA21.3 Avez-vous déjà entendu parler ... ?
 Du Conseil de l'Union européenne
 QA21.3 Have you heard of...?
 The Council of the European Union

	EU25		EU15		NMS		BE		CZ		DK		D-W		DE		D-E		EE	
	EB	EB	EB	EB	EB	EB	EB	EB	EB	EB	EB	EB	EB	EB	EB	EB	EB	EB	EB	EB
Oui	63,4	62,0	63,4	63,4	63,4	62,0	63,4	62,0	63,4	62,0	63,4	62,0	63,4	62,0	63,4	62,0	63,4	62,0	63,4	62,0
No	65	-1	63	74	66	-10	75	+20	83	-5	60	-4	58	-5	52	-11	73	0	73	0
NSP	32	0	34	24	33	+9	23	-17	15	+4	38	+3	39	+4	45	+9	25	+1	25	+1
	3	+1	3	2	1	+1	2	-3	2	+1	3	+1	2	0	2	+1	2	+1	2	-1
	EL																			
	ES		FR		IE		IT		CY		LV		LT		LU					
	EB	EB	EB	EB	EB	EB	EB	EB	EB	EB	EB	EB	EB	EB	EB	EB	EB	EB	EB	EB
Yes	63,4	62,0	63,4	62,0	63,4	62,0	63,4	62,0	63,4	62,0	63,4	62,0	63,4	62,0	63,4	62,0	63,4	62,0	63,4	62,0
No	81	+2	70	-4	69	+3	72	+1	59	-12	79	+5	64	+4	59	+3	74	-12	74	-12
DK	18	-2	25	+2	29	-4	23	-3	35	+11	16	-7	31	-5	41	-3	22	+9	22	+9
	1	0	6	+3	2	+1	5	+2	5	0	5	+1	5	0	0	0	3	+2	3	+2
	HU																			
	MT		NL		AT		PL		PT		SI		SK		FI					
	EB	EB	EB	EB	EB	EB	EB	EB	EB	EB	EB	EB	EB	EB	EB	EB	EB	EB	EB	EB
Yes	63,4	62,0	63,4	62,0	63,4	62,0	63,4	62,0	63,4	62,0	63,4	62,0	63,4	62,0	63,4	62,0	63,4	62,0	63,4	62,0
No	74	-2	83	+10	74	+5	70	-2	75	+12	73	-6	79	+5	79	+10	76	0	76	0
NSP	24	+2	16	-6	24	-5	26	+2	23	-13	23	+5	20	-2	19	-9	23	0	23	0
	2	-1	1	-4	2	0	4	-1	2	+1	4	+1	1	-3	2	-1	2	+1	2	+1
	SE																			
	UK		BG		HR		RO		TR		CY (tcc)									
	EB	EB	EB	EB	EB	EB	EB	EB	EB	EB	EB	EB	EB	EB	EB	EB	EB	EB	EB	EB
Yes	63,4	62,0	63,4	62,0	63,4	62,0	63,4	62,0	63,4	62,0	63,4	62,0	63,4	62,0	63,4	62,0	63,4	62,0	63,4	62,0
No	54	-37	52	+8	60	+2	79	-1	76	+26	64	+10	65	-4	65	-4	65	-4	65	-4
DK	41	+33	46	-8	35	0	17	0	17	-14	32	-9	22	+2	22	+2	22	+2	22	+2
	5	+4	2	0	5	-1	3	0	7	-12	5	0	12	+1	12	+1	12	+1	12	+1

(Note: EB62.0 - Conseil des Ministres de l'Union européenne/ Council of Ministers of the European Union)

EUROBAROMETER 63

QA21.4 Avez-vous déjà entendu parler ... ?
De la Cour de Justice des Communautés européennes
QA21.4 Have you heard of...?
The Court of Justice of the European Communities

	EU25		EU25		EU15		NMS		BE		CZ		DK		D-W		DE		D-E		EE	
	EB	EB	EB	EB	EB	EB	EB	EB	EB	EB	EB	EB	EB	EB	EB	EB	EB	EB	EB	EB	EB	EB
Oui	63.4	62.0	63.4	62.0	63.4	62.0	63.4	62.0	63.4	62.0	63.4	62.0	63.4	62.0	63.4	62.0	63.4	62.0	63.4	62.0	63.4	62.0
No	30	+7	68	-8	65	-14	67	-14	57	+2	41	+2	96	+5	78	-12	78	-13	77	-15	59	+5
NSP	3	+1	29	+14	33	+14	33	+14	41	+2	41	+2	4	-4	20	+11	20	+11	22	+14	38	-4
	1	0	6	+2	2	0	0	0	2	-4	2	-4	1	0	2	+1	2	+1	0	0	3	-1
	EU25																					
	EL		ES		FR		IE		IT		CY		LV		LT		LU					
Yes	63.4	62.0	63.4	62.0	63.4	62.0	63.4	62.0	63.4	62.0	63.4	62.0	63.4	62.0	63.4	62.0	63.4	62.0	63.4	62.0	63.4	62.0
No	80	+1	65	-7	58	-13	71	-5	53	-6	83	-4	54	-16	49	-10	88	-3	49	-10	88	-3
DK	1	0	6	+2	41	+12	23	+2	42	+8	14	+2	42	+8	3	+1	6	+3	51	+10	10	+1
	1	0	6	+2	1	0	5	+2	5	-2	3	+1	5	-2	1	0	6	+3	0	0	1	+1
	EU25																					
	HU		MT		NL		AT		PL		PT		SI		SK		FI					
Oui	63.4	62.0	63.4	62.0	63.4	62.0	63.4	62.0	63.4	62.0	63.4	62.0	63.4	62.0	63.4	62.0	63.4	62.0	63.4	62.0	63.4	62.0
No	49	-3	71	0	69	-16	81	-6	72	-3	75	-2	77	-6	74	-7	81	+4	74	-7	81	+4
NSP	3	0	2	-3	30	+16	16	+4	27	+3	22	+2	22	+8	23	+6	18	-4	23	+6	18	-4
	3	0	2	-3	1	0	3	+1	2	+1	3	0	1	-2	2	-1	2	+1	2	-1	2	+1
	EU25																					
	SE		UK		BG		HR		RO		TR		CY (tcc)									
Yes	63.4	62.0	63.4	62.0	63.4	62.0	63.4	62.0	63.4	62.0	63.4	62.0	63.4	62.0	63.4	62.0	63.4	62.0	63.4	62.0	63.4	62.0
No	93	0	67	-6	47	-10	64	-6	63	+16	50	+3	55	-10	50	+3	55	-10	50	+3	55	-10
DK	0	-1	31	+5	44	+8	31	+5	28	-7	43	-5	30	+7	43	-5	30	+7	43	-5	30	+7
	7	+1	31	+5	9	+2	5	+1	9	-10	6	+1	15	+3	6	+1	15	+3	6	+1	15	+3

(Note: EB62.0 - Cour de Justice de l'Union européenne/ Court of Justice of the European Union)

EUROBAROMETER 63

QA21.5 Avez-vous déjà entendu parler ... ?
 De la Banque centrale européenne
 QA21.5 Have you heard of...?
 The European Central Bank

	EU25		EU25		EU15		NMS		BE		CZ		DK		D-W		DE		D-E		EE	
	EB	EB	EB	EB	EB	EB	EB	EB	EB	EB	EB	EB	EB	EB	EB	EB	EB	EB	EB	EB	EB	EB
Oui	63.4	62.0	63.4	62.0	63.4	62.0	63.4	62.0	63.4	62.0	63.4	62.0	63.4	62.0	63.4	62.0	63.4	62.0	63.4	62.0	63.4	62.0
No	71	0	73	62	68	-3	72	+4	82	+8	84	-3	85	-3	86	-6	86	-3	86	-6	62	-9
NSP	27	0	25	36	32	+3	27	-1	17	-8	14	+2	14	+3	13	+5	14	+3	13	+5	36	+10
	2	0	2	2	0	0	1	-3	1	0	2	+1	2	+1	1	+1	2	+1	1	+1	2	-1

	EL		ES		FR		IE		IT		CY		LV		LT		LU	
	EB	EB	EB	EB	EB	EB	EB	EB	EB	EB	EB	EB	EB	EB	EB	EB	EB	EB
Yes	63.4	62.0	63.4	62.0	63.4	62.0	63.4	62.0	63.4	62.0	63.4	62.0	63.4	62.0	63.4	62.0	63.4	62.0
No	64	-4	70	0	70	-2	84	+2	65	0	66	+8	54	-10	57	+1	85	-2
DK	34	+3	24	-2	29	+1	13	-3	31	+1	27	-10	39	+6	43	-1	13	+1
	1	0	6	+2	1	+1	3	+1	3	-2	7	+2	6	+3	0	0	1	0

	HU		MT		NL		AT		PL		PT		SI		SK		FI	
	EB	EB	EB	EB	EB	EB	EB	EB	EB	EB	EB	EB	EB	EB	EB	EB	EB	EB
Oui	63.4	62.0	63.4	62.0	63.4	62.0	63.4	62.0	63.4	62.0	63.4	62.0	63.4	62.0	63.4	62.0	63.4	62.0
No	52	+2	65	-2	89	+4	87	+14	62	+5	83	+1	76	+2	66	-2	94	+3
NSP	45	-2	33	+6	10	-4	11	-12	37	-4	14	-2	22	0	32	+4	6	-2
	3	0	2	-4	1	+1	2	-2	2	+1	3	0	1	-3	3	-1	0	0

	SE		UK		BG		HR		RO		TR		CY (tcc)	
	EB	EB	EB	EB	EB	EB	EB	EB	EB	EB	EB	EB	EB	EB
Yes	63.4	62.0	63.4	62.0	63.4	62.0	63.4	62.0	63.4	62.0	63.4	62.0	63.4	62.0
No	88	+2	59	-2	64	-2	68	+4	69	+16	54	-1	58	-1
DK	10	-3	40	+3	31	+3	27	-6	21	-9	41	+1	26	+2
	1	0	2	+1	5	-1	6	+2	9	-7	6	+1	16	-1

EUROBAROMETER 63

QA22.1 Et pour chacune des entités européennes suivantes, pensez-vous qu'elle joue un rôle important ou pas dans la vie de l'Union européenne ?
 Le Parlement européen
 QA22.1 And for each of the following European bodies, do you think it plays an important role or not in the life of the European Union?
 The European Parliament

	EU25		EU15		NMS		BE		CZ		DK		D-W		DE		D-E		EE	
	EB	EB	EB	EB	EB	EB	EB	EB	EB	EB	EB	EB	EB	EB	EB	EB	EB	EB	EB	EB
Important	63.4	62.0	63.4	63.4	63.4	62.0	63.4	62.0	63.4	62.0	63.4	62.0	63.4	62.0	63.4	62.0	63.4	62.0	63.4	62.0
Pas important	77	-4	76	84	84	-3	82	-2	82	-2	80	-4	69	-6	70	-7	77	-8	74	-10
NSP	10	+2	11	4	11	+2	7	+2	11	0	10	+3	17	+1	17	+2	14	+4	5	0
	13	+3	13	12	12	+1	11	0	11	+2	10	+2	14	+5	13	+5	10	+5	21	+10

	EL		ES		FR		IE		IT		CY		LV		LT		LU	
	EB	EB	EB	EB	EB	EB	EB	EB	EB	EB	EB	EB	EB	EB	EB	EB	EB	EB
Important	63.4	62.0	63.4	62.0	63.4	62.0	63.4	62.0	63.4	62.0	63.4	62.0	63.4	62.0	63.4	62.0	63.4	62.0
Not important	83	-3	76	-4	74	-9	82	-6	82	-1	85	-2	73	-3	76	-4	89	+5
DK	7	+2	6	0	14	+6	6	+4	7	-1	2	-1	5	0	5	0	7	0
	10	0	18	+4	12	+3	12	+2	11	+2	13	+3	22	+2	19	+4	5	-3

	HU		MT		NL		AT		PL		PT		SI		SK		FI	
	EB	EB	EB	EB	EB	EB	EB	EB	EB	EB	EB	EB	EB	EB	EB	EB	EB	EB
Important	63.4	62.0	63.4	62.0	63.4	62.0	63.4	62.0	63.4	62.0	63.4	62.0	63.4	62.0	63.4	62.0	63.4	62.0
Pas important	88	0	86	+4	85	-4	75	-2	83	-3	82	+1	92	+2	85	-4	85	-4
NSP	3	0	5	0	12	+5	13	0	4	+1	2	-2	2	-1	7	+3	8	0
	9	-1	9	-4	3	0	12	+2	13	+2	15	0	6	-1	8	+1	6	+3

	SE		UK		BG		HR		RO		TR		CY (tcc)	
	EB	EB	EB	EB	EB	EB	EB	EB	EB	EB	EB	EB	EB	EB
Important	63.4	62.0	63.4	62.0	63.4	62.0	63.4	62.0	63.4	62.0	63.4	62.0	63.4	62.0
Not important	87	-1	67	-4	65	-5	70	-10	79	+8	68	+4	59	-17
DK	6	-1	13	+2	3	0	5	0	3	+2	9	-1	13	+5
	7	+2	20	+2	32	+5	26	+12	18	-10	24	-3	28	+12

EUROBAROMETER 63

QA22.2 Et pour chacune des entités européennes suivantes, pensez-vous qu'elle joue un rôle important ou pas dans la vie de l'Union européenne ?
 La Commission européenne
 QA22.2 And for each of the following European bodies, do you think it plays an important role or not in the life of the European Union?
 The European Commission

	EU25		EU25		EU15		NMS		BE		CZ		DK		D-W		DE		D-E		EE	
	EB	EB	EB	EB	EB	EB	EB	EB	EB	EB	EB	EB	EB	EB	EB	EB	EB	EB	EB	EB	EB	EB
Important	63.4	62.0	63.4	62.0	63.4	62.0	63.4	62.0	63.4	62.0	63.4	62.0	63.4	62.0	63.4	62.0	63.4	62.0	63.4	62.0	63.4	62.0
Pas important	72	-3	70	79	84	-4	75	0	74	-7	62	-7	63	-7	63	-11	63	-11	63	-11	71	-8
NSP	10	+1	10	5	9	+2	10	+1	11	+6	16	+1	16	+1	21	+6	21	+6	20	+8	5	+1
	19	+3	19	15	6	+1	16	0	15	+1	21	+6	21	+6	21	+6	21	+6	20	+8	24	+7

	EL		ES		FR		IE		IT		CY		LV		LT		LU	
	EB	EB	EB	EB	EB	EB	EB	EB	EB	EB	EB	EB	EB	EB	EB	EB	EB	EB
Important	63.4	62.0	63.4	62.0	63.4	62.0	63.4	62.0	63.4	62.0	63.4	62.0	63.4	62.0	63.4	62.0	63.4	62.0
Not important	79	0	69	-4	72	-4	77	-7	77	0	84	-1	67	-3	70	-4	84	+2
DK	7	+1	9	+1	10	+3	7	+5	7	-2	2	-1	7	+1	5	0	5	-1
	15	0	23	+4	17	+1	16	+2	17	+3	14	+2	26	+2	24	+3	11	0

	HU		MT		NL		AT		PL		PT		SI		SK		FI	
	EB	EB	EB	EB	EB	EB	EB	EB	EB	EB	EB	EB	EB	EB	EB	EB	EB	EB
Important	63.4	62.0	63.4	62.0	63.4	62.0	63.4	62.0	63.4	62.0	63.4	62.0	63.4	62.0	63.4	62.0	63.4	62.0
Pas important	81	0	81	+2	81	-1	74	-4	81	-3	78	0	88	0	76	-4	83	-4
NSP	5	+1	4	0	8	+1	12	+3	4	+2	3	0	3	0	11	+4	9	+1
	14	-1	15	-2	11	0	14	0	15	+1	19	0	9	-1	12	-1	8	+3

	SE		UK		BG		HR		RO		TR		CY (tcc)	
	EB	EB	EB	EB	EB	EB	EB	EB	EB	EB	EB	EB	EB	EB
Important	63.4	62.0	63.4	62.0	63.4	62.0	63.4	62.0	63.4	62.0	63.4	62.0	63.4	62.0
Not important	74	-5	61	-2	59	-4	60	-16	72	+7	57	-2	57	-16
DK	7	+1	11	0	3	0	6	0	3	+2	14	+3	13	+4
	19	+4	28	+2	38	+3	34	+16	25	-9	28	-2	30	+12

EUROBAROMETER 63

QA22.3 Et pour chacune des entités européennes suivantes, pensez-vous qu'elle joue un rôle important ou pas dans la vie de l'Union européenne ?
 Le Conseil de l'Union européenne
 QA22.3 And for each of the following European bodies, do you think it plays an important role or not in the life of the European Union?
 The Council of the European Union

	EU25		EU25		EU15		NMS		BE		CZ		DK		D-W		DE		D-E		EE			
	EB	EB	EB	EB	EB	EB	EB	EB	EB	EB	EB	EB	EB	EB	EB	EB	EB	EB	EB	EB	EB	EB		
Important	61	63.4	61	63.4	72	69	71	63.4	62.0	63.4	62.0	63.4	62.0	63.4	62.0	63.4	62.0	63.4	62.0	63.4	62.0	63.4	62.0	
Pas important	13	0	14	0	7	18	10	-4	15	+8	22	-2	23	0	24	+5	25	+5	26	+9	27	+3		
NSP	26	+4	28	21	14	14	19	-11	19	+5	30	+8	29	+8	30	+8	29	+8	29	+8	28	+3		
EL																								
FR																								
IE																								
IT																								
LV																								
LT																								
LU																								
Important	74	63.4	67	62.0	57	57	62	-6	68	-3	85	+2	59	+1	63	-4	63.4	62.0	63.4	62.0	63.4	62.0	63.4	62.0
Not important	8	+2	7	-2	14	0	9	+4	10	-1	2	-1	9	0	6	0	6	0	6	0	8	-2		
DK	19	+2	26	+7	29	+7	28	+1	22	+4	13	-1	32	-2	32	+5	32	-2	32	+5	22	+8		
HU																								
MT																								
NL																								
PL																								
PT																								
SI																								
SK																								
FI																								
Important	78	0	79	+5	71	-2	57	-4	71	+3	67	-4	78	+2	74	+5	63.4	62.0	63.4	62.0	63.4	62.0	63.4	62.0
Pas important	6	+2	5	0	12	0	19	+3	7	+1	4	0	6	-1	11	+1	6	-1	11	+1	15	+2		
NSP	16	-2	16	-4	16	+1	24	+1	22	-4	29	+4	16	-1	15	-5	16	-1	15	-5	21	+8		
SE																								
UK																								
BG																								
HR																								
RO																								
TR																								
CY (tcc)																								
Important	45	62.0	50	+4	56	-2	66	-9	72	+31	57	+3	57	-11	57	+3	63.4	62.0	63.4	62.0	63.4	62.0	63.4	62.0
Not important	10	+2	13	-5	4	0	6	0	3	+1	13	0	13	0	13	0	6	-1	11	+1	15	+2		
DK	45	+33	36	0	40	+1	29	+10	25	-32	29	-4	31	+9	29	-4	31	+9	29	-4	31	+9		

(Note: EB62.0 - Conseil des Ministres de l'Union européenne/ Council of Ministers of the European Union)

EUROBAROMETER 63

QA22.4 Et pour chacune des entités européennes suivantes, pensez-vous qu'elle joue un rôle important ou pas dans la vie de l'Union européenne ?
 La Cour de Justice des Communautés européennes
 QA22.4 And for each of the following European bodies, do you think it plays an important role or not in the life of the European Union?
 The Court of Justice of the European Communities

	EU25		EU25		EU15		NMS		BE		CZ		DK		D-W		DE		D-E		EE	
	EB	EB	EB	EB	EB	EB	EB	EB	EB	EB	EB	EB	EB	EB	EB	EB	EB	EB	EB	EB	EB	EB
Important	63.4	62.0	63.4	62.0	63.4	62.0	63.4	62.0	63.4	62.0	63.4	62.0	63.4	62.0	63.4	62.0	63.4	62.0	63.4	62.0	63.4	62.0
Pas important	67	-5	66	-6	72	-6	70	+9	82	-1	66	-9	67	-10	71	-13	61	+1	63.4	62.0	61	+1
NSP	11	+1	12	6	17	+2	8	-3	9	+1	17	+4	17	+4	16	+6	6	0	17	+6	6	0
	21	+3	21	22	11	+4	22	-7	10	+1	18	+6	17	+6	13	+7	33	-1	17	+6	33	-1

	EL		ES		FR		IE		IT		CY		LV		LT		LU	
	EB	EB	EB	EB	EB	EB	EB	EB	EB	EB	EB	EB	EB	EB	EB	EB	EB	EB
Important	63.4	62.0	63.4	62.0	63.4	62.0	63.4	62.0	63.4	62.0	63.4	62.0	63.4	62.0	63.4	62.0	63.4	62.0
Not important	74	-3	66	-6	57	-9	68	-7	66	+1	85	-2	59	-6	59	-13	85	+3
DK	7	+1	8	0	16	+1	7	+4	10	-2	2	-1	7	+1	6	+1	5	-2
	19	+2	26	+5	27	+8	25	+3	24	+1	12	+2	34	+5	35	+12	10	-1

	HU		MT		NL		AT		PL		PT		SI		SK		FI	
	EB	EB	EB	EB	EB	EB	EB	EB	EB	EB	EB	EB	EB	EB	EB	EB	EB	EB
Important	63.4	62.0	63.4	62.0	63.4	62.0	63.4	62.0	63.4	62.0	63.4	62.0	63.4	62.0	63.4	62.0	63.4	62.0
Pas important	67	-1	79	+6	69	-11	72	-2	75	-1	70	-2	78	-2	73	-5	81	0
NSP	9	+2	4	-1	15	+4	14	+2	5	+1	4	0	5	-1	10	+3	9	0
	25	0	17	-5	16	+7	14	+1	20	0	25	+1	17	+3	17	+2	10	0

	SE		UK		BG		HR		RO		TR		CY (tcc)	
	EB	EB	EB	EB	EB	EB	EB	EB	EB	EB	EB	EB	EB	EB
Important	63.4	62.0	63.4	62.0	63.4	62.0	63.4	62.0	63.4	62.0	63.4	62.0	63.4	62.0
Not important	84	-1	65	-3	48	-9	50	-19	66	+27	52	+3	51	-18
DK	6	-1	11	+2	5	+2	7	-1	3	+1	12	-4	14	+5
	10	+2	24	+1	47	+7	43	+19	31	-28	36	+1	35	+12

(Note: EB62.0 - Cour de Justice de l'Union européenne/ Court of Justice of the European Union)

EUROBAROMETER 63

QA22.5 Et pour chacune des entités européennes suivantes, pensez-vous qu'elle joue un rôle important ou pas dans la vie de l'Union européenne ?
 La Banque centrale européenne
 QA22.5 And for each of the following European bodies, do you think it plays an important role or not in the life of the European Union?
 The European Central Bank

	EU25		EU15		NMS		BE		CZ		DK		D-W		DE		D-E		EE	
	EB	EB	EB	EB	EB	EB	EB	EB	EB	EB	EB	EB	EB	EB	EB	EB	EB	EB	EB	EB
Important	63.4	62.0	63.4	63.4	63.4	62.0	63.4	62.0	63.4	62.0	63.4	62.0	63.4	62.0	63.4	62.0	63.4	62.0	63.4	62.0
Pas important	71	+1	71	69	80	+8	79	+8	74	+1	74	+1	75	-2	75	-4	78	-10	67	-3
NSP	9	0	9	6	11	0	6	-1	7	+1	7	+1	10	0	10	+1	10	+5	4	0
	21	+1	20	26	9	+1	15	-7	18	-3	18	-3	16	+3	15	+4	12	+5	29	+3

	EL		ES		FR		IE		IT		CY		LV		LT		LU	
	EB	EB	EB	EB	EB	EB	EB	EB	EB	EB	EB	EB	EB	EB	EB	EB	EB	EB
Important	63.4	62.0	63.4	62.0	63.4	62.0	63.4	62.0	63.4	62.0	63.4	62.0	63.4	62.0	63.4	62.0	63.4	62.0
Not important	66	-4	68	-2	69	-1	76	+1	74	+8	83	+5	62	+2	63	+1	83	+8
DK	7	+1	8	-1	10	0	5	+1	7	-4	2	-3	5	-2	5	-2	4	-6
	27	+3	24	+3	21	0	19	-3	19	-4	15	-2	33	-1	32	+1	13	-2

	HU		MT		NL		AT		PL		PT		SI		SK		FI	
	EB	EB	EB	EB	EB	EB	EB	EB	EB	EB	EB	EB	EB	EB	EB	EB	EB	EB
Important	63.4	62.0	63.4	62.0	63.4	62.0	63.4	62.0	63.4	62.0	63.4	62.0	63.4	62.0	63.4	62.0	63.4	62.0
Pas important	70	+3	77	+5	85	0	77	+6	65	+2	77	+2	80	+2	71	-3	87	+3
NSP	6	0	3	-1	9	+3	11	0	5	0	2	-2	4	0	10	+3	6	-4
	24	-3	20	-4	7	-2	12	-6	30	-1	21	-1	16	-2	19	0	7	+1

	SE		UK		BG		HR		RO		TR		CY (tcc)	
	EB	EB	EB	EB	EB	EB	EB	EB	EB	EB	EB	EB	EB	EB
Important	63.4	62.0	63.4	62.0	63.4	62.0	63.4	62.0	63.4	62.0	63.4	62.0	63.4	62.0
Not important	82	+4	57	-3	60	-2	55	-13	70	+26	51	+2	55	-7
DK	5	-3	15	+2	3	0	6	0	3	+2	6	0	12	+3
	13	-1	29	+2	37	+2	40	+14	27	-28	34	-2	32	+3

EUROBAROMETER 63

QA23.1 Et pour chacune d'entre elles, pourriez-vous me dire si vous avez plutôt confiance ou plutôt pas confiance en elle ?
 Le Parlement européen
 QA23.1 And, for each of them, please tell me if you tend to trust it or tend not to trust it:
 The European Parliament

	EU25		EU25		EU15		NMS		BE		CZ		DK		D-W		DE		D-E		EE	
	EB	EB	EB	EB	EB	EB	EB	EB	EB	EB	EB	EB	EB	EB	EB	EB	EB	EB	EB	EB	EB	EB
Plutôt confiance	63.4	62.0	63.4	62.0	63.4	62.0	63.4	62.0	63.4	62.0	63.4	62.0	63.4	62.0	63.4	62.0	63.4	62.0	63.4	62.0	63.4	62.0
Plutôt pas confiance	52	-5	51	-3	56	-9	51	-9	56	-4	46	-9	46	-10	46	-9	46	-10	46	-9	54	-8
NSP	31	+5	33	+5	21	+8	28	+5	30	+1	40	+6	40	+7	40	+6	40	+7	40	+9	17	+1
	18	+2	17	+1	23	-2	5	-2	16	+1	13	+2	14	+2	14	+2	14	+2	15	+2	29	+7

	EL		ES		FR		IE		IT		CY		LV		LT		LU	
	EB	EB	EB	EB	EB	EB	EB	EB	EB	EB	EB	EB	EB	EB	EB	EB	EB	EB
Tend to trust	63.4	62.0	63.4	62.0	63.4	62.0	63.4	62.0	63.4	62.0	63.4	62.0	63.4	62.0	63.4	62.0	63.4	62.0
Tend not to trust	59	-7	50	-14	50	-9	57	-13	66	+3	62	-2	47	+2	56	-10	67	-4
DK	12	0	22	+4	34	+8	17	+7	19	-1	15	-4	19	-1	15	+5	22	+3
	29	+8	28	+9	16	+2	26	+6	15	-1	23	+6	34	-1	29	+5	11	+1

	HU		MT		NL		AT		PL		PT		SI		SK		FI	
	EB	EB	EB	EB	EB	EB	EB	EB	EB	EB	EB	EB	EB	EB	EB	EB	EB	EB
Plutôt confiance	63.4	62.0	63.4	62.0	63.4	62.0	63.4	62.0	63.4	62.0	63.4	62.0	63.4	62.0	63.4	62.0	63.4	62.0
Plutôt pas confiance	71	+3	58	0	51	-12	48	-8	52	+1	63	-1	66	0	63	-7	56	-7
NSP	17	+2	24	+9	41	+13	38	+10	20	0	18	+1	25	+6	23	+6	37	+7
	12	-5	18	-9	8	0	14	-2	28	-1	18	-1	10	-5	15	+2	7	0

	SE		UK		BG		HR		RO		TR		CY (tcc)	
	EB	EB	EB	EB	EB	EB	EB	EB	EB	EB	EB	EB	EB	EB
Tend to trust	63.4	62.0	63.4	62.0	63.4	62.0	63.4	62.0	63.4	62.0	63.4	62.0	63.4	62.0
Tend not to trust	51	-4	35	-4	46	-11	36	-16	68	+3	43	+2	42	-10
DK	35	+4	42	+1	19	+5	31	+4	10	+6	33	-1	27	0
	14	0	24	+4	36	+7	33	+12	22	-9	24	-1	31	+10

EUROBAROMETER 63

QA23.2 Et pour chacune d'entre elles, pourriez-vous me dire si vous avez plutôt confiance ou plutôt pas confiance en elle ?
 La Commission européenne
 QA23.2 And, for each of them, please tell me if you tend to trust it or tend not to trust it:
 The European Commission

	EU25		EU25		EU15		NMS		BE		CZ		DK		D-W		DE		D-E		EE	
	EB	EB	EB	EB	EB	EB	EB	EB	EB	EB	EB	EB	EB	EB	EB	EB	EB	EB	EB	EB	EB	EB
Plutôt confiance	63.4	62.0	63.4	63.4	63.4	62.0	63.4	62.0	63.4	62.0	63.4	62.0	63.4	62.0	63.4	62.0	63.4	62.0	63.4	62.0	63.4	62.0
Plutôt pas confiance	46	-6	45	52	46	-5	50	-3	46	-5	50	-3	38	-6	37	-7	36	-11	36	-11	53	-5
NSP	31	+4	33	22	33	+2	27	+2	33	+5	34	+2	42	+3	42	+4	44	+10	44	+10	15	+1
	23	+2	22	26	22	-1	6	-1	21	0	16	+1	21	+4	21	+3	21	+3	21	+2	32	+4

	EL		ES		FR		IE		IT		CY		LV		LT		LU	
	EB	EB	EB	EB	EB	EB	EB	EB	EB	EB	EB	EB	EB	EB	EB	EB	EB	EB
Tend to trust	63.4	62.0	63.4	62.0	63.4	62.0	63.4	62.0	63.4	62.0	63.4	62.0	63.4	62.0	63.4	62.0	63.4	62.0
Tend not to trust	53	-8	43	-14	45	-9	51	-15	60	0	62	+3	44	+3	53	-9	61	-6
DK	28	+6	31	+10	35	+9	18	+8	19	0	15	-6	19	-2	14	+4	23	+3
	18	+1	26	+4	20	0	31	+7	21	0	23	+2	37	-1	33	+5	16	+3

	HU		MT		NL		AT		PL		PT		SI		SK		FI	
	EB	EB	EB	EB	EB	EB	EB	EB	EB	EB	EB	EB	EB	EB	EB	EB	EB	EB
Plutôt confiance	63.4	62.0	63.4	62.0	63.4	62.0	63.4	62.0	63.4	62.0	63.4	62.0	63.4	62.0	63.4	62.0	63.4	62.0
Plutôt pas confiance	65	+1	59	0	49	-8	44	-5	49	-2	59	-2	64	0	56	-5	54	-4
NSP	18	+3	21	+7	36	+9	39	+6	21	+3	19	+3	26	+8	24	+5	38	+4
	17	-4	20	-7	15	-1	17	-1	30	0	22	0	10	-9	20	0	8	0

	SE		UK		BG		HR		RO		TR		CY (tcc)	
	EB	EB	EB	EB	EB	EB	EB	EB	EB	EB	EB	EB	EB	EB
Tend to trust	63.4	62.0	63.4	62.0	63.4	62.0	63.4	62.0	63.4	62.0	63.4	62.0	63.4	62.0
Tend not to trust	43	-4	31	-8	41	-9	30	-18	63	+4	39	0	40	-11
DK	34	+3	38	+4	18	+4	30	+3	8	+3	35	+1	27	-1
	23	+1	30	+3	41	+5	40	+15	28	-8	27	0	33	+12

EUROBAROMETER 63

QA23.3 Et pour chacune d'entre elles, pourriez-vous me dire si vous avez plutôt confiance ou plutôt pas confiance en elle ?
 Le Conseil de l'Union européenne
 QA23.3 And, for each of them, please tell me if you tend to trust it or tend not to trust it:
 The Council of the European Union

	EU25		EU25		EU15		NMS		BE		CZ		DK		D-W		DE		D-E		EE	
	EB	EB	EB	EB	EB	EB	EB	EB	EB	EB	EB	EB	EB	EB	EB	EB	EB	EB	EB	EB	EB	EB
Plutôt confiance	63,4	62,0	63,4	62,0	63,4	62,0	63,4	62,0	63,4	62,0	63,4	62,0	63,4	62,0	63,4	62,0	63,4	62,0	63,4	62,0	63,4	62,0
Plutôt pas confiance	42	-3	40	49	57	-2	46	+9	50	-5	36	-3	35	-4	31	-11	48	-2	48	-2	48	-2
NSP	29	0	30	21	30	-1	30	-1	26	-3	37	-1	37	-1	40	+5	15	-1	15	-1	15	-1
	29	+3	29	30	13	+3	24	-8	24	+8	28	+5	28	+5	29	+6	36	+6	36	+6	36	+1

	EL		ES		FR		IE		IT		CY		LV		LT		LU	
	EB	EB	EB	EB	EB	EB	EB	EB	EB	EB	EB	EB	EB	EB	EB	EB	EB	EB
Tend to trust	63,4	62,0	63,4	62,0	63,4	62,0	63,4	62,0	63,4	62,0	63,4	62,0	63,4	62,0	63,4	62,0	63,4	62,0
Tend not to trust	50	-7	43	-12	38	-5	42	-9	54	-1	62	+6	38	+4	47	-9	51	-11
DK	28	+5	28	+5	32	-1	16	+3	19	-2	15	-7	20	0	14	+2	20	-1
	22	+2	29	+7	30	+7	42	+6	27	+3	23	0	43	-3	39	+6	29	+13

	HU		MT		NL		AT		PL		PT		SI		SK		FI	
	EB	EB	EB	EB	EB	EB	EB	EB	EB	EB	EB	EB	EB	EB	EB	EB	EB	EB
Plutôt confiance	63,4	62,0	63,4	62,0	63,4	62,0	63,4	62,0	63,4	62,0	63,4	62,0	63,4	62,0	63,4	62,0	63,4	62,0
Plutôt pas confiance	63	+4	57	+4	44	-4	37	-4	45	+5	52	-1	55	+1	55	+6	46	-7
NSP	17	+1	21	+6	36	+5	40	+5	20	-1	16	-2	27	+6	22	-3	35	+1
	20	-5	22	-10	20	-2	23	-1	35	-4	32	+2	18	-8	23	-3	19	+6

	SE		UK		BG		HR		RO		TR		CY (tcc)	
	EB	EB	EB	EB	EB	EB	EB	EB	EB	EB	EB	EB	EB	EB
Tend to trust	63,4	62,0	63,4	62,0	63,4	62,0	63,4	62,0	63,4	62,0	63,4	62,0	63,4	62,0
Tend not to trust	27	-19	27	+1	41	-4	34	-11	62	+24	36	+2	40	-7
DK	25	-10	36	-2	17	+2	32	+3	8	+5	36	-1	27	-1
	49	+30	36	0	42	+2	34	+8	30	-28	28	-1	33	+9

(Note: EB62.0 - Conseil des Ministres de l'Union européenne/ Council of Ministers of the European Union)

EUROBAROMETER 63

QA23.4 Et pour chacune d'entre elles, pourriez-vous me dire si vous avez plutôt confiance ou plutôt pas confiance en elle ?

La Cour de Justice des Communautés européennes

QA23.4 And, for each of them, please tell me if you tend to trust it or tend not to trust it:

The Court of Justice of the European Communities

	EU25		EU25		EU15		NMS		BE		CZ		DK		D-W		DE		D-E		EE	
	EB	EB	EB	EB	EB	EB	EB	EB	EB	EB	EB	EB	EB	EB	EB	EB	EB	EB	EB	EB	EB	EB
Plutôt confiance	63.4	62.0	63.4	63.4	63.4	62.0	63.4	62.0	63.4	62.0	63.4	62.0	63.4	62.0	63.4	62.0	63.4	62.0	63.4	62.0	63.4	62.0
Plutôt pas confiance	52	-5	52	53	53	-2	63	-2	53	+7	77	+3	77	+3	56	-4	56	-6	55	-11	50	0
NSP	23	+2	24	18	27	+2	22	-1	22	-1	13	-1	13	-1	26	+1	27	+3	30	+9	13	+1
	24	+2	23	29	10	0	25	-7	25	-7	10	-2	10	-2	18	+4	17	+3	15	+3	36	-3
	EL																					
	ES																					
	FR																					
	IE																					
	IT																					
	LV																					
	LT																					
	LU																					
Tend to trust	63.4	62.0	63.4	62.0	63.4	62.0	63.4	62.0	63.4	62.0	63.4	62.0	63.4	62.0	63.4	62.0	63.4	62.0	63.4	62.0	63.4	62.0
Tend not to trust	55	-10	43	-14	44	-12	50	-12	50	-12	56	+4	56	+4	67	-5	39	-3	50	-15	70	-2
DK	23	+6	28	+8	30	+7	15	+8	15	+8	16	-3	16	-3	12	-2	16	0	12	+4	16	+2
	22	+4	29	+6	26	+6	35	+3	35	+3	28	-1	28	-1	21	+7	44	+2	38	+11	14	-1
	HU																					
	MT																					
	NL																					
	AT																					
	PL																					
	PT																					
	SI																					
	SK																					
	FI																					
Plutôt confiance	63.4	62.0	63.4	62.0	63.4	62.0	63.4	62.0	63.4	62.0	63.4	62.0	63.4	62.0	63.4	62.0	63.4	62.0	63.4	62.0	63.4	62.0
Plutôt pas confiance	57	+1	62	+5	64	-9	57	-6	57	-6	52	-1	52	-1	56	-1	56	-4	58	-4	68	+4
NSP	17	+2	14	+2	20	+5	27	+7	27	+7	17	+2	17	+2	15	0	26	+8	20	+3	21	-4
	27	-2	24	-7	16	+4	16	-1	16	-1	32	0	32	0	28	0	18	-4	22	+1	10	-1
	SE																					
	UK																					
	BG																					
	HR																					
	RO																					
	TR																					
	CY (tcc)																					
Tend to trust	63.4	62.0	63.4	62.0	63.4	62.0	63.4	62.0	63.4	62.0	63.4	62.0	63.4	62.0	63.4	62.0	63.4	62.0	63.4	62.0	63.4	62.0
Tend not to trust	71	+1	45	-6	40	-13	24	-19	24	-19	59	+22	59	+22	36	+1	38	-10	36	-4	68	+4
DK	16	0	28	+2	16	+5	31	+2	31	+2	8	+6	8	+6	32	-3	26	-1	32	+2	21	-4
	12	-1	27	+4	44	+8	45	+17	45	+17	34	-27	34	-27	32	+2	37	+12	32	+2	10	-1

(Note: EB62.0 - Cour de Justice de l'Union européenne/ Court of Justice of the European Union)

EUROBAROMETER 63

QA23.5 Et pour chacune d'entre elles, pourriez-vous me dire si vous avez plutôt confiance ou plutôt pas confiance en elle ?

La Banque centrale européenne

QA23.5 And, for each of them, please tell me if you tend to trust it or tend not to trust it:

The European Central Bank

	EU25		EU25		EU15		NMS		BE		CZ		DK		D-W		DE		D-E		EE	
	EB	EB	EB	EB	EB	EB	EB	EB	EB	EB	EB	EB	EB	EB	EB	EB	EB	EB	EB	EB	EB	EB
Plutôt confiance	63.4	62.0	63.4	63.4	63.4	62.0	63.4	62.0	63.4	62.0	63.4	62.0	63.4	62.0	63.4	62.0	63.4	62.0	63.4	62.0	63.4	62.0
Plutôt pas confiance	47	-3	48	45	68	0	53	+6	66	+5	52	-2	50	-10	51	-3	50	-3	50	-10	51	-3
NSP	27	+2	28	20	22	+2	25	+1	14	-1	30	0	31	+2	33	+2	31	+2	33	+2	37	+2
	26	0	24	35	10	-1	22	-7	20	-4	17	+1	17	+2	16	+1	17	+2	16	+1	37	+1

	EL		ES		FR		IE		IT		CY		LV		LT		LU	
	EB	EB	EB	EB	EB	EB	EB	EB	EB	EB	EB	EB	EB	EB	EB	EB	EB	EB
Tend to trust	63.4	62.0	63.4	62.0	63.4	62.0	63.4	62.0	63.4	62.0	63.4	62.0	63.4	62.0	63.4	62.0	63.4	62.0
Tend not to trust	44	-8	39	-12	38	-7	49	-3	55	+7	56	+2	40	+4	48	-6	64	0
DK	25	+4	32	+7	37	+7	18	+6	19	-2	13	-6	17	0	12	+3	14	-3
	31	+5	29	+5	25	0	33	-3	25	-6	31	+4	44	-3	40	+3	21	+3

	HU		MT		NL		AT		PL		PT		SI		SK		FI	
	EB	EB	EB	EB	EB	EB	EB	EB	EB	EB	EB	EB	EB	EB	EB	EB	EB	EB
Plutôt confiance	63.4	62.0	63.4	62.0	63.4	62.0	63.4	62.0	63.4	62.0	63.4	62.0	63.4	62.0	63.4	62.0	63.4	62.0
Plutôt pas confiance	52	+3	56	+4	69	-3	55	+5	40	+4	60	+1	58	+2	51	-1	72	+4
NSP	20	+3	14	+1	20	+6	28	+3	18	-1	16	+1	24	+6	24	+5	20	-4
	29	-4	29	-6	11	-3	17	-9	42	-2	24	-2	18	-8	25	-3	8	0

	SE		UK		BG		HR		RO		TR		CY (tcc)	
	EB	EB	EB	EB	EB	EB	EB	EB	EB	EB	EB	EB	EB	EB
Tend to trust	63.4	62.0	63.4	62.0	63.4	62.0	63.4	62.0	63.4	62.0	63.4	62.0	63.4	62.0
Tend not to trust	59	+6	31	-10	44	-6	29	-11	57	+18	31	0	40	-1
DK	23	-1	34	+3	16	+4	27	-1	10	+7	38	+1	25	-2
	18	-5	35	+7	40	+2	44	+12	33	-25	31	-1	34	+2

EUROBAROMETER 63

QA24.1 Pour chacune des affirmations suivantes sur l'Union européenne, pourriez-vous me dire si elle vous semble vraie ou fausse.

L'Union européenne est actuellement composée de quinze Etats membres

QA24.1 For each of the following statements about the European Union could you please tell me whether you think it is true or false?

The European Union currently consists of fifteen Member States

	EU25	EU15		NMS	BE	CZ	DK	D-W	DE	D-E	EE	EL	ES	FR	IE	IT	CY	LV	LT	
	EB	EB	EB	EB	EB	EB	EB	EB	EB	EB	EB	EB	EB	EB	EB	EB	EB	EB	EB	
Vrai	63.4	63.4	63.4	63.4	63.4	63.4	63.4	63.4	63.4	63.4	63.4	63.4	63.4	63.4	63.4	63.4	63.4	63.4	63.4	63.4
Faux	31	31	29	33	31	26	33	37	33	37	26	27	24	24	28	41	11	29	29	29
NSP	49	48	54	61	52	61	49	50	49	50	53	62	47	68	53	31	78	48	45	45
	20	20	17	6	17	13	18	17	17	12	21	11	30	8	19	28	11	24	24	26

	LU	HU	MT	NL	AT	PL	PT	SI	SK	FI	SE	UK	BG	HR	RO	TR	CY			
	EB	EB	EB	EB	EB	EB	EB	EB	EB	EB	EB	EB	EB	EB	EB	EB	EB			
True	63.4	63.4	63.4	63.4	63.4	63.4	63.4	63.4	63.4	63.4	63.4	63.4	63.4	63.4	63.4	63.4	63.4	63.4	63.4	63.4
False	18	23	13	33	34	31	27	21	31	33	33	31	30	24	26	31	14	31	14	14
DK	7	16	20	16	10	16	18	9	14	10	15	32	46	28	43	41	31	55	55	31

EUROBAROMETER 63

QA24.3 Pour chacune des affirmations suivantes sur l'Union européenne, pourriez-vous me dire si elle vous semble vraie ou fausse.

L'Union européenne a son propre hymne

QA24.3 For each of the following statements about the European Union could you please tell me whether you think it is true or false?

The European Union has its own anthem

	EU25		EU25		EU15		NMS		BE		CZ		DK		D-W		DE		D-E		EE	
	EB	EB	EB	EB	EB	EB	EB	EB	EB	EB	EB	EB	EB	EB	EB	EB	EB	EB	EB	EB	EB	EB
Vrai	63,4	62,0	63,4	63,4	63,4	62,0	63,4	62,0	63,4	62,0	63,4	62,0	63,4	62,0	63,4	62,0	63,4	62,0	63,4	62,0	63,4	62,0
Faux	36	0	31	57	35	-5	18	-1	37	+5	25	-4	24	-4	20	-5	40	-9	20	-5	40	-9
NSP	37	+3	40	23	55	+7	63	+22	36	+5	54	+9	57	+10	69	+14	33	+9	69	+14	33	+9
	27	-3	28	20	10	-2	19	-21	28	-9	21	-5	19	-6	11	-9	27	-1	11	-9	27	-1

	EL		ES		FR		IE		IT		CY		LV		LT		LU	
	EB	EB	EB	EB	EB	EB	EB	EB	EB	EB	EB	EB	EB	EB	EB	EB	EB	EB
True	63,4	62,0	63,4	62,0	63,4	62,0	63,4	62,0	63,4	62,0	63,4	62,0	63,4	62,0	63,4	62,0	63,4	62,0
False	27	-6	41	+4	45	+7	23	+1	35	+2	41	-14	43	-7	43	-5	51	-2
DK	26	+4	21	-4	31	-3	39	+5	34	-1	24	+11	28	+9	21	+4	29	-2
	47	+2	39	+1	24	-3	38	-6	32	0	35	+3	29	-3	36	+1	20	+4

	HU		MT		NL		AT		PL		PT		SI		SK		FI	
	EB	EB	EB	EB	EB	EB	EB	EB	EB	EB	EB	EB	EB	EB	EB	EB	EB	EB
Vrai	63,4	62,0	63,4	62,0	63,4	62,0	63,4	62,0	63,4	62,0	63,4	62,0	63,4	62,0	63,4	62,0	63,4	62,0
Faux	62	+2	56	-9	13	0	55	+1	69	-3	33	-7	70	+5	50	-3	26	-1
NSP	15	-1	14	+6	75	+9	27	+12	13	+3	34	+7	15	+3	27	+3	53	-1
	23	-1	30	+3	12	-9	18	-13	18	0	33	-1	15	-7	23	+1	22	+3

	SE		UK		BG		HR		RO		TR		CY (tcc)	
	EB	EB	EB	EB	EB	EB	EB	EB	EB	EB	EB	EB	EB	EB
True	63,4	62,0	63,4	62,0	63,4	62,0	63,4	62,0	63,4	62,0	63,4	62,0	63,4	62,0
False	38	+3	19	-3	49	+5	38	+4	49	+5	35	+6	33	-3
DK	31	+5	41	+1	5	+2	21	+1	10	+4	21	+4	31	0
	30	-9	39	+1	47	-6	41	-5	41	-9	44	-10	36	+3

QA24.4 Pour chacune des affirmations suivantes sur l'Union européenne, pourriez-vous me dire si elle vous semble vraie ou fausse.
Les dernières élections européennes ont lieu en juin 2002

QA24.4 For each of the following statements about the European Union could you please tell me whether you think it is true or false?

The last European elections took place in June 2002

	EU25		EU25		EU15		NMS		BE		CZ		DK		D-W		DE		D-E		EE			
	EB	EB	EB	EB	EB	EB	EB	EB	EB	EB	EB	EB	EB	EB	EB	EB	EB	EB	EB	EB	EB	EB		
Vrai	63,4	62,0	63,4	63,4	63,4	62,0	63,4	62,0	63,4	62,0	63,4	62,0	63,4	62,0	63,4	62,0	63,4	62,0	63,4	62,0	63,4	62,0		
Faux	36	+5	38	26	52	+16	27	+3	33	+6	38	+5	40	+7	47	+11	18	-6	35	-2	46	+7		
NSP	29	-7	26	40	32	-20	42	+6	40	-1	27	-14	23	-16	30	-23	35	-2	46	+11	46	+7		
	35	+3	36	34	15	+3	31	-9	27	-5	34	+9	34	+9	30	+11	46	+7	46	+11	46	+7		
EU																								
	EL		ES		FR		IE		IT		CY		LV		LT		LU		SI		SK		FI	
	EB	EB	EB	EB	EB	EB	EB	EB	EB	EB	EB	EB	EB	EB	EB	EB	EB	EB	EB	EB	EB	EB	EB	
True	63,4	62,0	63,4	62,0	63,4	62,0	63,4	62,0	63,4	62,0	63,4	62,0	63,4	62,0	63,4	62,0	63,4	62,0	63,4	62,0	63,4	62,0	63,4	62,0
False	38	+14	29	+3	35	-4	38	+12	47	+9	10	+2	21	+1	24	+4	22	+12	29	+5	38	+8	41	-12
DK	41	-19	28	-6	26	-1	32	-15	23	-10	57	-10	26	+1	31	-5	52	-29	31	-5	41	-3	41	-12
	22	+6	43	+3	38	+3	31	+4	31	+1	33	+8	53	-2	45	+1	26	+16	45	+1	26	+1	26	+16
HU																								
	MT		NL		AT		PL		PT		SI		SK		FI		CY (tcc)		TR		RO		HR	
	EB	EB	EB	EB	EB	EB	EB	EB	EB	EB	EB	EB	EB	EB	EB	EB	EB	EB	EB	EB	EB	EB	EB	EB
Vrai	63,4	62,0	63,4	62,0	63,4	62,0	63,4	62,0	63,4	62,0	63,4	62,0	63,4	62,0	63,4	62,0	63,4	62,0	63,4	62,0	63,4	62,0	63,4	62,0
Faux	33	-2	19	-4	37	+3	39	+20	25	+6	31	+2	20	+5	29	+5	38	+8	31	+2	20	+5	38	+8
NSP	38	0	51	-5	30	-8	31	-15	41	-7	33	-7	56	+4	41	-3	41	-3	41	-3	41	-3	41	-3
	29	+1	30	+9	33	+5	30	-4	34	0	36	+4	24	-9	30	-2	22	+5	30	-2	22	+5	22	+5
SE																								
	UK		BG		HR		RO		TR		CY (tcc)		TR		RO		HR		BG		UK		SE	
	EB	EB	EB	EB	EB	EB	EB	EB	EB	EB	EB	EB	EB	EB	EB	EB	EB	EB	EB	EB	EB	EB	EB	
True	63,4	62,0	63,4	62,0	63,4	62,0	63,4	62,0	63,4	62,0	63,4	62,0	63,4	62,0	63,4	62,0	63,4	62,0	63,4	62,0	63,4	62,0	63,4	62,0
False	34	+12	35	+1	21	+2	16	-2	22	+2	16	+3	16	-11	22	+3	16	-11	22	+3	16	-11	22	+3
DK	29	-14	19	-2	5	0	16	+8	8	+3	20	-4	20	-4	11	-3	20	-4	11	-3	20	-4	11	-3
	37	+2	45	0	74	-2	68	-6	70	-5	67	-1	63	+14	67	-1	63	+14	67	-1	63	+14	63	+14

EUROBAROMETER 63

QA24 Pour chacune des affirmations suivantes sur l'Union européenne, pourriez-vous me dire si elle vous semble vraie ou fausse.

Moyenne

QA24 For each of the following statements about the European Union could you please tell me whether you think it is true or false?

Average

	EU25	EU15		NMS		BE		CZ		DK		D-W		DE		D-E		EE		EL		ES		FR		IE		IT		CY		LV		LT	
	EB	EB	EB	EB	EB	EB	EB	EB	EB	EB	EB	EB	EB	EB	EB	EB	EB	EB	EB	EB	EB	EB	EB	EB	EB	EB	EB	EB	EB	EB	EB	EB	EB		
Moyenne des bonnes réponses	63.4	63.4	63.4	63.4	63.4	63.4	63.4	63.4	63.4	63.4	63.4	63.4	63.4	63.4	63.4	63.4	63.4	63.4	63.4	63.4	63.4	63.4	63.4	63.4	63.4	63.4	63.4	63.4	63.4	63.4	63.4	63.4	63.4	63.4	
Moyenne des mauvaises réponses	41	39	50	47	38	51	37	36	34	41	52	41	46	43	36	41	46	43	41	52	41	46	43	46	43	36	36	62	14	38	28	43	24	43	
NSP	33	35	27	43	41	31	40	42	51	27	26	23	32	30	23	32	32	30	27	26	23	32	32	30	36	28	24	24	33	28	33	24	33		

	LU	HU		MT		NL		AT		PL		PT		SI		SK		FI		SE		UK		BG		HR		RO		TR		CY	
	EB	EB	EB	EB	EB	EB	EB	EB	EB	EB	EB	EB	EB	EB	EB	EB	EB	EB	EB	EB	EB	EB	EB	EB	EB	EB	EB	EB	EB	EB	EB	EB	
Average of correct answers	63.4	63.4	63.4	63.4	63.4	63.4	63.4	63.4	63.4	63.4	63.4	63.4	63.4	63.4	63.4	63.4	63.4	63.4	63.4	63.4	63.4	63.4	63.4	63.4	63.4	63.4	63.4	63.4	63.4	63.4	63.4	63.4	63.4
Average of wrong answers	62	50	62	36	45	54	44	65	46	41	54	44	44	44	44	50	46	46	41	41	31	31	26	26	33	30	30	27	20	27	38	20	38
DK	16	21	24	18	19	22	27	15	20	16	23	27	27	15	20	20	16	16	23	23	36	36	56	56	46	51	49	49	49	49	49	49	42

EUROBAROMETER 63

QA25a Dans l'Union européenne, chaque Etat membre préside, à son tour, le Conseil de l'Union européenne pendant six mois. A l'heure actuelle, c'est le tour du Luxembourg. Avez-vous récemment lu dans les journaux ou entendu à la radio ou à la télévision quelque chose au sujet de la présidence luxembourgeoise ?

QA25a In the European Union, each Member State, in turn, becomes the President of the Council of the European Union for six months. Right now, it's the turn of Luxembourg. Have you recently read in the newspapers or heard on the radio or television anything about Luxembourg's presidency?

	LU
	EB
	63.4
Oui	82
Non	16
NSP	2

EUROBAROMETER 63

QA25b Que vous ayez ou non entendu parler de quelque chose à ce sujet, pensez-vous que c'est ou non important que le Luxembourg préside en ce moment le Conseil de l'Union européenne ? Diriez-vous que c'est ... ?

QA25b Whether you have heard about it or not, do you think it is important or not that Luxembourg is President of the Council of the European Union at this time? Would you say it is...?

	LU
	EB
	63.4
Très important	46
Important	37
Pas très important	10
Pas du tout important	3
NSP	4
Important	83
Pas important	13

EUROBAROMETER 63

QA25c Dans l'Union européenne, chaque Etat membre préside, à son tour, le Conseil de l'Union européenne pendant six mois. A partir du 1er Juillet 2005 ce sera le tour du Royaume Uni. Avez-vous récemment lu dans les journaux ou entendu à la radio ou à la télévision quelque chose au sujet de la présidence du Royaume Uni ?

QA25c In the European Union, each Member State, in turn, becomes the President of the Council of the European Union for six months. From July the 1st 2005 it will be the turn of the United Kingdom. Have you recently read in the newspapers or heard on the radio or television anything about the United Kingdom's presidency?

	UK
	EB
	63.4
Oui	38
Non	57
NSP	5

EUROBAROMETER 63

QA25d Que vous ayez ou non entendu parler de quelque chose à ce sujet, pensez-vous que c'est ou non important que le Royaume Uni préside à partir du 1er Juillet 2005 le Conseil de l'Union européenne ? Diriez-vous que c'est ... ?
 QA25d Whether you have heard about it or not, do you think it is important or not that the United Kingdom will be President of the Council of the European Union from the 1st of July 2005?
 Would you say it is...?

	UK
	EB
	63.4
Très important	29
Important	42
Pas très important	16
Pas du tout important	4
NSP	9
Important	71
Pas important	20

EUROBAROMETER 63

QA26 A votre avis, quels sont les deux plus importants problèmes auxquels doit faire face (NOTRE PAYS) actuellement ? (MAX. 2 REPONSES)
 QA26 What do you think are the two most important issues facing (OUR COUNTRY) at the moment? (MAX. 2 ANSWERS)

	EU25		EU25		EU15		NMS		BE		CZ		DK		D-W		DE		D-E		EE			
	EB	63.4	EB	62.0	EB	63.4	EB	63.4	EB	63.4	EB	62.0	EB	62.0	EB	63.4	EB	62.0	EB	63.4	EB	62.0	EB	63.4
L'insécurité	23	-1	22	27	19	-4	32	-11	43	+12	15	-3	14	-4	12	-6	12	-4	12	-6	38	-5	38	-5
Les transports en commun	2	0	2	3	5	+2	3	+1	2	0	1	0	1	0	1	+1	1	0	1	+1	1	+1	1	+1
La situation économique	27	0	27	26	22	-4	26	-4	10	-1	42	0	42	0	45	+1	10	0	45	+1	20	+3	20	+3
La hausse des prix / l'inflation	7	0	7	6	13	+2	7	+1	6	0	3	-4	4	-3	8	+3	4	-3	8	+3	7	-1	7	-1
Les impôts	50	+4	48	63	59	+4	48	-6	33	-2	80	+7	81	+6	82	+1	81	+6	82	+1	30	-7	30	-7
Le chômage	10	-6	12	3	4	-2	2	-2	12	-8	3	-1	3	-1	2	-1	2	-1	2	-1	2	-1	2	-1
Le terrorisme	2	0	2	1	0	-1	0	-1	4	-3	0	0	4	-3	0	0	1	0	0	0	2	+2	4	+1
La défense / la politique étrangère	5	+1	5	4	7	+1	5	0	4	-1	4	0	4	-1	4	0	0	0	4	0	1	-1	1	-1
Le logement	14	+1	16	3	18	+1	4	+1	31	+6	6	-1	6	-1	3	+1	6	-1	3	+1	3	+1	3	+1
L'immigration	17	+1	14	29	6	0	33	+16	19	-1	11	-3	10	-3	8	-3	10	-3	8	-3	32	+6	32	+6
Le système de santé	7	+1	8	3	3	-2	3	-2	14	+1	12	+5	12	+4	14	+3	12	+4	14	+3	11	+3	11	+3
Le système éducatif	11	+1	11	10	11	-5	19	+11	4	-1	14	0	13	+1	8	+3	13	+1	8	+3	12	0	12	0
Les retraites / les pensions	4	+1	4	2	5	0	2	+1	12	0	2	+1	1	0	1	0	1	0	1	0	3	0	3	0
La protection de l'environnement	1	0	1	2	2	+1	3	+2	1	+1	1	0	1	0	1	0	1	0	1	0	1	0	1	0
Autre (SPONTANE)	1	0	1	1	0	0	0	-3	3	+2	0	0	0	-1	0	0	0	0	0	0	1	0	1	0
NSP	1	0	1	1	0	0	0	-3	3	+2	0	0	0	-1	0	0	0	0	0	0	1	0	1	0

	EL		ES		FR		IE		IT		CY		LV		LT		LU	
	EB	63.4	EB	62.0	EB	63.4	EB	62.0	EB	63.4	EB	62.0	EB	63.4	EB	62.0	EB	63.4
Crime	17	-2	16	0	21	-6	51	+12	23	0	46	+2	15	-6	44	-6	10	-4
Public transport	0	-1	1	0	1	0	5	+1	5	+1	7	+3	0	-1	0	0	9	-1
Economic situation	42	+3	12	0	25	+1	5	-2	37	+6	21	-15	26	+2	25	-2	16	0
Rising prices/inflation	33	+10	13	+2	24	+3	28	-2	32	+3	36	-5	55	+10	28	+1	18	0
Taxation	7	+4	2	0	5	0	5	0	14	-2	8	-2	7	+2	20	+9	4	+2
Unemployment	64	-5	28	-2	67	+16	9	-1	36	+5	17	+8	35	+2	36	-9	49	+3
Terrorism	2	0	46	-13	5	-5	4	-2	7	-10	5	+2	1	-1	1	-2	7	-3
Defence/Foreign affairs	3	+2	1	-1	1	-1	1	0	1	0	11	+5	2	+1	1	+1	4	+3
Housing	0	-1	20	+5	6	0	11	-2	1	0	1	0	3	-4	3	0	17	0
Immigration	6	-1	30	+6	11	0	12	+5	15	-2	9	+4	2	0	7	+3	16	0
Healthcare system	7	-7	3	0	9	-4	49	-9	6	+1	17	+9	25	-5	16	+5	8	-3
The educational system	4	-4	2	-1	6	-2	5	+1	7	-2	8	+4	7	-1	3	-1	25	+4
Pensions	10	+1	7	+2	11	0	5	+1	7	-2	2	+1	13	0	11	+1	5	-4
Protecting the environment	1	-1	2	0	6	-1	5	+1	2	+1	3	+1	1	0	1	0	8	+4
Other (SPONTANEOUS)	1	0	4	+2	1	+1	2	+1	1	0	8	-12	2	-2	2	+1	1	0
DK	0	0	3	+1	0	0	1	0	0	0	0	0	1	+1	1	0	1	0

EUROBAROMETER 63

QA26 A votre avis, quels sont les deux plus importants problèmes auxquels doit faire face (NOTRE PAYS) actuellement ? (MAX. 2 REPONSES)
 QA26 What do you think are the two most important issues facing (OUR COUNTRY) at the moment? (MAX. 2 ANSWERS)

	HU	MT	NL	AT	PL	PT	SI	SK	FI
	EB	EB	EB	EB	EB	EB	EB	EB	EB
L'insécurité	63,4	62,0	63,4	62,0	63,4	62,0	63,4	62,0	63,4
Les transports en commun	29	+6	37	+7	23	-5	13	-8	16
La situation économique	2	0	2	0	3	+2	1	-1	2
La hausse des prix / l'inflation	33	0	40	-13	23	-5	31	+1	14
Les impôts	8	+1	12	+4	4	0	4	-13	13
Le chômage	49	+2	40	+4	4	0	23	+12	15
Le terrorisme	2	-3	18	-1	78	+4	50	+2	62
La défense / la politique étrangère	0	0	22	+10	3	-3	2	-2	3
Le logement	8	0	3	+1	1	0	1	-2	5
L'immigration	3	+1	17	-2	2	+1	9	-1	2
Le système de santé	27	+3	4	-1	16	-4	2	-1	7
Le système éducatif	4	+1	36	+7	9	0	19	+2	37
Les retraites / les pensions	10	-3	8	0	2	0	6	+2	6
La protection de l'environnement	3	0	8	-17	8	+2	23	+11	9
Autre (SPONTANE)	2	0	4	+2	2	-1	2	0	7
NSP	0	-1	0	0	0	-1	0	-2	1

	SE	UK	BG	HR	RO	TR	CY (tcc)
	EB	EB	EB	EB	EB	EB	EB
Crime	63,4	62,0	63,4	62,0	63,4	62,0	63,4
Public transport	24	-11	26	+1	28	-4	44
Economic situation	1	0	1	+1	1	0	3
Rising prices/inflation	25	0	39	+4	46	+8	30
Taxation	8	-1	17	0	26	-10	9
Unemployment	57	+13	4	+1	7	+1	3
Terrorism	2	-4	57	-3	23	-1	72
Defence/Foreign affairs	2	0	3	-2	4	0	48
Housing	1	-1	1	-1	1	+1	3
Immigration	8	+1	8	+1	6	0	15
Healthcare system	40	-1	19	+1	25	+10	6
The educational system	16	+4	3	0	4	-1	10
Pensions	3	+1	14	+2	14	-2	5
Protecting the environment	9	-2	1	0	2	0	7
Other (SPONTANEOUS)	1	0	1	+1	3	-3	1
DK	0	0	1	-1	2	0	2

EUROBAROMETER 63

QAZ7.1 Et pour chacun des domaines suivants en (NOTRE PAYS), pensez-vous que l'Union européenne joue un rôle positif, un rôle négatif ou ni l'un ni l'autre ?
La lutte contre l'insécurité

QAZ7.1 And for each of the following issues in (OUR COUNTRY), do you think that the European Union plays a positive role, a negative role or neither positive nor negative role?
Fighting crime

	EU25		EU15		NMS		BE		CZ		DK		D-W		DE		D-E		EE	
	EB	EB	EB	EB	EB	EB	EB	EB	EB	EB	EB	EB	EB	EB	EB	EB	EB	EB	EB	EB
Un rôle positif	63.4	62.0	63.4	63.4	63.4	62.0	63.4	62.0	63.4	62.0	63.4	62.0	63.4	62.0	63.4	62.0	63.4	62.0	63.4	62.0
Un rôle négatif	42	-2	41	45	44	-2	43	-1	37	-6	48	-5	49	-4	56	+3	42	-3	42	-3
Ni l'un ni l'autre	15	0	16	9	16	+1	12	+1	15	+1	17	+3	15	+1	9	-2	7	-2	7	-2
NSP	8	+1	8	7	1	-1	5	+1	6	+1	6	+1	5	0	3	-1	8	0	8	0

	EL		ES		FR		IE		IT		LV		LT		LU	
	EB	EB	EB	EB	EB	EB	EB	EB	EB	EB	EB	EB	EB	EB	EB	EB
Positive role	63.4	62.0	63.4	62.0	63.4	62.0	63.4	62.0	63.4	62.0	63.4	62.0	63.4	62.0	63.4	62.0
Negative role	40	-2	48	-12	35	-3	34	-1	42	+3	39	-6	37	-8	47	+2
Neither positive nor negative role	12	0	14	+4	16	0	18	-5	14	-6	8	0	9	+1	15	+3
DK	44	+1	26	+2	42	+3	37	+4	38	+5	44	+5	45	+6	31	-2
	4	+1	13	+7	7	+1	11	+2	6	-2	6	-1	8	0	7	-3

	HU		MT		NL		AT		PL		PT		SI		SK		FI	
	EB	EB	EB	EB	EB	EB	EB	EB	EB	EB	EB	EB	EB	EB	EB	EB	EB	EB
Un rôle positif	63.4	62.0	63.4	62.0	63.4	62.0	63.4	62.0	63.4	62.0	63.4	62.0	63.4	62.0	63.4	62.0	63.4	62.0
Un rôle négatif	53	+3	53	-1	51	+1	37	-6	45	0	31	+1	51	-1	41	0	43	-3
Ni l'un ni l'autre	11	+2	9	0	10	-2	18	+5	8	+2	22	+2	9	0	11	+1	15	+1
NSP	31	-2	30	+6	34	+4	41	+2	39	-2	30	-8	35	+3	44	+1	38	0
	5	-2	9	-5	5	-3	5	+1	8	0	17	+5	5	-3	4	-1	3	+1

	SE		UK		BG		HR		RO		TR		CY (tcc)	
	EB	EB	EB	EB	EB	EB	EB	EB	EB	EB	EB	EB	EB	EB
Positive role	63.4	62.0	63.4	62.0	63.4	62.0	63.4	62.0	63.4	62.0	63.4	62.0	63.4	62.0
Negative role	40	-3	29	-2	63	+3	34	-10	58	-4	49	-4	40	+14
Neither positive nor negative role	20	-1	23	-4	4	0	19	+3	3	0	26	+3	20	+2
DK	35	+4	34	+5	22	-1	41	+9	24	+4	16	+2	29	-16
	5	0	14	+1	11	-2	6	-2	16	+1	9	-1	11	0

EUROBAROMETER 63

Q27.2 Et pour chacun des domaines suivants en (NOTRE PAYS), pensez-vous que l'Union européenne joue un rôle positif, un rôle négatif ou ni l'un ni l'autre ?
Les transports en commun

Q27.2 And for each of the following issues in (OUR COUNTRY), do you think that the European Union plays a positive role, a negative role or neither positive nor negative role?
Public transport

	EU25		EU15		NMS		BE		CZ		DK		D-W		DE		D-E		EE	
	EB	63.4	EB	63.4	EB	63.4	EB	63.4	EB	63.4	EB	63.4	EB	63.4	EB	63.4	EB	63.4	EB	63.4
Un rôle positif	28	0	27	37	29	-7	31	+9	15	-2	29	+2	32	+3	44	+7	26	-6	4	0
Un rôle négatif	14	-1	14	9	12	-1	13	-5	10	-4	11	-5	11	-4	9	-1	9	-1	4	0
Ni l'un ni l'autre	47	+1	48	45	58	+10	50	-4	64	+8	53	+6	50	+3	40	-7	61	+9	61	+9
NSP	11	0	11	9	2	-1	6	0	12	-1	8	-3	7	-3	7	+1	9	-2	9	-2

	EL		ES		FR		IE		IT		CY		LV		LT		LU			
	EB	63.4	EB	63.4	EB	63.4	EB	63.4	EB	63.4	EB	63.4	EB	63.4	EB	63.4	EB	63.4		
Positive role	44	+3	30	-3	24	-4	41	-2	29	+2	44	+3	32	-3	32	-4	39	+2	39	+2
Negative role	9	-1	8	-4	14	+1	15	-6	16	-5	7	-1	6	-3	5	+1	11	-3	11	-3
Neither positive nor negative role	41	-3	43	-2	49	0	30	+5	47	+6	39	-1	50	+7	50	+4	44	+4	44	+4
DK	5	0	18	+9	12	+2	13	+2	9	-2	9	-2	12	-1	14	0	6	-3	6	-3

	HU		MT		NL		AT		PL		PT		SI		SK		FI	
	EB	63.4	EB	63.4	EB	63.4	EB	63.4	EB	63.4	EB	63.4	EB	63.4	EB	63.4	EB	63.4
Un rôle positif	27	+5	33	-2	15	-1	21	+2	45	+2	24	+7	30	+2	21	0	22	-4
Un rôle négatif	7	+1	12	-3	18	+4	37	-3	8	+2	13	-6	10	+2	14	0	12	-1
Ni l'un ni l'autre	59	-5	40	+4	57	0	36	+2	36	0	44	-5	53	+2	58	0	60	+3
NSP	7	-1	15	0	11	-2	5	-2	11	-3	19	+4	7	-5	6	-2	6	+2

	SE		UK		BG		HR		RO		TR		CY (tcc)	
	EB	63.4	EB	63.4	EB	63.4	EB	63.4	EB	63.4	EB	63.4	EB	63.4
Positive role	10	+2	21	+1	27	+2	23	-5	33	+2	47	-1	31	+10
Negative role	11	-4	22	-4	6	+2	7	-1	4	+1	18	-1	19	0
Neither positive nor negative role	67	+2	42	+2	45	-2	58	+9	44	+2	19	+5	33	-14
DK	12	0	16	+2	22	-3	12	-4	19	-4	16	-3	17	+4

EUROBAROMETER 63

Q27.3 Et pour chacun des domaines suivants en (NOTRE PAYS), pensez-vous que l'Union européenne joue un rôle positif, un rôle négatif ou ni l'un ni l'autre ?
La situation économique

Q27.3 And for each of the following issues in (OUR COUNTRY), do you think that the European Union plays a positive role, a negative role or neither positive nor negative role?
The economic situation

	EU25		EU15		NMS		BE		CZ		DK		D-W		DE		D-E		EE	
	EB	EB	EB	EB	EB	EB	EB	EB	EB	EB	EB	EB	EB	EB	EB	EB	EB	EB	EB	EB
Un rôle positif	38	-1	36	49	49	-2	44	+9	52	-4	33	+2	33	+1	31	-5	60	-3		
Un rôle négatif	29	-2	31	19	28	0	22	-10	15	-1	38	-4	25	+3	27	+1	12	+3		
Ni l'un ni l'autre	24	+2	24	21	24	+3	28	+1	26	+5	25	+4	25	+3	27	+1	19	0		
NSP	9	+1	9	8	2	-1	5	-1	7	0	5	-1	5	0	5	+2	9	0		
	EL		ES		FR		IE		IT		CY		LV		LT		LU			
	EB	EB	EB	EB	EB	EB	EB	EB	EB	EB	EB	EB	EB	EB	EB	EB	EB	EB	EB	EB
Positive role	33	-4	45	-8	35	-2	62	-3	32	+1	27	-3	40	-4	59	-7	57	+3		
Negative role	35	+3	21	0	38	-1	12	-1	31	-9	48	0	26	+3	10	+2	20	+4		
Neither positive nor negative role	30	+3	19	0	18	+1	15	+2	28	+6	19	+2	23	+1	22	+5	14	-5		
DK	2	-2	15	+8	9	+2	11	+2	8	0	6	+1	10	-1	10	+1	9	-2		
	HU		MT		NL		AT		PL		PT		SI		SK		FI			
	EB	EB	EB	EB	EB	EB	EB	EB	EB	EB	EB	EB	EB	EB	EB	EB	EB	EB	EB	EB
Un rôle positif	46	-1	46	-1	47	+2	33	-6	51	0	24	-4	52	-5	47	0	37	-3		
Un rôle négatif	29	+6	25	-1	28	0	35	+2	16	+1	38	+1	18	+4	19	-2	27	0		
Ni l'un ni l'autre	20	-2	19	+3	20	+1	28	+6	24	+2	22	-3	24	+2	29	+2	31	+1		
NSP	6	-2	10	0	5	-2	4	-1	10	-2	16	+6	5	-2	4	-1	4	+1		
	SE		UK		BG		HR		RO		TR		CY (tcc)							
	EB	EB	EB	EB	EB	EB	EB	EB	EB	EB	EB	EB	EB	EB	EB	EB	EB	EB	EB	EB
Positive role	37	+1	30	-1	48	-1	37	+1	58	-6	67	-2	38	+2	38	+2	22	-1		
Negative role	34	-1	27	-3	11	0	26	+2	11	+3	17	+1	22	+1	22	+2	30	-2		
Neither positive nor negative role	23	+2	28	+3	25	+1	29	-1	15	0	9	+2	30	-2	9	+2	30	-2		
DK	6	-1	15	0	16	0	7	-3	16	+3	7	-1	10	+1	10	+1	10	+1		

EUROBAROMETER 63

Q27.4 Et pour chacun des domaines suivants en (NOTRE PAYS), pensez-vous que l'Union européenne joue un rôle positif, un rôle négatif ou ni l'un ni l'autre ?
La hausse des prix / l'inflation

Q27.4 And for each of the following issues in (OUR COUNTRY), do you think that the European Union plays a positive role, a negative role or neither positive nor negative role?
Rising prices/inflation

	EU25		EU15		NMS		BE		CZ		DK		D-W		DE		D-E		EE	
	EB	EB	EB	EB	EB	EB	EB	EB	EB	EB	EB	EB	EB	EB	EB	EB	EB	EB	EB	EB
Un rôle positif	63.4	62.0	63.4	63.4	63.4	62.0	63.4	62.0	63.4	62.0	63.4	62.0	63.4	62.0	63.4	62.0	63.4	62.0	63.4	62.0
Un rôle négatif	20	-1	21	17	23	-4	20	+7	29	0	29	0	18	0	18	+1	17	+1	14	-6
Ni l'un ni l'autre	48	-1	47	54	47	+6	42	-14	23	-4	38	+5	50	-1	50	-1	52	+1	66	+6
NSP	9	+1	9	8	1	-2	7	0	10	0	10	0	6	+1	5	0	4	0	7	-1

	EL		ES		FR		IE		IT		LV		LT		LU	
	EB	EB	EB	EB	EB	EB	EB	EB	EB	EB	EB	EB	EB	EB	EB	EB
Positive role	63.4	62.0	63.4	62.0	63.4	62.0	63.4	62.0	63.4	62.0	63.4	62.0	63.4	62.0	63.4	62.0
Negative role	12	-12	21	-8	22	-1	27	+1	24	+2	23	-2	9	-6	20	-5
Neither positive nor negative role	58	+13	48	+3	55	+3	38	-6	46	-6	64	+2	71	+5	55	+5
DK	27	0	15	-1	17	-1	22	+2	23	+3	8	0	13	0	15	0

	HU		MT		NL		AT		PL		PT		SI		SK		FI	
	EB	EB	EB	EB	EB	EB	EB	EB	EB	EB	EB	EB	EB	EB	EB	EB	EB	EB
Un rôle positif	63.4	62.0	63.4	62.0	63.4	62.0	63.4	62.0	63.4	62.0	63.4	62.0	63.4	62.0	63.4	62.0	63.4	62.0
Un rôle négatif	22	-2	22	-5	22	+1	12	-4	14	+3	16	+2	35	+1	18	0	27	-3
Ni l'un ni l'autre	49	+4	44	+3	50	+1	61	+7	60	-8	49	-3	40	+3	45	-10	49	+1
NSP	23	0	24	+4	22	0	22	-4	17	+3	20	-2	20	-1	32	+11	21	+2

	SE		UK		BG		HR		RO		TR		CY (tcc)	
	EB	EB	EB	EB	EB	EB	EB	EB	EB	EB	EB	EB	EB	EB
Positive role	63.4	62.0	63.4	62.0	63.4	62.0	63.4	62.0	63.4	62.0	63.4	62.0	63.4	62.0
Negative role	31	+1	20	-1	20	-1	17	-6	29	-2	54	-3	27	+3
Neither positive nor negative role	35	+1	30	-6	31	+2	43	+2	36	+5	24	+1	24	-3
DK	26	0	33	+4	28	+2	30	+5	18	0	13	+2	33	-6

EUROBAROMETER 63

Q27.5 Et pour chacun des domaines suivants en (NOTRE PAYS), pensez-vous que l'Union européenne joue un rôle positif, un rôle négatif ou ni l'un ni l'autre ?
Les impôts

Q27.5 And for each of the following issues in (OUR COUNTRY), do you think that the European Union plays a positive role, a negative role or neither positive nor negative role?
Taxation

	EU25		EU15		NMS		BE		CZ		DK		D-W		DE		D-E		EE	
	EB	EB	EB	EB	EB	EB	EB	EB	EB	EB	EB	EB	EB	EB	EB	EB	EB	EB	EB	EB
Un rôle positif	63.4	62.0	63.4	63.4	63.4	62.0	63.4	62.0	63.4	62.0	63.4	62.0	63.4	62.0	63.4	62.0	63.4	62.0	63.4	62.0
Un rôle négatif	16	-1	17	16	17	-4	16	+4	14	-3	14	-1	14	-1	14	0	13	+2	15	-4
Ni l'un ni l'autre	38	-3	37	39	45	+1	34	-9	34	-9	15	-7	39	-1	38	-2	37	-1	42	-1
NSP	11	+1	11	12	12	0	2	0	10	0	9	0	7	-1	7	-1	7	+2	13	0

	EL		ES		FR		IE		IT		LV		LT		LU	
	EB	EB	EB	EB	EB	EB	EB	EB	EB	EB	EB	EB	EB	EB	EB	EB
Positive role	63.4	62.0	63.4	62.0	63.4	62.0	63.4	62.0	63.4	62.0	63.4	62.0	63.4	62.0	63.4	62.0
Negative role	13	-6	19	-7	12	-1	23	0	24	+5	17	-1	14	-5	25	-1
Neither positive nor negative role	44	+9	40	+1	39	-1	31	-5	36	-12	54	-6	37	-6	34	+5
DK	6	-1	18	+6	12	+3	17	+3	7	0	9	+2	16	+2	17	-4

	HU		MT		NL		AT		PL		PT		SI		SK		FI	
	EB	EB	EB	EB	EB	EB	EB	EB	EB	EB	EB	EB	EB	EB	EB	EB	EB	EB
Un rôle positif	63.4	62.0	63.4	62.0	63.4	62.0	63.4	62.0	63.4	62.0	63.4	62.0	63.4	62.0	63.4	62.0	63.4	62.0
Un rôle négatif	22	-2	22	-2	14	0	13	-3	12	+2	12	0	26	+1	18	-3	20	0
Ni l'un ni l'autre	30	+1	44	+1	34	-2	45	-9	44	-3	44	-3	43	0	27	-3	30	-5
NSP	37	+1	21	+1	42	+7	32	+6	31	+4	28	-1	25	+3	45	+7	43	+2
	11	0	13	0	9	-6	10	+6	13	-2	17	+5	7	-3	10	0	7	+2

	SE		UK		BG		HR		RO		TR		CY (tcc)	
	EB	EB	EB	EB	EB	EB	EB	EB	EB	EB	EB	EB	EB	EB
Positive role	63.4	62.0	63.4	62.0	63.4	62.0	63.4	62.0	63.4	62.0	63.4	62.0	63.4	62.0
Negative role	22	-5	16	+1	20	-1	16	-7	26	-5	50	-6	25	+1
Neither positive nor negative role	31	+1	33	-6	24	+1	33	+4	29	+8	22	+2	23	+1
DK	37	+4	33	+4	28	+2	37	+5	21	-1	14	+3	34	-8
	10	-1	19	+2	28	-2	14	-2	24	-2	14	+1	18	+6

EUROBAROMETER 63

QAZ7.6 Et pour chacun des domaines suivants en (NOTRE PAYS), pensez-vous que l'Union européenne joue un rôle positif, un rôle négatif ou ni l'un ni l'autre ?
La lutte contre le chômage

QAZ7.6 And for each of the following issues in (OUR COUNTRY), do you think that the European Union plays a positive role, a negative role or neither positive nor negative role?
Fighting unemployment

	EU25		EU15		NMS		BE		CZ		DK		D-W		DE		D-E		EE	
	EB	EB	EB	EB	EB	EB	EB	EB	EB	EB	EB	EB	EB	EB	EB	EB	EB	EB	EB	EB
Un rôle positif	63.4	62.0	63.4	63.4	63.4	62.0	63.4	62.0	63.4	62.0	63.4	62.0	63.4	62.0	63.4	62.0	63.4	62.0	63.4	62.0
Un rôle négatif	24	-1	22	37	27	-1	31	+7	22	-2	22	-2	15	+1	14	0	10	-3	48	-6
Ni l'un ni l'autre	37	0	39	26	45	+2	28	+1	27	+3	47	+5	48	-2	49	0	50	+5	15	+1
NSP	8	+1	8	6	1	-1	5	-1	6	0	6	0	5	-1	5	0	3	0	8	-1

	EL		ES		FR		IE		IT		CY		LV		LT		LU	
	EB	EB	EB	EB	EB	EB	EB	EB	EB	EB	EB	EB	EB	EB	EB	EB	EB	EB
Positive role	63.4	62.0	63.4	62.0	63.4	62.0	63.4	62.0	63.4	62.0	63.4	62.0	63.4	62.0	63.4	62.0	63.4	62.0
Negative role	20	-7	32	-2	15	-4	38	+3	29	+2	15	-7	34	0	52	-7	34	0
Neither positive nor negative role	41	+5	22	-6	55	+5	22	-11	33	-5	59	+14	25	-3	13	0	35	+3
DK	3	0	15	+5	6	+1	14	+4	7	0	4	-4	10	+1	9	+1	5	-4

	HU		MT		NL		AT		PL		PT		SI		SK		FI	
	EB	EB	EB	EB	EB	EB	EB	EB	EB	EB	EB	EB	EB	EB	EB	EB	EB	EB
Un rôle positif	63.4	62.0	63.4	62.0	63.4	62.0	63.4	62.0	63.4	62.0	63.4	62.0	63.4	62.0	63.4	62.0	63.4	62.0
Un rôle négatif	33	-1	40	0	27	+3	19	-4	38	-2	14	-1	31	-6	44	+3	18	-10
Ni l'un ni l'autre	29	+5	29	+3	32	-2	39	+2	27	+5	48	+1	31	+3	20	-1	36	+9
NSP	31	-3	21	-2	35	+3	37	+2	28	-2	23	-4	33	+5	32	-1	43	+2
DK	7	-1	11	0	6	-4	5	0	7	0	15	+5	5	-3	3	-3	3	0

	SE		UK		BG		HR		RO		TR		CY (tcc)	
	EB	EB	EB	EB	EB	EB	EB	EB	EB	EB	EB	EB	EB	EB
Positive role	63.4	62.0	63.4	62.0	63.4	62.0	63.4	62.0	63.4	62.0	63.4	62.0	63.4	62.0
Negative role	23	0	22	-2	39	-1	30	-1	38	-9	63	-2	37	+8
Neither positive nor negative role	39	+2	30	-4	16	+3	25	-2	19	+7	19	+1	25	+2
DK	32	-1	34	+5	31	0	37	+4	24	+4	11	+2	27	-13
DK	6	-1	14	+1	14	-3	8	-1	19	-2	7	-1	10	+1

EUROBAROMETER 63

QAZ27.7 Et pour chacun des domaines suivants en (NOTRE PAYS), pensez-vous que l'Union européenne joue un rôle positif, un rôle négatif ou ni l'un ni l'autre ?
La lutte contre le terrorisme

QAZ27.7 And for each of the following issues in (OUR COUNTRY), do you think that the European Union plays a positive role, a negative role or neither positive nor negative role?
Fighting terrorism

	EU25		EU15		NMS		BE		CZ		DK		D-W		DE		D-E		EE	
	EB	EB	EB	EB	EB	EB	EB	EB	EB	EB	EB	EB	EB	EB	EB	EB	EB	EB	EB	EB
Un rôle positif	63.4	62.0	63.4	63.4	63.4	62.0	63.4	62.0	63.4	62.0	63.4	62.0	63.4	62.0	63.4	62.0	63.4	62.0	63.4	62.0
Un rôle négatif	55	-2	56	54	63	+2	58	-7	65	-1	65	-7	55	-7	58	-5	70	+2	54	-7
Ni l'un ni l'autre	15	-1	16	12	17	-1	12	+3	6	-5	18	+4	16	+3	10	+1	16	+1	5	-3
NSP	22	+2	21	27	18	-1	25	+3	23	+6	23	+3	21	+3	20	+2	16	-4	29	+9
	8	+1	8	7	2	0	5	+1	6	0	6	0	6	0	5	0	4	+1	12	+1

	EL		ES		FR		IE		IT		CY		LV		LT		LU	
	EB	EB	EB	EB	EB	EB	EB	EB	EB	EB	EB	EB	EB	EB	EB	EB	EB	EB
Positive role	63.4	62.0	63.4	62.0	63.4	62.0	63.4	62.0	63.4	62.0	63.4	62.0	63.4	62.0	63.4	62.0	63.4	62.0
Negative role	51	0	61	-9	60	-4	46	-5	48	+3	47	+8	43	-8	47	-13	57	+1
Neither positive nor negative role	17	+1	12	-1	18	+3	16	-4	20	-7	18	-3	10	+1	7	0	17	0
DK	28	-2	16	+4	15	0	25	+5	25	+3	29	-5	32	+4	32	+12	21	+2
	3	0	11	+6	6	0	13	+4	7	0	7	0	14	+2	14	+2	5	-4

	HU		MT		NL		AT		PL		PT		SI		SK		FI	
	EB	EB	EB	EB	EB	EB	EB	EB	EB	EB	EB	EB	EB	EB	EB	EB	EB	EB
Un rôle positif	63.4	62.0	63.4	62.0	63.4	62.0	63.4	62.0	63.4	62.0	63.4	62.0	63.4	62.0	63.4	62.0	63.4	62.0
Un rôle négatif	63	+1	59	-5	75	+8	44	-7	52	0	44	+10	60	+1	55	-1	51	-4
Ni l'un ni l'autre	11	+1	10	-1	8	-4	15	+3	12	-1	15	-11	9	-2	13	+1	12	-2
NSP	20	-1	20	+5	13	-2	33	+4	28	+2	23	-5	26	+2	26	0	33	+5
	6	-1	12	+1	4	-3	7	-1	8	-2	17	+5	5	-2	5	-1	4	+1

	SE		UK		BG		HR		RO		TR		CY (tcc)	
	EB	EB	EB	EB	EB	EB	EB	EB	EB	EB	EB	EB	EB	EB
Positive role	63.4	62.0	63.4	62.0	63.4	62.0	63.4	62.0	63.4	62.0	63.4	62.0	63.4	62.0
Negative role	65	+2	47	-3	65	-2	47	-9	65	-5	47	-3	31	+3
Neither positive nor negative role	12	0	19	0	6	+1	17	+3	4	0	28	0	23	+5
DK	17	-1	22	+2	16	+4	29	+8	14	+2	15	+5	31	-12
	6	-1	12	+1	13	-2	7	-1	17	+3	10	-2	15	+5

EUROBAROMETER 63

QA27.8 Et pour chacun des domaines suivants en (NOTRE PAYS), pensez-vous que l'Union européenne joue un rôle positif, un rôle négatif ou ni l'un ni l'autre ?
La défense et la politique étrangère

QA27.8 And for each of the following issues in (OUR COUNTRY), do you think that the European Union plays a positive role, a negative role or neither positive nor negative role?
Defence and foreign affairs

	EU25	EU15	NMS	BE	CZ	DK	D-W	DE	D-E	EE	EL	ES	FR	IE	IT	CY	LV	LT
Un rôle positif	63,4	63,4	63,4	63,4	63,4	63,4	63,4	63,4	63,4	63,4	63,4	63,4	63,4	63,4	63,4	63,4	63,4	63,4
Un rôle négatif	51	50	57	62	62	49	57	58	63	67	51	51	54	41	46	57	59	58
Ni l'un ni l'autre	14	15	8	11	9	13	12	11	7	3	14	13	14	16	18	8	6	5
NSP	24	23	25	23	24	28	24	24	24	19	27	18	20	23	25	23	23	21
	11	12	10	3	5	9	6	6	6	11	8	18	12	20	11	12	11	16
	LU	HU	MT	NL	AT	PL	PT	SI	SK	FI	SE	UK	BG	HR	RO	TR	CY	
	EB	EB	EB	EB	EB	EB	EB	EB	EB	EB	EB	EB	EB	EB	EB	EB	EB	EB
	63,4	63,4	63,4	63,4	63,4	63,4	63,4	63,4	63,4	63,4	63,4	63,4	63,4	63,4	63,4	63,4	63,4	63,4
Positive role	61	61	45	57	42	53	42	70	56	44	43	37	52	40	67	52	31	
Negative role	9	9	9	13	15	8	13	7	10	15	21	21	7	15	3	23	21	
Neither positive nor negative role	20	22	22	24	33	28	23	18	27	34	24	25	20	34	12	15	32	
DK	11	9	24	6	10	11	23	6	8	6	12	16	21	11	18	11	16	

EUROBAROMETER 63

QAZ7.9 Et pour chacun des domaines suivants en (NOTRE PAYS), pensez-vous que l'Union européenne joue un rôle positif, un rôle négatif ou ni l'un ni l'autre ?
Le logement

QAZ7.9 And for each of the following issues in (OUR COUNTRY), do you think that the European Union plays a positive role, a negative role or neither positive nor negative role?
Housing

	EU25		EU15		NMS		BE		CZ		DK		D-W		DE		D-E		EE	
	EB	EB	EB	EB	EB	EB	EB	EB	EB	EB	EB	EB	EB	EB	EB	EB	EB	EB	EB	EB
Un rôle positif	63.4	62.0	63.4	63.4	63.4	62.0	63.4	62.0	63.4	62.0	63.4	62.0	63.4	62.0	63.4	62.0	63.4	62.0	63.4	62.0
Un rôle négatif	16	0	15	20	21	-1	23	+11	8	-1	12	0	12	0	11	-2	11	-2	21	-9
Ni l'un ni l'autre	22	-2	23	18	28	+4	18	-3	53	-7	72	+9	63	+4	67	+1	67	+1	58	+10
NSP	12	-1	12	11	2	-2	6	-2	12	-1	9	-4	10	-2	12	+3	12	+3	12	-2

	EL		ES		FR		IE		IT		CY		LV		LT		LU	
	EB	EB	EB	EB	EB	EB	EB	EB	EB	EB	EB	EB	EB	EB	EB	EB	EB	EB
Positive role	63.4	62.0	63.4	62.0	63.4	62.0	63.4	62.0	63.4	62.0	63.4	62.0	63.4	62.0	63.4	62.0	63.4	62.0
Negative role	19	-4	17	-7	11	-3	21	+2	19	+1	24	-2	14	-4	17	-8	30	+7
Neither positive nor negative role	17	+1	29	-8	32	+2	25	-11	22	-5	18	-1	17	-2	13	+3	27	-6
DK	11	+4	37	+8	46	0	39	+6	45	+5	47	+8	54	+8	55	+6	37	+2

	HU		MT		NL		AT		PL		PT		SI		SK		FI	
	EB	EB	EB	EB	EB	EB	EB	EB	EB	EB	EB	EB	EB	EB	EB	EB	EB	EB
Un rôle positif	63.4	62.0	63.4	62.0	63.4	62.0	63.4	62.0	63.4	62.0	63.4	62.0	63.4	62.0	63.4	62.0	63.4	62.0
Un rôle négatif	16	-2	20	-2	12	+2	19	+2	21	+3	20	+5	25	+4	16	-1	21	-5
Ni l'un ni l'autre	14	0	23	-7	15	-1	13	+2	19	0	17	-8	18	-2	19	-3	10	-4
NSP	59	+1	36	+8	64	+6	58	-3	48	+5	43	-5	49	+2	59	+5	63	+7

	SE		UK		BG		HR		RO		TR		CY (tcc)	
	EB	EB	EB	EB	EB	EB	EB	EB	EB	EB	EB	EB	EB	EB
Positive role	63.4	62.0	63.4	62.0	63.4	62.0	63.4	62.0	63.4	62.0	63.4	62.0	63.4	62.0
Negative role	11	0	14	-1	14	0	21	-3	25	+1	48	+3	27	+6
Neither positive nor negative role	14	-2	27	-2	14	+2	14	-3	13	+5	23	-1	24	+7
DK	65	+5	43	+3	45	+3	53	+10	40	-3	14	+2	35	-15

EUROBAROMETER 63

Q27.10 Et pour chacun des domaines suivants en (NOTRE PAYS), pensez-vous que l'Union européenne joue un rôle positif, un rôle négatif ou ni l'un ni l'autre ?
L'immigration

Q27.10 And for each of the following issues in (OUR COUNTRY), do you think that the European Union plays a positive role, a negative role or neither positive nor negative role?
Immigration

	EU25		EU15		NMS		BE		CZ		DK		D-W		DE		D-E		EE	
	EB	EB	EB	EB	EB	EB	EB	EB	EB	EB	EB	EB	EB	EB	EB	EB	EB	EB	EB	EB
Un rôle positif	28	-1	27	30	33	-1	19	+5	19	-3	27	-3	26	-2	25	-3	19	-11	19	-7
Un rôle négatif	38	0	40	29	44	+2	46	0	34	-2	32	+4	44	+2	45	+4	50	+12	39	-1
Ni l'un ni l'autre	25	+1	24	29	21	+1	28	-4	25	+3	34	+4	25	+3	25	+2	28	0	30	+9
NSP	10	+1	9	12	2	-1	6	-1	6	-1	7	0	5	-3	5	-2	3	-1	12	-1

	EL		ES		FR		IE		IT		CY		LV		LT		LU	
	EB	EB	EB	EB	EB	EB	EB	EB	EB	EB	EB	EB	EB	EB	EB	EB	EB	EB
Positive role	63.4	62.0	63.4	62.0	63.4	62.0	63.4	62.0	63.4	62.0	63.4	62.0	63.4	62.0	63.4	62.0	63.4	62.0
Negative role	21	-4	30	-4	28	-1	33	0	30	-1	24	+3	26	0	39	-7	41	+4
Neither positive nor negative role	44	+6	32	-5	43	+2	31	-4	36	-4	47	+7	27	0	23	+6	33	-4
DK	30	-3	23	+1	21	-1	22	+3	24	0	20	-8	30	+2	21	0	18	0
	6	+2	16	+9	9	+1	15	+3	9	+3	9	-2	17	-1	17	+1	8	0

	HU		MT		NL		AT		PL		PT		SI		SK		FI	
	EB	EB	EB	EB	EB	EB	EB	EB	EB	EB	EB	EB	EB	EB	EB	EB	EB	EB
Un rôle positif	63.4	62.0	63.4	62.0	63.4	62.0	63.4	62.0	63.4	62.0	63.4	62.0	63.4	62.0	63.4	62.0	63.4	62.0
Un rôle négatif	29	+3	39	0	38	+3	17	-2	35	-1	21	-1	30	+2	20	+1	33	-6
Ni l'un ni l'autre	29	-2	22	-3	26	-2	57	+4	22	+1	34	+3	34	+4	36	-3	31	+3
NSP	32	0	25	+5	31	+5	20	-1	27	+4	26	-8	29	-2	36	+4	32	+3
	9	-1	14	-2	5	-6	6	0	15	-5	19	+6	6	-4	8	-2	4	0

	SE		UK		BG		HR		RO		TR		CY (tcc)	
	EB	EB	EB	EB	EB	EB	EB	EB	EB	EB	EB	EB	EB	EB
Positive role	63.4	62.0	63.4	62.0	63.4	62.0	63.4	62.0	63.4	62.0	63.4	62.0	63.4	62.0
Negative role	30	+2	24	+1	32	0	20	-9	45	-2	46	-1	24	+3
Neither positive nor negative role	29	-1	45	-4	21	+5	29	+8	12	+2	29	+2	22	+5
DK	33	+2	19	0	24	0	36	+6	21	+3	14	+4	34	-13
	9	-2	12	+3	22	-6	14	-6	22	-3	11	-5	20	+5

EUROBAROMETER 63

Q27.12 Et pour chacun des domaines suivants en (NOTRE PAYS), pensez-vous que l'Union européenne joue un rôle positif, un rôle négatif ou ni l'un ni l'autre ?
Le système éducatif

Q27.12 And for each of the following issues in (OUR COUNTRY), do you think that the European Union plays a positive role, a negative role or neither positive nor negative role?
The educational system

	EU25		EU15		NMS		BE		CZ		DK		D-W		DE		D-E		EE	
	EB	EB	EB	EB	EB	EB	EB	EB	EB	EB	EB	EB	EB	EB	EB	EB	EB	EB	EB	EB
Un rôle positif	63.4	62.0	63.4	63.4	63.4	62.0	63.4	62.0	63.4	62.0	63.4	62.0	63.4	62.0	63.4	62.0	63.4	62.0	63.4	62.0
Un rôle négatif	31	-1	29	43	42	-6	50	+2	41	+1	29	0	28	+1	25	+4	46	-9	46	-9
Ni l'un ni l'autre	19	-2	20	14	17	0	9	-3	9	-4	21	-3	21	-2	21	+1	8	0	8	0
NSP	40	+3	41	36	39	+6	35	+1	42	+4	43	+3	44	+2	49	-3	37	+9	37	+9
	10	+1	10	7	2	0	5	-1	7	-2	6	-1	6	-1	5	-1	9	0	9	0

	EL		ES		FR		IE		IT		CY		LV		LT		LU	
	EB	EB	EB	EB	EB	EB	EB	EB	EB	EB	EB	EB	EB	EB	EB	EB	EB	EB
Positive role	63.4	62.0	63.4	62.0	63.4	62.0	63.4	62.0	63.4	62.0	63.4	62.0	63.4	62.0	63.4	62.0	63.4	62.0
Negative role	28	-2	30	-11	27	-5	34	+5	31	+6	51	+5	44	-1	41	-7	41	+3
Neither positive nor negative role	20	+2	15	-3	26	0	21	-10	20	-9	9	-2	13	-2	9	+2	18	-3
DK	47	0	36	+6	37	+5	33	+5	40	+4	29	-4	34	+3	35	+2	35	+3
	6	+1	18	+7	10	0	12	0	9	-1	10	0	9	0	14	+2	6	-3

	HU		MT		NL		AT		PL		PT		SI		SK		FI	
	EB	EB	EB	EB	EB	EB	EB	EB	EB	EB	EB	EB	EB	EB	EB	EB	EB	EB
Un rôle positif	63.4	62.0	63.4	62.0	63.4	62.0	63.4	62.0	63.4	62.0	63.4	62.0	63.4	62.0	63.4	62.0	63.4	62.0
Un rôle négatif	40	+5	62	-2	34	+3	37	+5	41	-1	20	+9	66	+18	37	-7	39	-8
Ni l'un ni l'autre	14	+2	8	-3	15	-2	15	+1	15	+2	20	-12	8	-4	20	+2	12	+1
NSP	39	-5	19	+3	45	+3	42	-6	36	+1	43	-1	21	-9	38	+6	46	+7
	6	-3	11	+1	6	-4	6	0	8	-2	17	+5	6	-3	5	-1	4	+1

	SE		UK		BG		HR		RO		TR		CY (tcc)	
	EB	EB	EB	EB	EB	EB	EB	EB	EB	EB	EB	EB	EB	EB
Positive role	63.4	62.0	63.4	62.0	63.4	62.0	63.4	62.0	63.4	62.0	63.4	62.0	63.4	62.0
Negative role	23	+2	22	-4	27	+1	42	-5	46	-4	67	-4	37	+4
Neither positive nor negative role	17	-3	24	-1	14	-3	14	+3	8	+2	14	+1	18	+4
DK	52	+6	40	+4	37	+4	36	+6	28	+1	10	+3	31	-13
	9	-4	15	+2	22	-3	8	-4	19	+1	9	0	14	+6

EUROBAROMETER 63

QAZ7.13 Et pour chacun des domaines suivants en (NOTRE PAYS), pensez-vous que l'Union européenne joue un rôle positif, un rôle négatif ou ni l'un ni l'autre ?
Les retraites

QAZ7.13 And for each of the following issues in (OUR COUNTRY), do you think that the European Union plays a positive role, a negative role or neither positive nor negative role?
Pensions

	EU25		EU15		NMS		BE		CZ		DK		D-W		DE		D-E		EE	
	EB	EB	EB	EB	EB	EB	EB	EB	EB	EB	EB	EB	EB	EB	EB	EB	EB	EB	EB	EB
Un rôle positif	63.4	62.0	63.4	63.4	63.4	62.0	63.4	62.0	63.4	62.0	63.4	62.0	63.4	62.0	63.4	62.0	63.4	62.0	63.4	62.0
Un rôle négatif	14	-1	14	17	16	-6	15	+6	15	+6	8	-3	7	-2	7	-1	6	0	29	-8
Ni l'un ni l'autre	29	-4	30	24	32	+1	26	-5	26	-5	15	+3	54	+8	31	-4	28	+1	8	-2
NSP	44	+3	44	48	47	+3	51	0	65	+13	65	+13	54	+8	55	+7	58	-1	50	+11
	12	+1	12	11	4	+1	8	-1	8	-1	12	-2	7	-1	8	0	8	0	12	-1

	EL		ES		FR		IE		IT		CY		LV		LT		LU	
	EB	EB	EB	EB	EB	EB	EB	EB	EB	EB	EB	EB	EB	EB	EB	EB	EB	EB
Positive role	63.4	62.0	63.4	62.0	63.4	62.0	63.4	62.0	63.4	62.0	63.4	62.0	63.4	62.0	63.4	62.0	63.4	62.0
Negative role	12	-6	21	-10	12	0	20	+3	22	+3	35	+6	17	-8	27	-11	30	+4
Neither positive nor negative role	42	+6	22	-3	39	-2	24	-6	29	-10	13	-5	22	+2	12	+4	22	-4
DK	40	-2	38	+7	38	0	33	+5	41	+6	38	+5	49	+7	45	+6	40	+6
	6	+2	18	+6	11	+2	23	-2	9	+2	15	-5	12	-1	16	+1	8	-6

	HU		MT		NL		AT		PL		PT		SI		SK		FI	
	EB	EB	EB	EB	EB	EB	EB	EB	EB	EB	EB	EB	EB	EB	EB	EB	EB	EB
Un rôle positif	63.4	62.0	63.4	62.0	63.4	62.0	63.4	62.0	63.4	62.0	63.4	62.0	63.4	62.0	63.4	62.0	63.4	62.0
Un rôle négatif	19	-4	25	-4	8	0	11	-2	14	0	14	+3	25	+3	17	-3	12	-3
Ni l'un ni l'autre	18	+1	34	+2	35	0	39	+8	27	+1	26	-9	30	+3	27	-1	24	-2
NSP	54	+4	21	-1	47	+4	42	-8	46	+2	43	+1	38	-1	48	+6	55	+4
	9	-1	20	+3	11	-4	8	+2	12	-3	16	+4	7	-5	8	-1	8	+1

	SE		UK		BG		HR		RO		TR		CY (tcc)	
	EB	EB	EB	EB	EB	EB	EB	EB	EB	EB	EB	EB	EB	EB
Positive role	63.4	62.0	63.4	62.0	63.4	62.0	63.4	62.0	63.4	62.0	63.4	62.0	63.4	62.0
Negative role	8	+1	14	+1	21	-1	19	-7	32	-1	54	-13	27	0
Neither positive nor negative role	24	-2	30	-7	19	-2	24	+6	13	+5	19	+4	25	+9
DK	54	+5	37	+2	38	+6	45	+4	35	0	16	+7	33	-13
	14	-4	19	+4	22	-3	11	-4	20	-4	11	+1	15	+4

EUROBAROMETER 63

QAZ7.14 Et pour chacun des domaines suivants en (NOTRE PAYS), pensez-vous que l'Union européenne joue un rôle positif, un rôle négatif ou ni l'un ni l'autre ?
La protection de l'environnement

QAZ7.14 And for each of the following issues in (OUR COUNTRY), do you think that the European Union plays a positive role, a negative role or neither positive nor negative role?
Protecting the environment

	EU25		EU15		NMS		BE		CZ		DK		D-W		DE		D-E		EE	
	EB	EB	EB	EB	EB	EB	EB	EB	EB	EB	EB	EB	EB	EB	EB	EB	EB	EB	EB	EB
Un rôle positif	63.4	62.0	63.4	63.4	63.4	62.0	63.4	62.0	63.4	62.0	63.4	62.0	63.4	62.0	63.4	62.0	63.4	62.0	63.4	62.0
Un rôle négatif	52	0	49	64	65	-1	63	+10	45	+1	50	+1	52	-1	64	-3	73	-1	73	-1
Ni l'un ni l'autre	16	-1	18	8	11	-3	8	-4	34	-4	19	0	17	0	9	+3	5	+1	5	+1
NSP	23	+1	24	21	22	+5	25	-4	16	+3	24	-1	24	0	24	+2	15	0	15	0
	9	+1	9	7	2	-1	3	-3	5	+1	7	0	7	0	4	0	8	+1	8	+1

	EL		ES		FR		IE		IT		CY		LV		LT		LU	
	EB	EB	EB	EB	EB	EB	EB	EB	EB	EB	EB	EB	EB	EB	EB	EB	EB	EB
Positive role	63.4	62.0	63.4	62.0	63.4	62.0	63.4	62.0	63.4	62.0	63.4	62.0	63.4	62.0	63.4	62.0	63.4	62.0
Negative role	51	0	41	-13	54	-2	52	-6	48	+10	69	+2	48	-3	49	-8	61	+4
Neither positive nor negative role	13	-1	16	-1	18	-1	13	-3	18	-4	5	-3	10	-1	5	+1	14	-3
DK	32	+3	25	+6	20	+1	22	+7	26	-5	18	+1	31	+4	32	+8	19	+1
	5	-1	18	+8	9	+2	13	+1	8	-1	7	-1	11	0	14	-1	6	-2

	HU		MT		NL		AT		PL		PT		SI		SK		FI	
	EB	EB	EB	EB	EB	EB	EB	EB	EB	EB	EB	EB	EB	EB	EB	EB	EB	EB
Un rôle positif	63.4	62.0	63.4	62.0	63.4	62.0	63.4	62.0	63.4	62.0	63.4	62.0	63.4	62.0	63.4	62.0	63.4	62.0
Un rôle négatif	66	+4	76	0	58	+6	29	0	68	-3	31	-1	66	+4	49	+4	60	-6
Ni l'un ni l'autre	9	+1	8	0	19	-2	34	+5	8	+2	20	-4	8	-1	14	+2	17	+1
NSP	19	-3	10	0	18	-1	32	+1	18	+4	31	+1	20	-2	32	-3	20	+4
	6	-2	5	-1	5	-2	6	-5	7	-1	18	+5	5	-3	5	-3	3	+1

	SE		UK		BG		HR		RO		TR		CY (tcc)	
	EB	EB	EB	EB	EB	EB	EB	EB	EB	EB	EB	EB	EB	EB
Positive role	63.4	62.0	63.4	62.0	63.4	62.0	63.4	62.0	63.4	62.0	63.4	62.0	63.4	62.0
Negative role	50	-1	47	0	46	-2	44	-9	60	-1	63	-3	36	+7
Neither positive nor negative role	27	-1	18	-2	7	0	15	+1	5	+1	14	0	19	+4
DK	17	+1	22	+1	28	+8	31	+7	18	+3	14	+5	29	-17
	6	0	13	+1	20	-6	9	0	17	-3	10	-1	16	+6

EUROBAROMETER 63

QA28.1 Quelle est votre opinion sur chacune des propositions suivantes ? Veuillez me dire, pour chaque proposition, si vous êtes pour ou si vous êtes contre.
 Une union monétaire européenne avec une seule monnaie, l'euro
 QA28.1 What is your opinion on each of the following statements? Please tell me for each statement, whether you are for it or against it.
 A European Monetary Union with one single currency, the euro

	EU25		EU15		NMS		BE		CZ		DK		D-W		DE		D-E		EE	
	EB	EB	EB	EB	EB	EB	EB	EB	EB	EB	EB	EB	EB	EB	EB	EB	EB	EB	EB	EB
Pour	63.4	62.0	63.4	63.4	63.4	62.0	63.4	62.0	63.4	62.0	63.4	62.0	63.4	62.0	63.4	62.0	63.4	62.0	63.4	62.0
Contre	59	-4	59	60	84	-5	63	+3	60	0	50	0	59	-9	59	-10	60	-12	59	+4
NSP	35	+4	36	31	16	+6	31	-1	45	0	38	+10	38	+11	39	+13	35	-2	35	-2
	6	0	5	9	1	0	7	-1	5	-1	3	-1	2	-2	1	-1	6	-1	6	-1

	EL		ES		FR		IE		IT		CY		LV		LT		LU	
	EB	EB	EB	EB	EB	EB	EB	EB	EB	EB	EB	EB	EB	EB	EB	EB	EB	EB
For	63.4	62.0	63.4	62.0	63.4	62.0	63.4	62.0	63.4	62.0	63.4	62.0	63.4	62.0	63.4	62.0	63.4	62.0
Against	49	-13	58	-11	76	-2	86	+1	67	+5	53	-6	57	-2	60	-9	87	+2
DK	49	+13	32	+6	21	+2	11	+1	26	-2	41	+6	32	+1	26	+7	12	-2
	2	0	10	+4	3	0	3	-2	7	-3	6	0	11	+2	14	+2	1	0

	HU		MT		NL		AT		PL		PT		SI		SK		FI	
	EB	EB	EB	EB	EB	EB	EB	EB	EB	EB	EB	EB	EB	EB	EB	EB	EB	EB
Pour	63.4	62.0	63.4	62.0	63.4	62.0	63.4	62.0	63.4	62.0	63.4	62.0	63.4	62.0	63.4	62.0	63.4	62.0
Contre	64	+4	50	+4	71	-1	65	-8	56	-9	65	-2	83	-4	72	+3	77	-2
NSP	25	-1	40	+1	27	+1	30	+10	34	+8	27	+1	14	+5	23	0	22	+2
	12	-2	10	-5	1	-1	5	-2	10	+2	8	+1	3	-1	5	-3	1	0

	SE		UK		BG		HR		RO		TR		CY (tcc)	
	EB	EB	EB	EB	EB	EB	EB	EB	EB	EB	EB	EB	EB	EB
For	63.4	62.0	63.4	62.0	63.4	62.0	63.4	62.0	63.4	62.0	63.4	62.0	63.4	62.0
Against	48	+2	28	-3	63	-4	59	-4	74	+3	46	+2	61	-5
DK	48	0	64	+2	18	+5	32	+3	8	-3	46	+3	30	+4
	5	-1	8	+1	20	-1	9	+1	18	-1	7	-6	9	+1

EUROBAROMETER 63

QA28.2 Quelle est votre opinion sur chacune des propositions suivantes ? Veuillez me dire, pour chaque proposition, si vous êtes pour ou si vous êtes contre.
 Une politique étrangère commune aux pays de l'Union européenne vis-à-vis des autres pays
 QA28.2 What is your opinion on each of the following statements? Please tell me for each statement, whether you are for it or against it.
 One common foreign policy among the Member States of the European Union, towards other countries

	EU25		EU15		NMS		BE		CZ		DK		D-W		DE		D-E		EE	
	EB	EB	EB	EB	EB	EB	EB	EB	EB	EB	EB	EB	EB	EB	EB	EB	EB	EB	EB	EB
Pour	63.4	62.0	63.4	63.4	63.4	62.0	63.4	62.0	63.4	62.0	63.4	62.0	63.4	62.0	63.4	62.0	63.4	62.0	63.4	62.0
Contre	67	-2	66	-7	75	-7	65	+6	55	-5	77	-2	78	-2	81	-2	81	-2	71	+1
NSP	21	+1	23	14	22	+9	25	-4	38	+9	17	+1	17	+2	14	+2	14	+2	16	-2
	11	0	11	11	4	0	10	-1	8	-3	6	+1	5	0	4	-1	4	-1	13	+2

	EL		ES		FR		IE		IT		CY		LV		LT		LU	
	EB	EB	EB	EB	EB	EB	EB	EB	EB	EB	EB	EB	EB	EB	EB	EB	EB	EB
Pour	63.4	62.0	63.4	62.0	63.4	62.0	63.4	62.0	63.4	62.0	63.4	62.0	63.4	62.0	63.4	62.0	63.4	62.0
Contre	76	-4	69	-4	65	-4	61	-1	74	+2	88	+10	73	+2	68	-3	73	-1
DK	18	+3	13	-3	26	+5	18	+1	13	-1	6	-6	12	-2	11	+5	19	+3
	5	+1	18	+7	9	-1	21	+1	13	-1	6	-4	15	0	22	0	8	-3

	HU		MT		NL		AT		PL		PT		SI		SK		FI	
	EB	EB	EB	EB	EB	EB	EB	EB	EB	EB	EB	EB	EB	EB	EB	EB	EB	EB
Pour	63.4	62.0	63.4	62.0	63.4	62.0	63.4	62.0	63.4	62.0	63.4	62.0	63.4	62.0	63.4	62.0	63.4	62.0
Contre	73	+4	51	+1	66	-6	62	-10	78	0	62	+4	84	+3	72	-3	58	-3
NSP	17	0	26	+1	28	+8	29	+11	11	-1	15	-2	10	-1	20	+3	35	+1
	10	-3	23	-2	6	-2	9	-1	11	+1	23	-2	6	-2	8	0	6	+1

	SE		UK		BG		HR		RO		TR		CY (tcc)	
	EB	EB	EB	EB	EB	EB	EB	EB	EB	EB	EB	EB	EB	EB
Pour	63.4	62.0	63.4	62.0	63.4	62.0	63.4	62.0	63.4	62.0	63.4	62.0	63.4	62.0
Contre	46	-6	44	-3	71	+2	62	-9	68	-7	63	+9	58	+3
DK	47	+8	38	+2	9	-1	25	+7	8	+2	23	-3	27	-2
	7	-2	18	+1	20	-1	13	+2	25	+6	14	-6	16	0

EUROBAROMETER 63

QA28.3 Quelle est votre opinion sur chacune des propositions suivantes ? Veuillez me dire, pour chaque proposition, si vous êtes pour ou si vous êtes contre.
 Une politique de sécurité et de défense commune des Etats membres de l'Union européenne
 QA28.3 What is your opinion on each of the following statements? Please tell me for each statement, whether you are for it or against it.
 A common defence and security policy among European Union Member States

	EU25		EU15		NMS		BE		CZ		DK		D-W		DE		D-E		EE	
	EB	EB	EB	EB	EB	EB	EB	EB	EB	EB	EB	EB	EB	EB	EB	EB	EB	EB	EB	EB
Pour	63.4	62.0	63.4	63.4	62.0	63.4	62.0	63.4	62.0	63.4	62.0	63.4	62.0	63.4	62.0	63.4	62.0	63.4	62.0	62.0
Contre	77	-1	75	85	-1	86	+2	67	+1	85	-1	85	-2	87	-4	87	-4	87	+3	87
NSP	14	0	15	7	+3	9	-1	27	+1	11	+1	10	0	10	+2	5	+2	5	-3	5
	9	+1	10	8	-1	5	-1	7	-1	5	+1	5	+2	3	+2	9	+2	9	+1	9

	EL		ES		FR		IE		IT		CY		LV		LT		LU		
	EB	EB	EB	EB	EB	EB	EB	EB	EB	EB	EB	EB	EB	EB	EB	EB	EB	EB	
For	63.4	62.0	63.4	62.0	63.4	62.0	63.4	62.0	63.4	62.0	63.4	62.0	63.4	62.0	63.4	62.0	63.4	62.0	62.0
Against	80	-3	70	-8	81	0	58	+2	78	-1	94	+11	85	0	76	-5	87	+4	87
DK	15	+2	13	+2	12	0	23	+1	10	-2	4	-4	5	-1	6	+1	9	-2	9
	5	0	17	+6	7	0	19	-3	12	+3	3	-5	10	+1	18	+4	4	-2	4

	HU		MT		NL		AT		PL		PT		SI		SK		FI		
	EB	EB	EB	EB	EB	EB	EB	EB	EB	EB	EB	EB	EB	EB	EB	EB	EB	EB	
Pour	63.4	62.0	63.4	62.0	63.4	62.0	63.4	62.0	63.4	62.0	63.4	62.0	63.4	62.0	63.4	62.0	63.4	62.0	62.0
Contre	83	-1	61	+2	81	-2	61	-9	86	+1	71	+3	90	+2	85	-1	63	+3	63
NSP	9	0	15	-4	16	+4	29	+7	6	-2	11	-2	5	0	10	+3	33	-3	33
	8	+1	24	+3	3	-2	11	+3	8	0	17	-2	5	-1	6	0	5	+1	5

	SE		UK		BG		HR		RO		TR		CY (tcc)	
	EB	EB	EB	EB	EB	EB	EB	EB	EB	EB	EB	EB	EB	EB
Pour	63.4	62.0	63.4	62.0	63.4	62.0	63.4	62.0	63.4	62.0	63.4	62.0	63.4	62.0
Against	58	+3	59	-1	78	+1	71	-7	70	-12	63	+2	61	-1
DK	36	-3	27	0	6	0	18	+6	5	+2	22	+1	21	-1
	6	0	14	0	16	-1	10	0	24	+9	15	-3	18	+2

EUROBAROMETER 63

QA28.4 Quelle est votre opinion sur chacune des propositions suivantes ? Veuillez me dire, pour chaque proposition, si vous êtes pour ou si vous êtes contre.
 L'élargissement de l'Union européenne à d'autres pays dans les années à venir
 QA28.4 What is your opinion on each of the following statements? Please tell me for each statement, whether you are for it or against it.
 Further enlargement of the European Union to include other countries in future years

	EU25		EU15		NMS		BE		CZ		DK		D-W		DE		D-E		EE	
	EB	EB	EB	EB	EB	EB	EB	EB	EB	EB	EB	EB	EB	EB	EB	EB	EB	EB	EB	EB
Pour	63.4	62.0	63.4	63.4	63.4	62.0	63.4	62.0	63.4	62.0	63.4	62.0	63.4	62.0	63.4	62.0	63.4	62.0	63.4	62.0
Contre	50	-3	45	72	50	0	66	0	48	+5	32	-3	33	-3	33	-7	56	-7	56	-7
NSP	38	+3	42	15	47	+2	23	+5	43	-3	62	+4	61	+4	60	+6	28	+6	28	+6
	12	0	12	13	4	-1	11	-6	9	-2	6	0	6	0	7	+1	16	+1	16	0

	EL		ES		FR		IE		IT		CY		LV		LT		LU	
	EB	EB	EB	EB	EB	EB	EB	EB	EB	EB	EB	EB	EB	EB	EB	EB	EB	EB
For	63.4	62.0	63.4	62.0	63.4	62.0	63.4	62.0	63.4	62.0	63.4	62.0	63.4	62.0	63.4	62.0	63.4	62.0
Against	60	-2	56	-11	32	-7	52	-2	59	-2	70	+9	64	-1	69	-7	33	-5
DK	32	+3	21	+4	58	+7	26	+1	24	+2	16	-5	21	+3	10	+3	60	+6
	8	-2	23	+7	10	0	23	+2	17	0	14	-4	15	-2	21	+5	7	-1

	HU		MT		NL		AT		PL		PT		SI		SK		FI	
	EB	EB	EB	EB	EB	EB	EB	EB	EB	EB	EB	EB	EB	EB	EB	EB	EB	EB
Pour	63.4	62.0	63.4	62.0	63.4	62.0	63.4	62.0	63.4	62.0	63.4	62.0	63.4	62.0	63.4	62.0	63.4	62.0
Contre	66	+3	63	+2	45	-5	31	+3	76	-2	56	+5	79	+4	73	+4	45	0
NSP	20	-1	19	+1	49	+6	58	-4	12	+2	24	-8	15	-1	17	0	51	-1
	15	-1	18	-3	6	-1	11	+1	12	0	20	+3	6	-3	10	-4	4	+1

	SE		UK		BG		HR		RO		TR		CY (tcc)	
	EB	EB	EB	EB	EB	EB	EB	EB	EB	EB	EB	EB	EB	EB
For	63.4	62.0	63.4	62.0	63.4	62.0	63.4	62.0	63.4	62.0	63.4	62.0	63.4	62.0
Against	51	+7	48	-2	71	-3	67	-4	71	-5	66	+4	64	+1
DK	38	-7	39	+3	7	+3	19	+4	5	0	20	-2	20	-3
	11	-1	13	-1	22	0	14	0	24	+5	14	-3	16	+2

EUROBAROMETER 63

QA28.5 Quelle est votre opinion sur chacune des propositions suivantes ? Veuillez me dire, pour chaque proposition, si vous êtes pour ou si vous êtes contre.
 Une constitution pour l'Union européenne
 QA28.5 What is your opinion on each of the following statements? Please tell me for each statement, whether you are for it or against it.
 A constitution for the European Union

	EU25		EU15		NMS		BE		CZ		DK		D-W		DE		D-E		EE	
	EB	EB	EB	EB	EB	EB	EB	EB	EB	EB	EB	EB	EB	EB	EB	EB	EB	EB	EB	EB
Pour	63.4	62.0	63.4	63.4	63.4	62.0	63.4	62.0	63.4	62.0	63.4	62.0	63.4	62.0	63.4	62.0	63.4	62.0	63.4	62.0
Contre	61	-7	60	61	76	-5	44	-19	42	-2	42	-2	68	-10	68	-11	68	-13	52	-12
NSP	23	+6	24	17	18	+5	32	+14	37	+1	20	+7	20	+7	21	+8	23	+10	12	+1
	16	+2	16	21	6	0	25	+6	20	0	12	+4	11	+4	11	+3	8	+2	36	+11
	EL																			
	ES																			
	FR																			
	IE																			
	IT																			
	LV																			
	LT																			
	LU																			
For	63.4	62.0	63.4	62.0	63.4	62.0	63.4	62.0	63.4	62.0	63.4	62.0	63.4	62.0	63.4	62.0	63.4	62.0	63.4	62.0
Against	60	-9	63	-9	60	-10	54	-7	74	+1	73	-1	56	-5	64	-9	64	-9	63	-14
DK	27	+7	16	+3	28	+10	15	+2	11	-3	12	0	13	0	9	+4	20	+4	20	+6
	13	+2	21	+6	11	-1	31	+5	14	+1	14	0	32	+5	26	+4	16	+4	16	+7
	HU																			
	MT																			
	NL																			
	AT																			
	PL																			
	PT																			
	SI																			
	SK																			
	FI																			
Pour	63.4	62.0	63.4	62.0	63.4	62.0	63.4	62.0	63.4	62.0	63.4	62.0	63.4	62.0	63.4	62.0	63.4	62.0	63.4	62.0
Contre	78	+16	50	-6	53	-20	47	-20	61	-12	59	-2	76	-4	60	-11	60	-11	47	-11
NSP	7	-16	20	0	38	+18	34	+19	17	+6	12	+1	10	+3	18	+7	18	+7	41	+6
	15	0	30	+6	8	+2	20	+2	21	+5	29	+1	14	+1	21	+1	21	+3	12	+5
	SE																			
	UK																			
	BG																			
	HR																			
	RO																			
	TR																			
	CY (tcc)																			
Pour	63.4	62.0	63.4	62.0	63.4	62.0	63.4	62.0	63.4	62.0	63.4	62.0	63.4	62.0	63.4	62.0	63.4	62.0	63.4	62.0
Against	38	-12	43	-6	64	-2	60	-15	70	-5	55	-4	57	-9	55	-4	57	-9	47	-11
DK	35	+10	36	+7	5	+1	19	+8	4	-1	28	+7	23	+5	4	-1	28	+7	23	+5
	27	+2	21	-1	31	0	21	+7	26	+5	17	-3	20	+5	17	-3	20	+5	12	+5

EUROBAROMETER 63

QA28.6 Quelle est votre opinion sur chacune des propositions suivantes ? Veuillez me dire, pour chaque proposition, si vous êtes pour ou si vous êtes contre.
 Une vitesse de la construction européenne plus élevée dans un groupe de pays que dans les autres pays
 QA28.6 What is your opinion on each of the following statements? Please tell me for each statement, whether you are for it or against it.
 The speed of building Europe being faster in one group of countries than in the other countries

	EU25		EU15		NMS		BE		CZ		DK		D-W		DE		D-E		EE	
	EB	EB	EB	EB	EB	EB	EB	EB	EB	EB	EB	EB	EB	EB	EB	EB	EB	EB	EB	EB
Pour	63.4	62.0	63.4	63.4	63.4	62.0	63.4	62.0	63.4	62.0	63.4	62.0	63.4	62.0	63.4	62.0	63.4	62.0	63.4	62.0
Contre	38	-2	37	43	47	+3	53	+17	43	+1	39	-2	39	-3	38	-8	38	-8	55	+1
NSP	42	-1	43	40	49	+1	32	-16	41	-2	44	-1	45	0	49	+5	26	-4	26	-4
	20	+3	20	17	4	-4	14	-2	17	+2	18	+5	17	+4	14	+4	19	+3	19	+3

	EL		ES		FR		IE		IT		CY		LV		LT		LU	
	EB	EB	EB	EB	EB	EB	EB	EB	EB	EB	EB	EB	EB	EB	EB	EB	EB	EB
For	63.4	62.0	63.4	62.0	63.4	62.0	63.4	62.0	63.4	62.0	63.4	62.0	63.4	62.0	63.4	62.0	63.4	62.0
Against	48	-6	34	-14	30	-5	26	-5	54	+1	54	-2	42	0	44	-4	29	-5
DK	40	+6	41	+8	53	+4	40	+2	19	-4	17	-4	28	-1	24	-3	52	+9
	12	0	25	+5	16	0	34	+3	27	+3	29	+6	30	+1	32	+7	19	-4

	HU		MT		NL		AT		PL		PT		SI		SK		FI	
	EB	EB	EB	EB	EB	EB	EB	EB	EB	EB	EB	EB	EB	EB	EB	EB	EB	EB
Pour	63.4	62.0	63.4	62.0	63.4	62.0	63.4	62.0	63.4	62.0	63.4	62.0	63.4	62.0	63.4	62.0	63.4	62.0
Contre	49	-3	42	-2	41	+8	38	-6	37	+5	44	+1	45	-1	47	+3	26	-2
NSP	35	+4	28	-1	44	-5	42	+4	47	-8	35	-1	48	+4	38	-5	64	-1
	16	-1	30	+3	15	-2	20	+2	16	+3	21	0	7	-3	15	+2	11	+4

	SE		UK		BG		HR		RO		TR		CY (tcc)	
	EB	EB	EB	EB	EB	EB	EB	EB	EB	EB	EB	EB	EB	EB
For	63.4	62.0	63.4	62.0	63.4	62.0	63.4	62.0	63.4	62.0	63.4	62.0	63.4	62.0
Against	31	-2	24	-2	31	-1	32	-12	40	-4	53	+3	47	-4
DK	50	0	53	0	33	-3	47	+8	23	+5	29	+1	28	+3
	19	+2	23	+3	36	+4	21	+4	36	-1	18	-4	25	+1

EUROBAROMETER 63

QA28.7 Quelle est votre opinion sur chacune des propositions suivantes ? Veuillez me dire, pour chaque proposition, si vous êtes pour ou si vous êtes contre.
Apprendre aux enfants, à l'école, la façon dont les institutions de l'Union européenne fonctionnent

QA28.7 What is your opinion on each of the following statements? Please tell me for each statement, whether you are for it or against it.
Teaching school children about the way European Union institutions work

	EU25		EU15		NMS		BE		CZ		DK		D-W		DE		D-E		EE	
	EB	EB	EB	EB	EB	EB	EB	EB	EB	EB	EB	EB	EB	EB	EB	EB	EB	EB	EB	EB
Pour	63.4	62.0	63.4	63.4	63.4	62.0	63.4	62.0	63.4	62.0	63.4	62.0	63.4	62.0	63.4	62.0	63.4	62.0	63.4	62.0
Contre	85	0	85	86	96	+2	75	+2	82	+3	82	+3	89	0	90	+1	92	0	87	+3
NSP	8	-1	8	7	4	0	16	+1	11	-3	11	-3	7	0	6	-1	5	-2	6	-3
	7	+1	6	7	0	-2	9	-3	7	0	7	0	4	0	4	0	2	0	8	+1

	EL		ES		FR		IE		IT		CY		LV		LT		LU	
	EB	EB	EB	EB	EB	EB	EB	EB	EB	EB	EB	EB	EB	EB	EB	EB	EB	EB
For	63.4	62.0	63.4	62.0	63.4	62.0	63.4	62.0	63.4	62.0	63.4	62.0	63.4	62.0	63.4	62.0	63.4	62.0
Against	86	+3	73	-3	88	-2	87	-1	85	+1	94	+4	84	-2	78	-8	94	+5
DK	10	-1	10	-3	8	+2	5	+3	9	0	3	-2	6	0	6	+1	5	-3
	4	-2	17	+6	4	0	8	-2	7	0	2	-3	10	+2	15	+6	1	-2

	HU		MT		NL		AT		PL		PT		SI		SK		FI	
	EB	EB	EB	EB	EB	EB	EB	EB	EB	EB	EB	EB	EB	EB	EB	EB	EB	EB
Pour	63.4	62.0	63.4	62.0	63.4	62.0	63.4	62.0	63.4	62.0	63.4	62.0	63.4	62.0	63.4	62.0	63.4	62.0
Contre	84	+3	87	+3	93	0	83	0	91	+1	85	-1	86	+4	80	0	91	0
NSP	6	-3	6	-2	6	+1	9	+1	4	-1	6	+1	11	0	10	0	7	0
	9	-1	7	-1	1	-1	8	-1	5	0	10	+1	3	-3	10	0	2	+1

	SE		UK		BG		HR		RO		TR		CY (tcc)	
	EB	EB	EB	EB	EB	EB	EB	EB	EB	EB	EB	EB	EB	EB
For	63.4	62.0	63.4	62.0	63.4	62.0	63.4	62.0	63.4	62.0	63.4	62.0	63.4	62.0
Against	94	+1	80	+3	74	+6	71	-4	70	-12	76	+5	68	-1
DK	3	-1	13	-4	6	-1	17	+4	5	+2	13	-1	18	+1
	3	0	7	+1	20	-4	12	0	25	+10	11	-4	14	0

EUROBAROMETER 63

QA29 Parmi la liste d'actions suivante, pourriez-vous me dire quelles devraient être, pour vous, les trois actions que l'Union européenne devrait poursuivre en priorité. (MAX. 3 REPONSES)
 QA29 From the following list of actions, could you tell me what should be, for you, the three actions that the European Union should follow in priority. (MAX. 3 ANSWERS)

	EU25		EU15		NMS		BE		CZ		DK		D-W		DE		D-E		EE				
	EB	62.0	EB	63.4	EB	63.4	EB	63.4	EB	62.0	EB	63.4	EB	62.0	EB	63.4	EB	62.0	EB	63.4	EB	62.0	
Accueillir de nouveaux Pays membres	4	-1	4	5	5	3	-1	7	+2	4	+1	3	0	-1	2	-1	1	-1	3	+2	63.4	62.0	
Etre plus proche des citoyens européens, par exem	19	+3	21	10	28	19	+3	19	+10	23	+8	27	+5	27	+5	24	+5	24	+5	17	+5	63.4	62.0
Réussir la mise en place de la monnaie unique euro	10	0	9	12	12	16	+1	16	+1	13	+1	8	-3	8	-2	7	-1	7	-1	11	+2	63.4	62.0
Lutter contre la pauvreté et l'exclusion sociale	44	+4	41	59	50	47	+6	47	+6	44	+3	39	+6	41	+6	49	+6	49	+6	56	-2	63.4	62.0
Protéger l'environnement	19	0	19	19	23	25	+2	25	+2	42	-2	12	-7	13	-5	13	0	13	0	20	-3	63.4	62.0
Garantir la qualité des produits alimentaires	8	+2	8	8	8	10	+2	7	-2	16	+1	7	-4	7	-3	5	-1	7	0	7	0	63.4	62.0
Protéger les consommateurs et garantir la qualité c	8	+2	8	7	6	8	+2	8	+2	5	-1	10	+2	9	+2	7	+3	5	-2	5	-2	63.4	62.0
Lutter contre le chômage	47	+3	44	66	56	47	+6	47	+1	24	+6	59	+7	60	+7	63	+6	63	+6	39	-8	63.4	62.0
Réformer les institutions de l'Union européenne et	5	0	6	4	4	5	+2	5	+2	7	+1	6	-2	6	-2	7	-1	7	-1	5	+1	63.4	62.0
Lutter contre le crime organisé et le trafic de drogu	25	-5	25	26	23	30	-5	30	-5	30	0	23	-7	24	-7	25	-8	25	-8	40	+3	63.4	62.0
Affirmer l'importance politique et diplomatique de l'	5	-1	5	4	5	6	+2	6	+2	4	+1	4	-2	4	-2	3	-2	3	-2	4	-2	63.4	62.0
Préserver la paix et la sécurité en Europe	31	-3	32	29	28	29	-15	29	-15	39	-2	37	-1	38	-1	42	-1	42	-1	31	-4	63.4	62.0
Garantir les droits de l'individu et le respect des pri	14	0	15	11	17	16	+4	16	+4	16	-2	12	+1	12	+1	9	-1	9	-1	15	+2	63.4	62.0
Lutter contre le terrorisme	19	-8	20	13	13	15	-15	15	-15	16	-8	16	-4	16	-4	15	-6	12	-12	9	-9	63.4	62.0
Lutter contre l'immigration clandestine	15	0	18	4	13	7	0	7	0	11	0	17	+4	17	+4	19	+4	19	+6	6	0	63.4	62.0
Autres (SPONTANE)	1	0	1	0	1	0	0	0	0	0	0	2	+1	1	0	0	-1	0	-1	2	+2	63.4	62.0
Aucune de celles-ci (SPONTANE)	1	+1	1	0	0	0	-1	0	0	0	0	0	0	1	+1	1	+1	1	+1	0	0	63.4	62.0
NSP	2	0	2	1	1	1	0	1	0	1	-1	1	0	1	0	1	0	0	0	4	+2	63.4	62.0

EUROBAROMETER 63

QA29 Parmi la liste d'actions suivante, pourriez-vous me dire quelles devraient être, pour vous, les trois actions que l'Union européenne devrait poursuivre en priorité. (MAX. 3 REPONSES)
 QA29 From the following list of actions, could you tell me what should be, for you, the three actions that the European Union should follow in priority. (MAX. 3 ANSWERS)

	EL		ES		FR		IE		IT		CY		LV		LT		LU	
	EB	EB	EB	EB	EB	EB	EB	EB	EB	EB	EB	EB	EB	EB	EB	EB	EB	EB
Welcoming new Member Countries	63.4	62.0	63.4	62.0	63.4	62.0	63.4	62.0	63.4	62.0	63.4	62.0	63.4	62.0	63.4	62.0	63.4	62.0
	4	+2	3	-4	2	-1	8	-6	10	-1	3	0	5	-2	8	-1	3	-1
Getting closer to European citizens, for example by giving them more information about the European Union, its policies and its institutions	16	0	12	+3	20	+3	18	+9	25	+5	25	+9	9	+2	8	+1	24	+9
Successfully implementing the single European currency, the euro	16	+3	10	0	7	-1	15	+3	15	+5	7	+1	11	+2	17	+5	12	+5
Fighting poverty and social exclusion	64	+7	38	0	54	+8	42	+3	31	0	48	-5	62	+2	67	-5	45	+10
Protecting the environment	16	0	13	-2	23	-1	26	+1	16	+4	11	-4	12	-1	15	+7	22	+2
Guaranteeing the quality of food products	16	+5	2	-3	6	-1	13	+3	11	+1	19	+11	13	+2	10	+3	15	+3
Protecting consumers and guaranteeing the quality of other products	7	+2	2	-1	8	+1	13	+6	14	+4	22	+13	6	+2	6	+1	9	+2
Fighting unemployment	61	-10	37	-2	63	+14	24	-2	38	+1	33	-1	51	+3	61	-5	44	+1
Reforming the institutions of the European Union and the way they work	4	+2	2	0	4	0	6	+3	5	0	2	+2	2	+1	3	+2	3	-1
Fighting organised crime and drug trafficking	19	-6	20	-6	20	-2	34	-6	18	+3	45	0	21	-12	38	-5	30	-6
Asserting the political and diplomatic importance of the European Union around the world	3	0	5	-1	9	-1	4	+2	8	+1	4	0	5	+1	4	+1	7	0
Maintaining peace and security in Europe	29	-4	33	+4	28	-5	22	-3	25	-5	34	-14	36	+2	25	-1	35	-5
Guaranteeing the rights of the individual and respect for the principles of democracy in Europe	10	+3	9	0	20	-2	16	+3	14	-1	20	-8	13	+2	12	+1	16	-4
Fighting terrorism	6	-3	41	-7	11	-10	12	-15	14	-13	6	-5	8	-8	8	-8	12	-12
Fighting illegal immigration	12	-3	18	+2	16	+1	20	-1	12	-8	10	+5	5	0	6	+3	12	-4
Others (SPONTANEOUS)	0	0	1	0	0	0	1	0	1	0	1	-1	0	-2	1	+1	1	+1
None of them (SPONTANEOUS)	0	0	0	0	0	0	0	0	1	0	0	-1	2	0	1	+1	0	-1
DK	1	+1	6	+3	1	0	4	+1	1	-1	1	0	3	+1	2	-1	0	0

EUROBAROMETER 63

QA29 Parmi la liste d'actions suivante, pourriez-vous me dire quelles devraient être, pour vous, les trois actions que l'Union européenne devrait poursuivre en priorité. (MAX. 3 REPONSES)
 QA29 From the following list of actions, could you tell me what should be, for you, the three actions that the European Union should follow in priority. (MAX. 3 ANSWERS)

	HU		MT		NL		AT		PL		PT		SI		SK		FI	
	EB	EB	EB	EB	EB	EB	EB	EB	EB	EB	EB	EB	EB	EB	EB	EB	EB	EB
Accueillir de nouveaux Pays membres	63.4	+3	4	+1	4	-2	4	-1	3	+1	5	+2	5	-2	10	+3	2	0
Etre plus proche des citoyens européens, par exemple en les informant davantage sur l'Union européenne, ses politiques et ses institutions	11	+2	18	+6	39	+3	26	+15	6	0	19	+8	7	+3	16	+5	19	-3
Réussir la mise en place de la monnaie unique européenne, l'euro	17	+1	6	+3	7	+1	9	-6	9	-3	6	-2	13	-3	16	+3	9	-3
Lutter contre la pauvreté et l'exclusion sociale	52	+2	34	+5	38	+7	45	+8	64	+5	52	+1	64	+2	50	+2	52	+9
Protéger l'environnement	28	+6	36	-8	26	+5	13	-4	14	-3	17	+2	30	+2	22	+3	21	+1
Garantir la qualité des produits alimentaires	19	+6	10	-1	7	-1	15	-2	4	-1	14	+7	8	-1	15	0	14	+2
Protéger les consommateurs et garantir la qualité des autres produits	12	+3	8	-2	6	0	6	+1	5	+1	11	+6	6	+1	8	+2	6	0
Lutter contre le chômage	53	-3	46	-10	23	+3	53	-1	79	+3	56	0	65	+3	49	-6	50	+11
Réformer les institutions de l'Union européenne et leur fonctionnement	2	0	3	+3	13	+2	8	0	4	+1	4	+1	2	0	4	0	4	0
Lutter contre le crime organisé et le trafic de drogue	19	-5	22	-4	30	-8	32	-10	26	-8	23	-13	18	-1	24	-8	40	-8
Affirmer l'importance politique et diplomatique de l'Union européenne dans le monde	2	-1	1	0	7	-2	5	+2	5	+2	4	+1	4	+1	5	+1	2	-1
Préserver la paix et la sécurité en Europe	37	-8	27	-7	34	-2	26	-3	26	-5	28	-7	34	-6	33	-5	41	-3
Garantir les droits de l'individu et le respect des principes démocratiques en Europe	8	+2	18	+9	26	+1	13	+2	9	+2	9	-1	15	+2	13	+1	14	0
Lutter contre le terrorisme	12	-10	10	-9	23	-6	8	-6	13	-4	8	-11	11	-7	13	-6	10	-5
Lutter contre l'immigration clandestine	5	0	32	+1	8	-1	18	-6	2	0	10	+3	4	0	5	0	5	0
Autres (SPONTANE)	0	-2	0	0	1	0	1	0	0	0	0	0	0	0	0	0	0	0
Aucune de celles-ci (SPONTANE)	0	0	0	0	0	0	1	+1	1	+1	0	0	0	0	0	0	0	0
NSP	2	0	4	+2	1	0	1	+1	1	0	5	+2	2	+1	1	-1	0	0

QA29 Parmi la liste d'actions suivante, pourriez-vous me dire quelles devraient être, pour vous, les trois actions que l'Union européenne devrait poursuivre en priorité. (MAX. 3 REPONSES)
 QA29 From the following list of actions, could you tell me what should be, for you, the three actions that the European Union should follow in priority. (MAX. 3 ANSWERS)

	SE		UK		BG		HR		RO		TR		CY (tcc)	
	EB	EB	EB	EB	EB	EB	EB	EB	EB	EB	EB	EB	EB	EB
Welcoming new Member Countries	63.4	62.0	63.4	62.0	63.4	62.0	63.4	62.0	63.4	62.0	63.4	62.0	63.4	62.0
	5	+2	4	+1	17	-3	10	+4	5	+2	29	+12	33	+1
Getting closer to European citizens, for example by giving them more information about the European Union, its policies and its institutions	17	+3	14	+3	17	+6	13	+5	18	+3	13	+2	18	+2
Successfully implementing the single European currency, the euro	8	-3	4	-2	7	-2	6	-1	18	0	8	-1	11	-1
Fighting poverty and social exclusion	50	+9	33	+7	69	+10	68	+3	68	+1	40	-11	32	0
Protecting the environment	33	-7	22	0	10	+2	11	-3	17	+5	14	+2	17	+7
Guaranteeing the quality of food products	12	+3	5	0	6	+2	12	+1	11	+3	12	-2	10	+2
Protecting consumers and guaranteeing the quality of other products	5	+2	4	+1	8	+2	10	+2	11	+3	5	-1	4	-1
Fighting unemployment	41	+11	15	0	42	0	62	+1	25	-9	72	+6	43	-3
Reforming the institutions of the European Union and the way they work	8	-2	7	0	3	0	3	+2	7	+3	4	0	5	-1
Fighting organised crime and drug trafficking	39	-2	40	-2	33	-4	28	-4	25	-11	12	-6	13	-1
Asserting the political and diplomatic importance of the European Union around the world	2	-1	4	+1	5	+2	2	-1	4	0	2	-2	4	-1
Maintaining peace and security in Europe	36	-2	31	-5	30	+1	27	-6	27	-12	10	-3	11	-16
Guaranteeing the rights of the individual and respect for the principles of democracy in Europe	21	-1	19	+4	10	-1	13	0	16	0	6	-5	7	-9
Fighting terrorism	12	-9	34	-15	8	-7	8	-10	9	-9	37	+11	15	-3
Fighting illegal immigration	5	-1	35	+2	2	0	1	-1	5	+3	4	0	4	-2
Others (SPONTANEOUS)	1	+1	0	-1	0	0	0	0	0	-1	0	-1	0	-1
None of them (SPONTANEOUS)	0	0	1	0	0	-1	1	0	0	0	1	0	1	0
DK	1	+1	5	+2	6	-2	4	+2	5	+1	3	-4	8	+5

EUROBAROMETER 63

QA30 Avec laquelle des deux propositions suivantes, êtes-vous le plus d'accord ?
 QA30 With which of the following two statements do you most agree?

	EU25	EU15	NMS	BE	CZ	DK	D-W	DE	D-E	EE	EL	ES	FR	IE	IT	CY	LV	LT
	EB	EB	EB	EB	EB	EB	EB	EB	EB	EB	EB	EB	EB	EB	EB	EB	EB	EB
	63,4	63,4	63,4	63,4	63,4	63,4	63,4	63,4	63,4	63,4	63,4	63,4	63,4	63,4	63,4	63,4	63,4	63,4
Compte tenu de ses objectifs politiques, l'Union européenne ne justifie pas une augmentation du budget de l'Union européenne	32	30	39	37	29	17	25	25	25	44	50	31	36	31	37	57	30	24
Les objectifs politiques de l'Union européenne ne justifient pas une augmentation du budget de l'Union européenne	50	52	43	57	59	73	66	66	64	31	29	42	47	33	39	20	47	44
NSP	18	18	17	6	12	10	9	9	10	26	21	27	17	37	23	23	23	32

	LU	HU	MT	NL	AT	PL	PT	SI	SK	FI	SE	UK	BG	HR	RO	TR	CY
	EB	EB	EB	EB	EB	EB	EB	EB	EB	EB	EB	EB	EB	EB	EB	EB	EB
	63,4	63,4	63,4	63,4	63,4	63,4	63,4	63,4	63,4	63,4	63,4	63,4	63,4	63,4	63,4	63,4	63,4
The European Union should have greater financial means given its political objectives	30	49	54	22	22	43	44	28	21	23	21	25	44	44	63	57	59
The European Union's political objectives do not justify an increase in the Union's budget	50	31	17	71	64	40	30	62	61	69	67	51	19	37	13	16	15
DK	20	20	28	8	14	17	25	10	18	8	12	24	37	19	25	26	25

EUROBAROMETER 63

QA31 A votre avis, dans quel domaine l'Union européenne dépense-t-elle la plus grande partie de son budget ?
QA31 On which of the following do you think most of the European Union budget is spent?

	EU25		EU25		EU15		NMS		BE		CZ		DK		D-W		DE		D-E		EE				
	EB	EB	EB	EB	EB	EB	EB	EB	EB	EB	EB	EB	EB	EB	EB	EB	EB	EB	EB	EB	EB	EB			
L'emploi et les affaires sociales L'agriculture La recherche scientifique Les aides régionales La politique étrangère et l'aide aux pays en-dehors Les frais administratifs et les frais de personnel, les autres (SPONTANÉ)	63.4	62.0	63.4	62.0	63.4	62.0	63.4	62.0	63.4	62.0	63.4	62.0	63.4	62.0	63.4	62.0	63.4	62.0	63.4	62.0	63.4	62.0			
	9	+1	8	10	16	26	20	+1	13	+1	3	-2	45	-6	18	-2	5	-1	5	-2	11	+1	19	-1	
	5	0	5	4	6	3	6	-2	6	0	3	+1	7	+3	2	-1	3	0	3	0	5	+2	5	+2	
	8	0	5	4	6	3	6	-2	6	0	3	+1	7	+3	2	-1	3	0	3	0	5	+2	5	+2	
	13	-1	13	11	13	11	20	+3	15	0	9	0	9	0	10	-2	10	-2	11	-2	13	-1	16	+2	
	31	+1	33	24	39	39	+2	26	+1	26	+3	26	+3	26	+3	44	+4	44	+4	41	+1	41	+1	16	-3
	1	0	1	0	1	0	1	0	1	0	1	0	1	+1	1	-1	1	0	1	0	1	+1	1	0	
	16	-1	17	14	3	3	-2	12	-6	12	-6	12	-6	6	-1	10	+1	10	+1	9	-1	9	-1	22	-1
	Employment and social affairs Agriculture Scientific research Regional aid Foreign policy and aid to countries outside the European Union Administrative and personnel costs, buildings Other (SPONTANEOUS) DK	63.4	62.0	63.4	62.0	63.4	62.0	63.4	62.0	63.4	62.0	63.4	62.0	63.4	62.0	63.4	62.0	63.4	62.0	63.4	62.0	63.4	62.0		
		8	+1	6	-4	8	+2	10	+1	16	+5	6	-5	16	+5	6	-5	8	0	8	0	11	-2	8	+2
		12	+7	5	-3	5	-1	4	+1	10	+2	10	+2	10	+2	11	+5	3	-1	22	+5	27	+2	21	-1
		19	+1	7	+1	4	-3	13	+3	8	+1	6	-4	11	0	6	-4	11	0	4	-1	4	+1	4	0
		12	-4	10	-2	21	+1	10	0	10	-11	12	+1	17	+4	12	+1	17	+4	16	+2	16	+2	21	+6
20		0	27	+2	25	-2	27	-1	26	+3	24	+1	21	0	24	+1	21	0	13	+2	13	+2	32	+1	
0		-1	2	-1	0	0	-1	1	0	1	0	-2	0	-1	0	-2	0	-1	2	0	2	0	1	0	
19		-5	33	+6	13	-2	17	-2	21	0	21	-8	18	-7	21	-8	18	-7	23	-4	23	-4	10	-8	
L'emploi et les affaires sociales L'agriculture La recherche scientifique Les aides régionales La politique étrangère et l'aide aux pays en-dehors de l'Union européenne Les frais administratifs et les frais de personnel, les bâtiments Autre (SPONTANÉ) NSP		63.4	62.0	63.4	62.0	63.4	62.0	63.4	62.0	63.4	62.0	63.4	62.0	63.4	62.0	63.4	62.0	63.4	62.0	63.4	62.0	63.4	62.0		
		11	-2	14	-2	7	0	28	+1	9	0	10	+3	10	+3	6	+2	8	+4	10	+4	10	-1	7	+1
		8	+1	7	+3	3	0	4	+1	2	0	2	0	2	0	9	+5	5	0	4	-2	8	+1	23	-1
		11	0	15	+5	4	+1	14	+2	7	0	14	+4	7	+1	14	+4	7	+1	7	+1	14	+3	16	-1
		12	+2	10	0	17	+3	10	+1	9	-2	11	-6	13	+2	11	-6	13	+2	16	-3	16	-3	10	0
	17	+1	26	+3	35	+2	37	+3	25	-2	22	-2	25	-2	22	-2	22	-2	36	0	34	+5	40	+3	
	1	0	0	0	0	0	0	0	0	0	1	0	0	0	1	0	2	-1	2	-1	0	0	0	0	
	22	-3	17	-6	6	-6	12	-5	11	-2	12	-5	11	-2	28	-5	7	-9	7	-9	13	-4	13	-4	
	Employment and social affairs Agriculture Scientific research Regional aid Foreign policy and aid to countries outside the European Union Administrative and personnel costs, buildings Other (SPONTANEOUS) DK	63.4	62.0	63.4	62.0	63.4	62.0	63.4	62.0	63.4	62.0	63.4	62.0	63.4	62.0	63.4	62.0	63.4	62.0	63.4	62.0	63.4	62.0		
		5	-1	7	-1	15	+4	9	-5	16	+4	9	-5	16	+4	18	+1	16	-5	16	-5	16	-5	16	-5
		1	0	3	-2	5	+2	7	+3	5	+1	7	+3	5	+1	23	+7	28	+17	6	0	8	-2	8	-2
		14	0	7	-1	5	+1	7	+2	10	+1	7	+2	10	+1	6	0	8	-2	6	0	8	-2	8	-2
		7	+3	13	+1	17	+1	16	+1	17	-5	16	+1	17	-5	18	+6	10	-13	10	-13	10	-13	10	-13
35		+1	37	+1	11	+2	35	-6	7	0	4	-5	4	0	4	-5	4	0	7	0	4	-5	4	0	
0		0	1	0	0	-1	1	+1	1	-1	1	0	1	-1	1	0	1	0	1	-1	1	0	1	0	
4		0	20	+1	40	-12	22	+5	32	-5	22	-12	27	+11	22	-12	27	+11	22	-12	22	-12	27	+11	

QA32.1 Il existe déjà une Politique étrangère et de sécurité commune et une Politique européenne de sécurité et de défense dans l'Union européenne. Il y a aujourd'hui un débat sur la mesure dans laquelle ces politiques devraient être développées. Etes-vous plutôt d'accord ou plutôt pas d'accord avec chacune des propositions suivantes ?

L'Union européenne devrait avoir une force militaire de réaction rapide qui puisse être envoyée rapidement dans les zones de conflits lorsqu'une crise internationale éclate
 QA32.1 The European Union already has a Common Foreign and Security Policy and a European Security and Defence Policy. There is now a debate about how much further these should be developed. Do you tend to agree or tend to disagree with each of the following statements?

The European Union should have a rapid military reaction force that can be sent quickly to troublespots when an international crisis occurs

	EU25		EU15		NMS		BE		CZ		DK		D-W		DE		D-E		EE	
	EB	EB	EB	EB	EB	EB	EB	EB	EB	EB	EB	EB	EB	EB	EB	EB	EB	EB	EB	EB
Plutôt d'accord	68	-3	67	75	82	-1	72	0	60	-2	63	-2	60	-3	63,4	62,0	63,4	62,0	63,4	62,0
Plutôt pas d'accord	22	+2	23	17	16	+2	20	+1	34	+6	28	+1	32	+3	63,4	62,0	63,4	62,0	63,4	62,0
NSP	10	+1	10	9	2	-1	8	-1	5	-5	9	+1	8	0	63,4	62,0	63,4	62,0	63,4	62,0

	EL		ES		FR		IE		IT		CY		LV		LT		LU			
	EB	EB	EB	EB	EB	EB	EB	EB	EB	EB	EB	EB	EB	EB	EB	EB	EB	EB		
Tend to agree	73	+4	62	-9	79	0	58	-2	63	-6	88	+4	80	-2	63,4	62,0	63,4	62,0	63,4	62,0
Tend to disagree	21	-4	18	+4	15	+1	23	+4	23	+5	8	-3	11	+2	63,4	62,0	63,4	62,0	63,4	62,0
DK	6	0	20	+5	6	-1	19	-1	14	+1	4	-1	9	+1	63,4	62,0	63,4	62,0	63,4	62,0

	HU		MT		NL		AT		PL		PT		SI		SK		FI			
	EB	EB	EB	EB	EB	EB	EB	EB	EB	EB	EB	EB	EB	EB	EB	EB	EB	EB		
Plutôt d'accord	67	-8	48	-6	69	-3	58	-6	78	-1	71	+4	75	+5	63,4	62,0	63,4	62,0	63,4	62,0
Plutôt pas d'accord	24	+9	35	+4	27	+5	29	+8	13	-1	13	0	19	-1	63,4	62,0	63,4	62,0	63,4	62,0
NSP	9	0	17	+3	3	-3	13	-2	9	+2	16	-4	7	-3	63,4	62,0	63,4	62,0	63,4	62,0

	SE		UK		BG		HR		RO		TR		CY (tcc)	
	EB	EB	EB	EB	EB	EB	EB	EB	EB	EB	EB	EB	EB	EB
Tend to agree	68	+2	71	0	73	0	70	-8	70	-2	69	0	73	+1
Tend to disagree	27	0	20	-1	12	+4	20	+8	10	+1	20	+5	18	-4
DK	5	-2	9	+1	15	-5	9	-1	20	+1	10	-6	9	+3

QA32.2 Il existe déjà une Politique étrangère et de sécurité commune et une Politique européenne de sécurité et de défense dans l'Union européenne. Il y a aujourd'hui un débat sur la mesure dans laquelle ces politiques devraient être développées. Etes-vous plutôt d'accord ou plutôt pas d'accord avec chacune des propositions suivantes ?
 Quand une crise internationale éclate, les Etats membres de l'Union européenne devraient s'entendre sur une position commune

QA32.2 The European Union already has a Common Foreign and Security Policy and a European Security and Defence Policy. There is now a debate about how much further these should be developed. Do you tend to agree or tend to disagree with each of the following statements?

When an international crisis occurs, European Union Member States should agree on a common position

	EU25		EU15		NMS		BE		CZ		DK		D-W		DE		D-E		EE	
	EB	EB	EB	EB	EB	EB	EB	EB	EB	EB	EB	EB	EB	EB	EB	EB	EB	EB	EB	EB
Plutôt d'accord	63,4	62,0	63,4	62,0	63,4	62,0	63,4	62,0	63,4	62,0	63,4	62,0	63,4	62,0	63,4	62,0	63,4	62,0	63,4	62,0
Plutôt pas d'accord	83	0	82	86	86	0	92	+5	76	0	76	0	85	-4	86	-3	90	-1	90	-1
NSP	10	+1	10	6	6	+1	4	-4	21	+3	21	+3	9	+2	9	+2	8	+2	4	-1
DK	8	+1	8	8	8	-2	4	-2	3	-2	3	-2	6	+2	5	+1	2	-1	6	+1

	EL		ES		FR		IE		IT		CY		LV		LT		LU	
	EB	EB	EB	EB	EB	EB	EB	EB	EB	EB	EB	EB	EB	EB	EB	EB	EB	EB
Tend to agree	63,4	62,0	63,4	62,0	63,4	62,0	63,4	62,0	63,4	62,0	63,4	62,0	63,4	62,0	63,4	62,0	63,4	62,0
Tend to disagree	88	+2	74	-4	88	-1	73	0	81	+1	96	+5	89	0	83	-4	91	+2
DK	3	-2	17	+4	4	-1	15	-3	8	-1	1	-4	7	+1	13	+3	3	-3

	HU		MT		NL		AT		PL		PT		SI		SK		FI	
	EB	EB	EB	EB	EB	EB	EB	EB	EB	EB	EB	EB	EB	EB	EB	EB	EB	EB
Plutôt d'accord	63,4	62,0	63,4	62,0	63,4	62,0	63,4	62,0	63,4	62,0	63,4	62,0	63,4	62,0	63,4	62,0	63,4	62,0
Plutôt pas d'accord	82	-1	74	+4	83	-1	79	0	85	-1	74	+3	88	-1	86	-3	81	+3
NSP	8	0	14	+1	2	-2	8	0	9	0	16	-4	6	-2	5	0	2	-1

	SE		UK		BG		HR		RO		TR		CY (tcc)	
	EB	EB	EB	EB	EB	EB	EB	EB	EB	EB	EB	EB	EB	EB
Tend to agree	63,4	62,0	63,4	62,0	63,4	62,0	63,4	62,0	63,4	62,0	63,4	62,0	63,4	62,0
Tend to disagree	80	0	77	-1	82	+2	83	-4	78	-7	78	+5	77	-7
DK	5	0	10	+1	14	-2	8	+1	17	+4	11	-6	11	+6

QA32.3 Il existe déjà une Politique étrangère et de sécurité commune et une Politique européenne de sécurité et de défense dans l'Union européenne. Il y a aujourd'hui un débat sur la mesure dans laquelle ces politiques devraient être développées. Etes-vous plutôt d'accord ou plutôt pas d'accord avec chacune des propositions suivantes ?
 L'Union européenne devrait avoir son propre Ministre des Affaires étrangères, qui puisse être le porte-parole de la position commune de l'Union européenne
 QA32.3 The European Union already has a Common Foreign and Security Policy and a European Security and Defence Policy. There is now a debate about how much further these should be developed. Do you tend to agree or tend to disagree with each of the following statements?

The European Union should have its own Foreign Minister who can be the spokesperson for a common European Union position

	EU25		EU15		NMS		BE		CZ		DK		D-W		DE		D-E		EE	
	EB	EB	EB	EB	EB	EB	EB	EB	EB	EB	EB	EB	EB	EB	EB	EB	EB	EB	EB	EB
	63.4	62.0	63.4	63.4	63.4	62.0	63.4	62.0	63.4	62.0	63.4	62.0	63.4	62.0	63.4	62.0	63.4	62.0	63.4	62.0
Plutôt d'accord	67	0	67	69	81	-3	62	+4	62	+4	42	-6	67	0	66	0	63	-1	63	-5
Plutôt pas d'accord	21	+1	21	17	16	+4	26	-2	26	-2	52	+9	22	-2	24	-1	31	+4	23	+4
NSP	12	-1	12	14	3	-2	12	-3	12	-3	6	-4	10	+1	10	+1	7	-2	14	+1

	EL		ES		FR		IE		IT		CY		LV		LT		LU	
	EB	EB	EB	EB	EB	EB	EB	EB	EB	EB	EB	EB	EB	EB	EB	EB	EB	EB
	63.4	62.0	63.4	62.0	63.4	62.0	63.4	62.0	63.4	62.0	63.4	62.0	63.4	62.0	63.4	62.0	63.4	62.0
Tend to agree	71	-5	64	-7	75	+5	60	-6	75	+2	83	0	73	-2	72	-5	67	+1
Tend to disagree	18	+6	12	0	19	-2	18	+6	11	+1	9	+1	14	+3	10	+3	24	+2
DK	10	-1	24	+7	6	-3	23	+1	13	-3	8	-1	12	-2	18	+2	9	-3

	HU		MT		NL		AT		PL		PT		SI		SK		FI	
	EB	EB	EB	EB	EB	EB	EB	EB	EB	EB	EB	EB	EB	EB	EB	EB	EB	EB
	63.4	62.0	63.4	62.0	63.4	62.0	63.4	62.0	63.4	62.0	63.4	62.0	63.4	62.0	63.4	62.0	63.4	62.0
Plutôt d'accord	62	-8	69	+2	68	-1	60	-6	72	+1	65	+3	80	0	62	-2	51	-3
Plutôt pas d'accord	22	+6	14	0	28	+5	27	+5	13	-2	14	+1	13	+4	26	+4	45	+4
NSP	16	+2	17	-2	4	-4	13	+1	15	+1	21	-4	7	-5	12	-2	4	-1

	SE		UK		BG		HR		RO		TR		CY (tcc)	
	EB	EB	EB	EB	EB	EB	EB	EB	EB	EB	EB	EB	EB	EB
	63.4	62.0	63.4	62.0	63.4	62.0	63.4	62.0	63.4	62.0	63.4	62.0	63.4	62.0
Tend to agree	44	0	56	-1	62	+5	68	-7	60	-3	73	+4	67	-2
Tend to disagree	48	+5	29	+1	8	0	14	+2	10	+2	12	0	18	-1
DK	7	-6	15	+1	30	-5	17	+3	30	+1	15	-4	15	+4

EUROBAROMETER 63

QA32.4 Il existe déjà une Politique étrangère et de sécurité commune et une Politique européenne de sécurité et de défense dans l'Union européenne. Il y a aujourd'hui un débat sur la mesure dans laquelle ces politiques devraient être développées. Etes-vous plutôt d'accord ou plutôt pas d'accord avec chacune des propositions suivantes ?

L'Union européenne devrait avoir son propre siège au Conseil de sécurité des Nations Unies
 The European Union should have its own seat on the United Nations Security Council

QA32.4 The European Union already has a Common Foreign and Security Policy and a European Security and Defence Policy. There is now a debate about how much further these should be developed. Do you tend to agree or tend to disagree with each of the following statements?

The European Union should have its own seat on the United Nations Security Council

	EU25		EU15		NMS		BE		CZ		DK		D-W		DE		D-E		EE	
	EB	EB	EB	EB	EB	EB	EB	EB	EB	EB	EB	EB	EB	EB	EB	EB	EB	EB	EB	EB
	63.4	62.0	63.4	63.4	63.4	62.0	63.4	62.0	63.4	62.0	63.4	62.0	63.4	62.0	63.4	62.0	63.4	62.0	63.4	62.0
Plutôt d'accord	69	-2	68	73	84	0	70	+5	52	+1	52	+1	71	-4	71	-3	69	-1	80	-3
Plutôt pas d'accord	17	+1	18	13	12	+1	17	-1	38	+3	38	+3	16	+1	18	+1	22	-1	7	0
NSP	14	+1	14	14	4	-1	13	-4	9	-5	9	-5	12	+2	12	+3	9	+3	13	+3

	EL		ES		FR		IE		IT		CY		LV		LT		LU	
	EB	EB	EB	EB	EB	EB	EB	EB	EB	EB	EB	EB	EB	EB	EB	EB	EB	EB
	63.4	62.0	63.4	62.0	63.4	62.0	63.4	62.0	63.4	62.0	63.4	62.0	63.4	62.0	63.4	62.0	63.4	62.0
Tend to agree	88	+2	66	-6	71	0	70	-2	71	0	93	+9	75	-5	78	-4	79	+5
Tend to disagree	6	-2	11	+2	19	+1	8	+2	11	-1	2	-3	10	+4	4	+1	13	-1
DK	6	-2	24	+5	10	-1	21	-1	18	+1	5	-6	14	+1	18	+3	7	-5

	HU		MT		NL		AT		PL		PT		SI		SK		FI	
	EB	EB	EB	EB	EB	EB	EB	EB	EB	EB	EB	EB	EB	EB	EB	EB	EB	EB
	63.4	62.0	63.4	62.0	63.4	62.0	63.4	62.0	63.4	62.0	63.4	62.0	63.4	62.0	63.4	62.0	63.4	62.0
Plutôt d'accord	69	-3	76	0	72	-4	65	-3	73	-1	69	0	74	+2	76	0	70	-3
Plutôt pas d'accord	15	+5	7	+1	23	+6	18	+4	12	-2	12	+5	15	+2	13	0	25	+1
NSP	15	-4	17	-1	5	-2	16	-2	15	+4	20	-4	11	-4	11	0	5	+1

	SE		UK		BG		HR		RO		TR		CY (tcc)	
	EB	EB	EB	EB	EB	EB	EB	EB	EB	EB	EB	EB	EB	EB
	63.4	62.0	63.4	62.0	63.4	62.0	63.4	62.0	63.4	62.0	63.4	62.0	63.4	62.0
Tend to agree	50	-3	59	-4	72	+4	72	-4	58	0	68	+3	62	-1
Tend to disagree	40	+3	26	+1	5	+1	11	0	10	-1	17	+2	18	-4
DK	10	0	15	+3	24	-3	17	+4	32	+1	15	-5	20	+6

QA32.5 Il existe déjà une Politique étrangère et de sécurité commune et une Politique européenne de sécurité et de défense dans l'Union européenne. Il y a aujourd'hui un débat sur la mesure dans laquelle ces politiques devraient être développées. Etes-vous plutôt d'accord ou plutôt pas d'accord avec chacune des propositions suivantes ?

La politique étrangère de l'Union européenne devrait être autonome de la politique étrangère américaine
 QA32.5 The European Union already has a Common Foreign and Security Policy and a European Security and Defence Policy. There is now a debate about how much further these should be developed. Do you tend to agree or tend to disagree with each of the following statements?

European Union foreign policy should be independent of United States foreign policy

	EU25		EU15		NMS		BE		CZ		DK		D-W		DE		D-E		EE	
	EB	EB	EB	EB	EB	EB	EB	EB	EB	EB	EB	EB	EB	EB	EB	EB	EB	EB	EB	EB
	63.4	62.0	63.4	63.4	63.4	62.0	63.4	62.0	63.4	62.0	63.4	62.0	63.4	62.0	63.4	62.0	63.4	62.0	63.4	62.0
Plutôt d'accord	82	0	82	84	86	-1	85	+5	84	+6	84	+6	86	-3	87	-3	94	0	87	0
Plutôt pas d'accord	10	+1	10	8	12	+2	11	0	11	-5	11	-5	8	+1	7	0	5	+1	6	-2
NSP	8	-1	9	8	2	-1	4	-5	4	-1	4	-1	6	+2	5	+1	1	0	8	+3

	EL		ES		FR		IE		IT		CY		LV		LT		LU	
	EB	EB	EB	EB	EB	EB	EB	EB	EB	EB	EB	EB	EB	EB	EB	EB	EB	EB
	63.4	62.0	63.4	62.0	63.4	62.0	63.4	62.0	63.4	62.0	63.4	62.0	63.4	62.0	63.4	62.0	63.4	62.0
Tend to agree	91	+1	76	-3	84	-1	77	0	78	+3	95	+8	82	+1	73	-2	81	+7
Tend to disagree	5	+1	6	-2	10	+2	5	+2	13	+1	1	-3	8	-1	10	0	13	-1
DK	4	-2	18	+5	6	-1	17	-4	10	-3	3	-6	10	0	16	+1	7	-5

	HU		MT		NL		AT		PL		PT		SI		SK		FI	
	EB	EB	EB	EB	EB	EB	EB	EB	EB	EB	EB	EB	EB	EB	EB	EB	EB	EB
	63.4	62.0	63.4	62.0	63.4	62.0	63.4	62.0	63.4	62.0	63.4	62.0	63.4	62.0	63.4	62.0	63.4	62.0
Plutôt d'accord	84	+4	80	+1	85	+3	82	+3	84	+1	72	+4	91	+6	86	+1	90	0
Plutôt pas d'accord	7	-3	6	0	12	+1	11	+4	8	-1	9	0	4	-2	8	0	8	0
NSP	9	-2	14	0	3	-4	7	-6	8	0	19	-4	5	-3	7	0	2	0

	SE		UK		BG		HR		RO		TR		CY (tcc)	
	EB	EB	EB	EB	EB	EB	EB	EB	EB	EB	EB	EB	EB	EB
	63.4	62.0	63.4	62.0	63.4	62.0	63.4	62.0	63.4	62.0	63.4	62.0	63.4	62.0
Tend to agree	90	+1	76	0	82	+7	83	-2	65	+2	77	+6	69	-4
Tend to disagree	5	0	14	-1	4	-1	6	+1	12	+1	11	-1	12	-3
DK	5	-1	10	0	15	-5	10	0	23	-3	12	-5	19	+8

QA32.6 Il existe déjà une Politique étrangère et de sécurité commune et une Politique européenne de sécurité et de défense dans l'Union européenne. Il y a aujourd'hui un débat sur la mesure dans laquelle ces politiques devraient être développées. Etes-vous plutôt d'accord ou plutôt pas d'accord avec chacune des propositions suivantes ?
L'Union européenne devrait travailler à garantir les Droits de l'Homme dans le monde, même si c'est contraire à la volonté de certains pays

QA32.6 The European Union already has a Common Foreign and Security Policy and a European Security and Defence Policy. There is now a debate about how much further these should be developed. Do you tend to agree or tend to disagree with each of the following statements?

The European Union should work to guarantee Human Rights around the world, even if this is contrary to the wishes of some other countries

	EU25		EU15		NMS		BE		CZ		DK		D-W		DE		D-E		EE	
	EB	EB	EB	EB	EB	EB	EB	EB	EB	EB	EB	EB	EB	EB	EB	EB	EB	EB	EB	EB
	63.4	62.0	63.4	63.4	63.4	62.0	63.4	62.0	63.4	62.0	63.4	62.0	63.4	62.0	63.4	62.0	63.4	62.0	63.4	62.0
Plutôt d'accord	81	+2	82	77	91	+4	66	+3	85	+5	80	-2	80	-2	81	-5	71	+4	71	+4
Plutôt pas d'accord	11	-1	11	14	8	-2	27	+5	11	-3	13	+1	13	+1	16	+5	19	-5	19	-5
NSP	8	0	8	8	1	-2	7	-8	4	-2	8	+2	7	+2	3	0	10	+1	10	+1

	EL		ES		FR		IE		IT		CY		LV		LT		LU	
	EB	EB	EB	EB	EB	EB	EB	EB	EB	EB	EB	EB	EB	EB	EB	EB	EB	EB
	63.4	62.0	63.4	62.0	63.4	62.0	63.4	62.0	63.4	62.0	63.4	62.0	63.4	62.0	63.4	62.0	63.4	62.0
Tend to agree	91	+3	81	0	88	+5	81	+4	81	+5	97	+10	77	+5	77	-4	87	+5
Tend to disagree	6	0	6	-2	8	-3	5	0	9	-3	1	-5	13	-3	10	+4	8	-1
DK	3	-3	14	+2	4	-2	14	-4	10	-2	1	-6	10	-2	14	+1	5	-3

	HU		MT		NL		AT		PL		PT		SI		SK		FI	
	EB	EB	EB	EB	EB	EB	EB	EB	EB	EB	EB	EB	EB	EB	EB	EB	EB	EB
	63.4	62.0	63.4	62.0	63.4	62.0	63.4	62.0	63.4	62.0	63.4	62.0	63.4	62.0	63.4	62.0	63.4	62.0
Plutôt d'accord	85	+6	79	-2	84	+3	84	+2	80	+3	79	0	82	+16	64	+1	82	+1
Plutôt pas d'accord	8	-2	8	+1	14	-1	10	-1	12	-2	6	0	13	-12	28	+3	17	0
NSP	8	-3	13	+1	2	-2	6	-1	8	-1	14	-1	5	-4	8	-4	2	0

	SE		UK		BG		HR		RO		TR		CY (tcc)	
	EB	EB	EB	EB	EB	EB	EB	EB	EB	EB	EB	EB	EB	EB
	63.4	62.0	63.4	62.0	63.4	62.0	63.4	62.0	63.4	62.0	63.4	62.0	63.4	62.0
Tend to agree	84	+1	76	+1	78	+6	80	-2	74	+3	82	+5	66	-19
Tend to disagree	11	-1	15	-1	7	+2	9	+1	7	-1	7	-1	17	+8
DK	4	-1	8	-1	15	-9	11	0	20	-1	11	-4	17	+10

QA32.7 Il existe déjà une Politique étrangère et de sécurité commune et une Politique européenne de sécurité et de défense dans l'Union européenne. Il y a aujourd'hui un débat sur la mesure dans laquelle ces politiques devraient être développées. Etes-vous plutôt d'accord ou plutôt pas d'accord avec chacune des propositions suivantes ?

Les Etats membres de l'Union européenne devraient avoir une politique d'immigration commune à l'égard des personnes venant de pays non membres de l'Union européenne
 QA32.7 The European Union already has a Common Foreign and Security Policy and a European Security and Defence Policy. There is now a debate about how much further these should be developed. Do you tend to agree or tend to disagree with each of the following statements?

The European Union should have a common immigration policy towards people from outside the European Union

	EU25		EU15		NMS		BE		CZ		DK		D-W		DE		D-E		EE			
	EB	EB	EB	EB	EB	EB	EB	EB	EB	EB	EB	EB	EB	EB	EB	EB	EB	EB	EB	EB		
Plutôt d'accord	63.4	62.0	63.4	63.4	62.0	63.4	62.0	63.4	62.0	63.4	62.0	63.4	62.0	63.4	62.0	63.4	62.0	63.4	62.0	63.4	62.0	
Plutôt pas d'accord	76	0	76	77	83	0	83	+11	71	+3	71	+3	80	-1	81	-1	84	-3	74	+8	74	+8
NSP	14	0	15	12	16	+3	11	-7	11	-7	25	-1	14	+1	14	+1	14	+3	17	-9	17	-9
	9	-1	9	11	2	-1	5	-5	5	-5	4	-2	6	0	5	0	2	0	9	+1	9	+1

	EL		ES		FR		IE		IT		CY		LV		LT		LU					
	EB	EB	EB	EB	EB	EB	EB	EB	EB	EB	EB	EB	EB	EB	EB	EB	EB	EB	EB			
Tend to agree	63.4	62.0	63.4	62.0	63.4	62.0	63.4	62.0	63.4	62.0	63.4	62.0	63.4	62.0	63.4	62.0	63.4	62.0	63.4	62.0	63.4	62.0
Tend to disagree	78	-4	71	-7	76	0	73	+4	76	+1	88	+14	78	+3	72	-5	76	0	76	0	76	0
DK	6	-1	18	+5	8	-2	17	-3	12	0	6	-11	11	-2	18	+3	6	-4	6	-4	6	-4

	HU		MT		NL		AT		PL		PT		SI		SK		FI					
	EB	EB	EB	EB	EB	EB	EB	EB	EB	EB	EB	EB	EB	EB	EB	EB	EB	EB	EB			
Plutôt d'accord	63.4	62.0	63.4	62.0	63.4	62.0	63.4	62.0	63.4	62.0	63.4	62.0	63.4	62.0	63.4	62.0	63.4	62.0	63.4	62.0	63.4	62.0
Plutôt pas d'accord	77	+1	68	+4	82	+3	73	+2	77	-1	66	+4	82	+7	73	-1	65	+1	65	+1	65	+1
NSP	14	+1	13	-2	16	-1	20	+2	11	0	13	0	12	0	17	0	31	-1	31	-1	31	-1
	9	-2	20	-1	2	-1	6	-5	12	+1	20	-5	6	-7	10	0	4	+1	4	+1	4	+1

	SE		UK		BG		HR		RO		TR		CY (tcc)	
	EB	EB	EB	EB	EB	EB	EB	EB	EB	EB	EB	EB	EB	EB
Tend to agree	63.4	62.0	63.4	62.0	63.4	62.0	63.4	62.0	63.4	62.0	63.4	62.0	63.4	62.0
Tend to disagree	68	+4	74	+2	73	+5	74	-4	68	+3	72	+6	62	-16
DK	24	-1	17	-2	6	0	10	+1	7	0	12	-4	16	+5
	8	-3	9	0	21	-6	16	+3	25	-3	16	-2	22	+11

QA32.8 Il existe déjà une Politique étrangère et de sécurité commune et une Politique européenne de sécurité et de défense dans l'Union européenne. Il y a aujourd'hui un débat sur la mesure dans laquelle ces politiques devraient être développées. Êtes-vous plutôt d'accord ou plutôt pas d'accord avec chacune des propositions suivantes ?

Les États membres de l'Union européenne devraient avoir une politique d'asile commune à l'égard des demandeurs d'asile
 QA32.8 The European Union already has a Common Foreign and Security Policy and a European Security and Defence Policy. There is now a debate about how much further these should be developed. Do you tend to agree or tend to disagree with each of the following statements?

The European Union should have a common asylum policy towards asylum seekers

	EU25		EU15		NMS		BE		CZ		DK		D-W		DE		D-E		EE	
	EB	EB	EB	EB	EB	EB	EB	EB	EB	EB	EB	EB	EB	EB	EB	EB	EB	EB	EB	EB
Plutôt d'accord	63,4	62,0	63,4	63,4	63,4	62,0	63,4	62,0	63,4	62,0	63,4	62,0	63,4	62,0	63,4	62,0	63,4	62,0	63,4	62,0
Plutôt pas d'accord	75	0	75	79	84	-1	84	+14	72	+4	72	+4	77	-5	78	-4	82	-2	76	+2
NSP	14	-1	15	11	15	+3	12	-8	25	-2	25	-2	15	+1	15	+1	14	0	14	-5
	10	0	10	11	2	-1	5	-5	3	-3	3	-3	7	+2	7	+3	4	+2	9	+2

	EL		ES		FR		IE		IT		CY		LV		LT		LU	
	EB	EB	EB	EB	EB	EB	EB	EB	EB	EB	EB	EB	EB	EB	EB	EB	EB	EB
Tend to agree	63,4	62,0	63,4	62,0	63,4	62,0	63,4	62,0	63,4	62,0	63,4	62,0	63,4	62,0	63,4	62,0	63,4	62,0
Tend to disagree	76	-5	68	-7	75	+2	72	+3	72	+1	86	+15	79	+4	76	-4	76	-4
DK	16	+5	10	0	17	-1	11	-2	13	+1	8	-4	11	-4	9	+1	18	+4
	8	0	22	+7	8	-1	17	-1	15	-1	6	-12	10	-1	14	+2	6	-4

	HU		MT		NL		AT		PL		PT		SI		SK		FI	
	EB	EB	EB	EB	EB	EB	EB	EB	EB	EB	EB	EB	EB	EB	EB	EB	EB	EB
Plutôt d'accord	63,4	62,0	63,4	62,0	63,4	62,0	63,4	62,0	63,4	62,0	63,4	62,0	63,4	62,0	63,4	62,0	63,4	62,0
Plutôt pas d'accord	80	0	67	+4	84	+2	69	-1	77	-1	64	+3	80	+5	75	+3	71	+2
NSP	11	+1	10	-5	15	-1	23	+2	10	-1	14	+2	12	0	15	-3	27	-1
	9	-1	22	+1	1	-2	8	-1	13	+2	22	-5	8	-4	10	0	3	+1

	SE		UK		BG		HR		RO		TR		CY (tcc)	
	EB	EB	EB	EB	EB	EB	EB	EB	EB	EB	EB	EB	EB	EB
Tend to agree	63,4	62,0	63,4	62,0	63,4	62,0	63,4	62,0	63,4	62,0	63,4	62,0	63,4	62,0
Tend to disagree	70	+6	76	+4	74	+4	72	-4	66	-1	72	+5	62	-14
DK	23	-3	15	-4	5	-2	10	0	8	+2	13	-2	19	+6
	7	-3	8	-1	22	-2	18	+4	26	-1	14	-5	19	+8

EUROBAROMETER 63

QA33a.1 A vos yeux, les Etats-Unis jouent-ils plutôt un rôle positif, plutôt un rôle négatif ou ni l'un ni l'autre en ce qui concerne ... ?

La paix dans le monde

QA33a.1 In your opinion, would you say that the United States tend to play a positive role, a negative role or neither a positive nor a negative role regarding...?

Peace in the world

	EU25		EU15		NMS		BE		CZ		DK		D-W		DE		D-E		EE	
	EB	EB	EB	EB	EB	EB	EB	EB	EB	EB	EB	EB	EB	EB	EB	EB	EB	EB	EB	EB
Positif	63,4	62,0	63,4	63,4	63,4	62,0	63,4	62,0	43	-4	29	+2	22	+3	21	+4	18	+8	30	+3
Négatif	55	-3	58	40	40	-8	64	0	36	+6	50	0	64	-2	66	-3	72	-6	42	-5
Ni l'un ni l'autre	16	+1	15	20	20	+7	19	+1	19	+1	18	0	12	-1	12	-1	9	-2	20	+2
NSP	4	-1	4	5	5	0	1	0	2	-2	3	-2	1	-1	1	-1	1	0	8	0

	EL		ES		FR		IE		IT		CY		LV		LT		LU	
	EB	EB	EB	EB	EB	EB	EB	EB	EB	EB	EB	EB	EB	EB	EB	EB	EB	EB
Positive	63,4	62,0	63,4	62,0	63,4	62,0	63,4	62,0	34	+4	6	+1	30	+3	49	+6	22	+4
Negative	6	+1	12	-5	15	+5	28	0	34	-4	6	+1	30	+3	49	+6	22	+4
Neither positive nor negative	85	-3	67	0	65	-9	52	-1	44	-4	83	-2	40	-2	23	-2	58	-11
DK	8	+2	10	+1	16	+4	13	-1	20	+4	9	0	21	-1	21	-3	17	+6
	1	0	10	+4	4	0	6	+1	3	-4	2	-2	10	+1	7	-2	3	+1

	HU		MT		NL		AT		PL		PT		SI		SK		FI	
	EB	EB	EB	EB	EB	EB	EB	EB	EB	EB	EB	EB	EB	EB	EB	EB	EB	EB
Positif	63,4	62,0	63,4	62,0	63,4	62,0	63,4	62,0	33	+3	21	+6	18	+5	34	+8	13	-3
Négatif	30	+11	40	+9	34	+3	18	+7	33	+3	21	+6	18	+5	34	+8	13	-3
Ni l'un ni l'autre	46	-7	30	-9	46	-4	62	-6	39	-1	56	-7	70	0	42	-5	69	+2
NSP	19	-2	23	+3	18	+2	16	0	21	0	13	-2	11	-2	21	-2	16	+2
	5	-1	7	-3	1	-2	3	-1	6	-3	10	+3	1	-3	4	0	2	0

	SE		UK		BG		HR		RO		TR		CY (tcc)	
	EB	EB	EB	EB	EB	EB	EB	EB	EB	EB	EB	EB	EB	EB
Positive	63,4	62,0	63,4	62,0	63,4	62,0	63,4	62,0	63,4	62,0	63,4	62,0	63,4	62,0
Negative	23	+4	29	-3	24	0	14	+1	57	+4	14	+1	17	+1
Neither positive nor negative	57	-1	47	+3	45	+4	64	+2	22	-3	77	+6	66	-6
DK	17	-3	18	-1	19	-2	18	-1	13	-1	5	-4	10	+2
	4	+1	6	+1	11	-3	4	-2	7	-2	3	-4	7	+4

EUROBAROMETER 63

QA33a.2 A vos yeux, les Etats-Unis jouent-ils plutôt un rôle positif, plutôt un rôle négatif ou ni l'un ni l'autre en ce qui concerne ... ?

La lutte contre le terrorisme

QA33a.2 In your opinion, would you say that the United States tend to play a positive role, a negative role or neither a positive nor a negative role regarding...?

The fight against terrorism

	EU25		EU15		NMS		BE		CZ		DK		D-W		DE		D-E		EE		
	EB	EB	EB	EB	EB	EB	EB	EB	EB	EB	EB	EB	EB	EB	EB	EB	EB	EB	EB	EB	
Positif	63,4	62,0	63,4	63,4	62,0	63,4	62,0	66	-1	48	+2	39	+3	38	+2	63,4	62,0	63,4	62,0	63,4	62,0
Négatif	43	+4	40	57	+8	39	+1	48	-1	48	+2	36	+2	38	+2	63,4	62,0	63,4	62,0	48	-1
Ni l'un ni l'autre	38	-4	41	23	-4	45	-10	19	+2	34	+1	43	-2	44	-1	49	+4	49	+4	27	-1
NSP	14	0	14	15	+2	12	0	14	0	14	0	15	0	15	0	14	-4	14	-4	16	+1
	5	0	5	5	0	2	0	3	-1	4	-2	3	-1	2	-2	1	-2	1	-2	9	+1

	EL		ES		FR		IE		IT		CY		LV		LT		LU	
	EB	EB	EB	EB	EB	EB	EB	EB	EB	EB	EB	EB	EB	EB	EB	EB	EB	EB
Positive	63,4	62,0	63,4	62,0	63,4	62,0	63,4	62,0	63,4	62,0	63,4	62,0	63,4	62,0	63,4	62,0	63,4	62,0
Negative	13	+3	21	-2	41	+14	34	-4	43	+6	15	+5	48	+4	62	+1	37	+4
Neither positive nor negative	73	-7	58	0	39	-16	47	+3	35	-7	73	-3	27	-3	15	-1	43	-7
DK	12	+3	10	-3	15	+2	13	+1	19	+4	10	0	15	-3	16	+2	16	+3
	2	+1	11	+5	5	0	6	0	3	-3	2	-2	9	0	8	0	4	-1

	HU		MT		NL		AT		PL		PT		SI		SK		FI	
	EB	EB	EB	EB	EB	EB	EB	EB	EB	EB	EB	EB	EB	EB	EB	EB	EB	EB
Positif	63,4	62,0	63,4	62,0	63,4	62,0	63,4	62,0	63,4	62,0	63,4	62,0	63,4	62,0	63,4	62,0	63,4	62,0
Négatif	55	+9	54	+11	57	+6	33	+2	58	+3	29	+7	26	+4	53	+10	36	-7
Ni l'un ni l'autre	27	-6	22	-11	29	-4	45	0	20	-4	49	-7	59	-2	29	-4	49	+7
NSP	12	-3	16	+1	13	-1	18	0	16	+1	13	-2	13	0	15	-5	13	+1
	5	-2	8	-1	2	0	4	-2	6	0	10	+3	2	-3	4	0	2	-1

	SE		UK		BG		HR		RO		TR		CY (tcc)	
	EB	EB	EB	EB	EB	EB	EB	EB	EB	EB	EB	EB	EB	EB
Positive	63,4	62,0	63,4	62,0	63,4	62,0	63,4	62,0	63,4	62,0	63,4	62,0	63,4	62,0
Negative	45	+4	54	-1	42	0	25	-3	74	+8	16	+4	20	+3
Neither positive nor negative	37	-1	28	+1	28	+4	52	+4	10	-6	74	+2	61	-11
DK	13	-3	12	-1	17	-2	19	+2	10	0	6	-2	12	+3
	5	+1	6	+2	12	-3	5	-2	7	-1	4	-3	7	+4

EUROBAROMETER 63

QA33a.3 A vos yeux, les Etats-Unis jouent-ils plutôt un rôle positif, plutôt un rôle négatif ou ni l'un ni l'autre en ce qui concerne ... ?

La croissance de l'économie mondiale

QA33a.3 In your opinion, would you say that the United States tend to play a positive role, a negative role or neither a positive nor a negative role regarding...?

Growth of the world economy

	EU25		EU15		NMS		BE		CZ		DK		D-W		DE		D-E		EE		
	EB	EB	EB	EB	EB	EB	EB	EB	EB	EB	EB	EB	EB	EB	EB	EB	EB	EB	EB	EB	
Positif	63,4	62,0	63,4	63,4	62,0	63,4	62,0	63,4	62,0	63,4	62,0	63,4	62,0	63,4	62,0	63,4	62,0	63,4	62,0	63,4	62,0
Négatif	38	+3	35	52	0	32	0	55	+5	47	-2	40	+9	45	+8	56	+3	41	+9	45	+8
Ni l'un ni l'autre	35	-3	39	16	+1	47	+1	17	-3	24	+3	35	-4	33	-4	12	-1	35	-4	33	-4
NSP	19	0	18	22	+1	19	+1	22	+1	22	0	20	-4	19	-1	18	0	19	-1	18	0
	9	+1	9	9	-2	2	-2	5	-2	12	-1	6	0	3	-3	14	-2	5	-1	3	-3

	EL		ES		FR		IE		IT		CY		LV		LT		LU	
	EB	EB	EB	EB	EB	EB	EB	EB	EB	EB	EB	EB	EB	EB	EB	EB	EB	EB
Positive	63,4	62,0	63,4	62,0	63,4	62,0	63,4	62,0	63,4	62,0	63,4	62,0	63,4	62,0	63,4	62,0	63,4	62,0
Négative	14	+2	26	0	30	+6	49	-3	39	+3	12	-8	46	+7	55	+1	35	-2
Neither positive nor negative	67	-7	47	-7	48	-6	25	+1	31	+8	71	+8	16	-3	10	-1	36	-2
DK	16	+4	11	0	13	0	17	+3	23	+7	11	+1	24	0	23	+3	18	+3
	4	+1	16	+8	9	+1	9	-1	6	-2	7	-1	14	-5	12	-3	10	0

	HU		MT		NL		AT		PL		PT		SI		SK		FI	
	EB	EB	EB	EB	EB	EB	EB	EB	EB	EB	EB	EB	EB	EB	EB	EB	EB	EB
Positif	63,4	62,0	63,4	62,0	63,4	62,0	63,4	62,0	63,4	62,0	63,4	62,0	63,4	62,0	63,4	62,0	63,4	62,0
Négatif	53	+10	46	+4	31	-1	40	+1	54	+2	40	+11	35	+12	50	+8	40	-8
Ni l'un ni l'autre	21	-4	16	-9	39	+5	33	0	12	-1	30	-14	37	-11	22	-5	33	+4
NSP	18	-4	22	+7	24	-2	20	+2	24	+1	16	+2	22	+2	22	-3	22	+3
	8	-1	16	-3	6	-1	7	-3	11	-1	14	+3	4	-3	6	0	5	+1

	SE		UK		BG		HR		RO		TR		CY (tcc)	
	EB	EB	EB	EB	EB	EB	EB	EB	EB	EB	EB	EB	EB	EB
Positive	63,4	62,0	63,4	62,0	63,4	62,0	63,4	62,0	63,4	62,0	63,4	62,0	63,4	62,0
Négative	43	+3	34	-6	46	+9	36	+7	57	+5	22	+3	27	-1
Neither positive nor negative	26	-2	36	+7	16	-4	36	-5	11	-4	59	-6	53	-4
DK	17	-5	18	-3	17	-4	20	+2	21	+4	12	+3	11	+1
	14	+4	12	+2	21	-1	8	-4	12	-4	7	0	8	+2

EUROBAROMETER 63

QA33a.4 A vos yeux, les Etats-Unis jouent-ils plutôt un rôle positif, plutôt un rôle négatif ou ni l'un ni l'autre en ce qui concerne ... ?

La lutte contre la pauvreté dans le monde

QA33a.4 In your opinion, would you say that the United States tend to play a positive role, a negative role or neither a positive nor a negative role regarding...?

The fight against poverty in the world

	EU25		EU15		NMS		BE		CZ		DK		D-W		DE		D-E		EE	
	EB	63.4	EB	63.4	EB	63.4	EB	63.4	EB	63.4	EB	63.4	EB	63.4	EB	63.4	EB	63.4	EB	63.4
Positif	20	+2	18	+3	33	-2	12	+2	40	+4	16	+1	16	+4	14	+3	9	+2	40	+6
Négatif	52	-2	57	-7	27	0	68	+2	30	+2	56	+2	60	+1	62	0	68	-5	18	-2
Ni l'un ni l'autre	21	0	19	+3	31	+3	26	-4	19	-1	22	-1	19	-5	19	-3	20	+4	30	0
NSP	7	0	6	+1	9	-1	2	-2	4	-2	6	-3	5	0	4	-1	3	-1	13	-3

	EL		ES		FR		IE		IT		CY		LV		LT		LU	
	EB	63.4	EB	63.4	EB	63.4	EB	63.4	EB	63.4	EB	63.4	EB	63.4	EB	63.4	EB	63.4
Positive	4	-1	12	-3	11	+3	28	0	29	+4	8	-2	34	+6	51	+3	17	-2
Negative	76	-7	65	-2	70	-1	43	+2	42	-7	77	+5	22	-2	9	-2	56	+2
Neither positive nor negative	16	+6	11	+1	13	-1	20	-1	24	+4	11	0	32	-1	27	+1	20	+1
DK	3	+1	12	+4	6	-1	9	-1	6	-1	4	-3	12	-3	13	-2	7	-1

	HU		MT		NL		AT		PL		PT		SI		SK		FI	
	EB	63.4	EB	63.4	EB	63.4	EB	63.4	EB	63.4	EB	63.4	EB	63.4	EB	63.4	EB	63.4
Positif	27	+5	43	+4	17	+1	17	+7	33	+1	24	+7	21	+9	32	+7	12	-3
Négatif	31	-6	23	-7	56	0	54	-3	25	+1	46	-8	54	-8	32	-6	63	+3
Ni l'un ni l'autre	34	+3	23	+5	25	+2	25	-1	32	0	18	-1	22	+1	30	-1	21	0
NSP	8	-2	11	-2	2	-3	5	-1	10	-2	12	+3	3	-3	6	0	4	0

	SE		UK		BG		HR		RO		TR		CY (tcc)	
	EB	63.4	EB	63.4	EB	63.4	EB	63.4	EB	63.4	EB	63.4	EB	63.4
Positive	11	+3	27	0	25	+3	20	+4	52	+3	16	+1	20	+2
Negative	59	+2	45	+2	28	+1	50	-6	13	-3	66	-4	55	-8
Neither positive nor negative	24	-4	21	0	27	-3	25	+4	24	+2	11	+3	15	+4
DK	7	0	8	-1	20	0	6	-1	11	-2	6	-1	11	+3

EUROBAROMETER 63

QA33a.5 A vos yeux, les Etats-Unis jouent-ils plutôt un rôle positif, plutôt un rôle négatif ou ni l'un ni l'autre en ce qui concerne ... ?

La protection de l'environnement

QA33a.5 In your opinion, would you say that the United States tend to play a positive role, a negative role or neither a positive nor a negative role regarding...?

Protection of the environment

	EU25		EU15		NMS		BE		CZ		DK		D-W		DE		D-E		EE		
	EB	EB	EB	EB	EB	EB	EB	EB	EB	EB	EB	EB	EB	EB	EB	EB	EB	EB	EB	EB	
Positif	63,4	62,0	63,4	63,4	62,0	63,4	62,0	63,4	62,0	63,4	62,0	63,4	62,0	63,4	62,0	63,4	62,0	63,4	62,0	63,4	62,0
Négatif	18	+1	14	36	-1	33	-3	6	-1	10	+1	9	+1	7	+1	32	-3	7	+1	32	-3
Ni l'un ni l'autre	59	0	65	30	+4	40	+7	75	+2	73	+1	75	+2	81	+2	28	+2	81	+2	28	+2
NSP	15	0	13	24	-2	22	-2	12	0	13	-1	12	-1	10	-1	24	+3	10	-1	24	+3
	8	0	8	10	-1	5	-2	8	+1	4	-1	4	-1	2	-2	16	-2	2	-2	16	-2

	EL		ES		FR		IE		IT		CY		LV		LT		LU			
	EB	EB	EB	EB	EB	EB	EB	EB	EB	EB	EB	EB	EB	EB	EB	EB	EB	EB		
Positive	63,4	62,0	63,4	62,0	63,4	62,0	63,4	62,0	63,4	62,0	63,4	62,0	63,4	62,0	63,4	62,0	63,4	62,0	63,4	62,0
Negative	8	-1	12	-3	9	+1	19	-4	29	+3	9	-1	32	+3	50	0	10	-3	50	0
Neither positive nor negative	73	-4	62	-2	77	-1	51	+4	40	-5	76	+6	25	-2	12	+2	72	+5	12	+2
DK	16	+6	10	-1	8	0	18	+3	22	+4	10	-2	28	0	23	0	13	0	23	0
	3	-1	15	+5	6	0	12	-2	10	0	5	-3	15	-2	15	-2	6	-1	15	-2

	HU		MT		NL		AT		PL		PT		SI		SK		FI			
	EB	EB	EB	EB	EB	EB	EB	EB	EB	EB	EB	EB	EB	EB	EB	EB	EB	EB		
Positif	63,4	62,0	63,4	62,0	63,4	62,0	63,4	62,0	63,4	62,0	63,4	62,0	63,4	62,0	63,4	62,0	63,4	62,0	63,4	62,0
Négatif	39	+8	41	+1	8	-3	13	+6	38	+4	19	+4	18	+7	31	+5	11	-4	31	+5
Ni l'un ni l'autre	32	0	27	-4	74	+8	66	-5	25	0	52	-5	62	-4	36	-1	70	+3	36	-1
NSP	21	-4	20	+10	15	-2	16	+2	25	+1	16	0	17	+1	26	-3	14	+1	26	-3
	9	-3	11	-8	3	-3	5	-3	12	-6	13	+1	3	-5	6	-2	4	-1	6	-2

	SE		UK		BG		HR		RO		TR		CY (tcc)	
	EB	EB	EB	EB	EB	EB	EB	EB	EB	EB	EB	EB	EB	EB
Positive	63,4	62,0	63,4	62,0	63,4	62,0	63,4	62,0	63,4	62,0	63,4	62,0	63,4	62,0
Negative	7	+1	14	-3	33	+7	19	0	56	+7	24	+3	21	-4
Neither positive nor negative	69	+3	66	+6	22	+1	54	0	14	0	58	-4	53	-2
DK	16	-4	12	-3	23	0	19	+3	19	-1	11	+2	13	+2
	8	-1	8	0	23	-7	8	-2	12	-4	6	-2	12	+3

EUROBAROMETER 63

QA33b.1 Et à vos yeux, l'Union européenne joue-t-elle plutôt un rôle positif, plutôt un rôle négatif ou ni l'un ni l'autre en ce qui concerne ... ?

La paix dans le monde

QA33b.1 And in your opinion, does the European Union tend to play a positive role, a negative role or neither positive nor negative role regarding...?

Peace in the world

	EU25		EU25		EU15		NMS		BE		CZ		DK		D-W		DE		D-E		EE	
	EB	EB	EB	EB	EB	EB	EB	EB	EB	EB	EB	EB	EB	EB	EB	EB	EB	EB	EB	EB	EB	EB
Positif	63.4	62.0	63.4	62.0	63.4	62.0	63.4	62.0	63.4	62.0	63.4	62.0	63.4	62.0	63.4	62.0	63.4	62.0	63.4	62.0	63.4	62.0
Négatif	9	-2	62	69	5	8	6	-8	3	0	8	-6	59	+4	72	+3	74	+3	81	0	76	+5
Ni l'un ni l'autre	22	0	10	5	22	20	19	0	14	-1	29	+4	8	-1	6	-1	5	-1	3	+1	3	-1
NSP	6	0	6	5	6	5	1	-1	3	0	5	-1	5	0	3	0	3	+1	2	-2	14	-3

	EL		ES		FR		IE		IT		CY		LV		LT		LU	
	EB	EB	EB	EB	EB	EB	EB	EB	EB	EB	EB	EB	EB	EB	EB	EB	EB	EB
Positive	63.4	62.0	63.4	62.0	63.4	62.0	63.4	62.0	63.4	62.0	63.4	62.0	63.4	62.0	63.4	62.0	63.4	62.0
Negative	61	+1	57	-7	67	+1	70	-4	54	+9	74	+4	70	+5	78	-2	66	-4
Neither positive nor negative	11	0	11	0	8	+1	7	+2	18	-8	6	+2	5	0	3	+1	6	-1
DK	27	0	21	+1	19	-2	18	+3	24	+1	18	-2	18	-3	13	+1	26	+7
	1	-1	11	+5	5	-1	5	-1	4	-2	2	-4	7	-2	6	0	2	-2

	HU		MT		NL		AT		PL		PT		SI		SK		FI	
	EB	EB	EB	EB	EB	EB	EB	EB	EB	EB	EB	EB	EB	EB	EB	EB	EB	EB
Positif	63.4	62.0	63.4	62.0	63.4	62.0	63.4	62.0	63.4	62.0	63.4	62.0	63.4	62.0	63.4	62.0	63.4	62.0
Négatif	72	+5	80	+3	69	+6	51	-1	63	+6	64	+13	73	+5	79	+2	72	+1
Ni l'un ni l'autre	4	-2	2	-2	7	-6	11	+1	7	-5	10	-6	4	0	4	+1	4	0
NSP	20	0	12	-1	21	0	34	-2	24	+2	17	-8	21	-3	15	-1	22	-1
	4	-3	6	0	3	0	4	+2	6	-2	9	+2	2	-2	3	-1	2	0

	SE		UK		BG		HR		RO		TR		CY (tcc)	
	EB	EB	EB	EB	EB	EB	EB	EB	EB	EB	EB	EB	EB	EB
Positive	63.4	62.0	63.4	62.0	63.4	62.0	63.4	62.0	63.4	62.0	63.4	62.0	63.4	62.0
Negative	56	+3	52	0	74	+6	56	-5	81	-1	55	0	58	0
Neither positive nor negative	5	0	13	+1	2	-3	8	+2	3	+1	25	+1	21	+1
DK	34	-3	25	0	15	+2	30	+3	9	+1	13	-1	14	-4
	5	0	11	0	9	-4	5	-1	7	0	6	-1	7	+3

EUROBAROMETER 63

QA33b.2 Et à vos yeux, l'Union européenne joue-t-elle plutôt un rôle positif, plutôt un rôle négatif ou ni l'un ni l'autre en ce qui concerne ... ?
 La lutte contre le terrorisme
 QA33b.2 And in your opinion, does the European Union tend to play a positive role, a negative role or neither positive nor negative role regarding...?
 The fight against terrorism

	EU25		EU25		EU15		NMS		BE		CZ		DK		D-W		DE		D-E		EE		
	EB	EB	EB	EB	EB	EB	EB	EB	EB	EB	EB	EB	EB	EB	EB	EB	EB	EB	EB	EB	EB	EB	
Positif	63,4	62,0	63,4	62,0	63,4	62,0	63,4	62,0	63,4	62,0	63,4	62,0	63,4	62,0	63,4	62,0	63,4	62,0	63,4	62,0	63,4	62,0	
Négatif	60	+1	58	69	5	9	-3	4	-1	7	-2	9	0	8	0	29	+2	29	+2	3	-2	3	0
Ni l'un ni l'autre	10	-1	11	5	24	21	24	0	14	0	29	+4	6	-1	3	-2	3	-2	29	+1	16	-1	
NSP	6	-1	6	6	2	2	-1	3	0	6	-1	3	0	6	-1	3	0	3	0	8	-1	8	-1

	EL		ES		FR		IE		IT		CY		LV		LT		LU	
	EB	EB	EB	EB	EB	EB	EB	EB	EB	EB	EB	EB	EB	EB	EB	EB	EB	EB
Positive	63,4	62,0	63,4	62,0	63,4	62,0	63,4	62,0	63,4	62,0	63,4	62,0	63,4	62,0	63,4	62,0	63,4	62,0
Negative	58	+1	61	-7	64	+1	61	-4	55	+8	64	+3	64	+2	71	-5	55	-5
Neither positive nor negative	11	0	10	0	10	+1	9	0	16	-7	7	+1	5	-2	3	+1	10	-1
DK	30	+2	19	+2	19	-1	24	+5	24	+1	25	-2	22	+1	18	+4	29	+5
	2	-2	10	+5	7	-1	6	-1	5	-1	4	-2	9	-1	8	+1	6	+2

	HU		MT		NL		AT		PL		PT		SI		SK		FI	
	EB	EB	EB	EB	EB	EB	EB	EB	EB	EB	EB	EB	EB	EB	EB	EB	EB	EB
Positif	63,4	62,0	63,4	62,0	63,4	62,0	63,4	62,0	63,4	62,0	63,4	62,0	63,4	62,0	63,4	62,0	63,4	62,0
Négatif	68	+6	77	+4	70	+4	46	-3	65	+3	61	+14	67	+5	73	-1	68	0
Ni l'un ni l'autre	6	-1	4	-2	7	-2	11	0	5	-2	10	-8	5	-2	4	0	7	+2
NSP	20	-3	12	-1	21	0	39	+4	23	+1	19	-7	25	-1	18	0	23	-2
	6	-2	7	-2	2	-2	5	-1	7	-2	10	+1	2	-3	4	0	2	0

	SE		UK		BG		HR		RO		TR		CY (tcc)	
	EB	EB	EB	EB	EB	EB	EB	EB	EB	EB	EB	EB	EB	EB
Positive	63,4	62,0	63,4	62,0	63,4	62,0	63,4	62,0	63,4	62,0	63,4	62,0	63,4	62,0
Negative	50	-1	48	-4	72	+3	54	-6	80	0	46	-1	48	-3
Neither positive nor negative	7	+2	15	+2	3	-2	9	+1	2	0	32	+2	26	+2
DK	34	-2	24	0	15	+2	32	+6	10	0	15	0	18	-2
	9	0	13	+2	10	-4	5	-1	8	0	7	-1	9	+3

EUROBAROMETER 63

QA33b.3 Et à vos yeux, l'Union européenne joue-t-elle plutôt un rôle positif, plutôt un rôle négatif ou ni l'un ni l'autre en ce qui concerne ... ?
 La croissance de l'économie mondiale
 QA33b.3 And in your opinion, does the European Union tend to play a positive role, a negative role or neither positive nor negative role regarding...?
 The growth of the world economy

	EU25		EU25		EU15		NMS		BE		CZ		DK		D-W		DE		D-E		EE	
	EB	EB	EB	EB	EB	EB	EB	EB	EB	EB	EB	EB	EB	EB	EB	EB	EB	EB	EB	EB	EB	EB
Positif	63,4	62,0	63,4	62,0	63,4	62,0	63,4	62,0	63,4	62,0	63,4	62,0	63,4	62,0	63,4	62,0	63,4	62,0	63,4	62,0	63,4	62,0
Négatif	50	+1	47	65	59	0	70	+6	55	-2	46	+6	45	+4	42	-5	42	-5	42	-5	75	+3
Ni l'un ni l'autre	14	-1	15	6	13	+1	5	-3	8	+1	16	-5	16	-4	15	+1	16	-4	15	+1	3	-1
NSP	27	0	28	21	26	+1	21	+1	25	+4	31	-3	32	-2	39	+4	32	-2	39	+4	13	0
	10	+1	10	8	2	-2	4	-2	12	-3	8	+2	7	+1	4	-1	7	+1	4	-1	9	-3

	EL		ES		FR		IE		IT		CY		LV		LT		LU	
	EB	EB	EB	EB	EB	EB	EB	EB	EB	EB	EB	EB	EB	EB	EB	EB	EB	EB
Positive	63,4	62,0	63,4	62,0	63,4	62,0	63,4	62,0	63,4	62,0	63,4	62,0	63,4	62,0	63,4	62,0	63,4	62,0
Negative	46	-6	51	-7	41	-3	64	-8	46	+5	65	+9	61	+4	72	-2	60	-2
Neither positive nor negative	14	+1	13	+1	21	+4	8	+1	16	-10	10	-2	6	0	3	+1	11	0
DK	36	+4	21	0	27	-1	18	+5	30	+5	18	-2	22	-2	15	+2	21	+2
	3	-1	16	+7	11	0	10	+2	8	0	7	-4	11	-3	10	-1	8	0

	HU		MT		NL		AT		PL		PT		SI		SK		FI	
	EB	EB	EB	EB	EB	EB	EB	EB	EB	EB	EB	EB	EB	EB	EB	EB	EB	EB
Positif	63,4	62,0	63,4	62,0	63,4	62,0	63,4	62,0	63,4	62,0	63,4	62,0	63,4	62,0	63,4	62,0	63,4	62,0
Négatif	63	+2	67	0	54	0	44	-3	63	+1	58	+10	68	+5	70	+1	62	-3
Ni l'un ni l'autre	7	+1	6	0	11	+1	12	-1	6	0	10	-7	4	-3	5	+1	9	+2
NSP	24	+1	16	+3	30	+1	37	+5	21	0	19	-6	24	+1	21	0	25	+2
	6	-3	12	-1	5	-2	7	0	10	-2	13	+3	4	-3	4	-1	4	-1

	SE		UK		BG		HR		RO		TR		CY (tcc)	
	EB	EB	EB	EB	EB	EB	EB	EB	EB	EB	EB	EB	EB	EB
Positive	63,4	62,0	63,4	62,0	63,4	62,0	63,4	62,0	63,4	62,0	63,4	62,0	63,4	62,0
Negative	40	-1	41	-2	64	+7	49	-6	71	+1	60	+1	62	-1
Neither positive nor negative	14	+3	16	+3	3	-3	9	-1	4	+1	22	+3	14	-6
DK	32	-3	27	-1	16	+2	34	+8	15	+2	11	-2	16	+4
	14	+1	15	-1	18	-5	7	-2	11	-3	7	-2	8	+3

QA33b.4 Et à vos yeux, l'Union européenne joue-t-elle plutôt un rôle positif, plutôt un rôle négatif ou ni l'un ni l'autre en ce qui concerne ... ?

La lutte contre la pauvreté dans le monde

QA33b.4 And in your opinion, does the European Union tend to play a positive role, a negative role or neither positive nor negative role regarding...?

The fight against poverty in the world

	EU25		EU25		EU15		NMS		BE		CZ		DK		D-W		DE		D-E		EE	
	EB	EB	EB	EB	EB	EB	EB	EB	EB	EB	EB	EB	EB	EB	EB	EB	EB	EB	EB	EB	EB	EB
Positif	63.4	62.0	63.4	63.4	63.4	62.0	63.4	62.0	63.4	62.0	63.4	62.0	63.4	62.0	63.4	62.0	63.4	62.0	63.4	62.0	63.4	62.0
Négatif	49	+4	48	+2	53	+3	59	+8	60	+3	60	+3	52	+8	55	+9	54	+7	48	-2	65	+4
Ni l'un ni l'autre	16	-1	17	-1	11	-1	15	-1	9	0	15	-3	15	-3	13	-4	13	-2	13	+4	6	+2
NSP	27	-2	27	+1	28	+1	25	+1	26	-2	27	0	27	0	5	-1	29	-3	36	-2	20	-3
	8	-1	8	8	8	-1	1	-2	5	0	7	-3	7	-3	5	-1	5	-1	3	0	9	-3

	EL		ES		FR		IE		IT		CY		LV		LT		LU	
	EB	EB	EB	EB	EB	EB	EB	EB	EB	EB	EB	EB	EB	EB	EB	EB	EB	EB
Positive	63.4	62.0	63.4	62.0	63.4	62.0	63.4	62.0	63.4	62.0	63.4	62.0	63.4	62.0	63.4	62.0	63.4	62.0
Négative	38	-3	44	-4	45	+4	58	-4	47	+11	64	+11	53	+3	67	-2	66	+5
Neither positive nor negative	17	+1	19	+1	25	+4	13	+5	17	-12	11	0	7	-1	3	0	13	-1
DK	41	+2	24	-1	23	-6	21	0	28	+2	20	-7	30	+1	21	+3	18	-1
	3	0	13	+5	8	-1	8	-1	8	0	5	-4	10	-3	9	-1	3	-3

	HU		MT		NL		AT		PL		PT		SI		SK		FI	
	EB	EB	EB	EB	EB	EB	EB	EB	EB	EB	EB	EB	EB	EB	EB	EB	EB	EB
Positif	63.4	62.0	63.4	62.0	63.4	62.0	63.4	62.0	63.4	62.0	63.4	62.0	63.4	62.0	63.4	62.0	63.4	62.0
Négatif	51	+2	70	-2	49	+1	43	+4	49	-1	50	+7	60	+9	60	+4	51	-2
Ni l'un ni l'autre	10	+1	5	0	19	+4	14	-2	13	+5	19	-3	8	-1	9	+2	12	-1
NSP	32	-1	16	+2	30	0	38	-3	29	-1	21	-6	28	-4	27	-5	32	+1
	6	-4	9	+1	3	-4	6	+1	10	-3	10	+2	4	-3	4	-1	4	0

	SE		UK		BG		HR		RO		TR		CY (tcc)	
	EB	EB	EB	EB	EB	EB	EB	EB	EB	EB	EB	EB	EB	EB
Positive	63.4	62.0	63.4	62.0	63.4	62.0	63.4	62.0	63.4	62.0	63.4	62.0	63.4	62.0
Négative	37	+8	46	-1	58	+9	41	-2	69	+1	51	0	50	-5
Neither positive nor negative	20	+4	16	+2	5	-3	14	-2	4	0	26	0	15	-7
DK	35	-8	24	0	22	-1	38	+5	16	-1	15	+1	23	+6
	9	-2	14	0	15	-5	7	-1	11	0	8	-2	12	+6

EUROBAROMETER 63

QA33b.5 Et à vos yeux, l'Union européenne joue-t-elle plutôt un rôle positif, plutôt un rôle négatif ou ni l'un ni l'autre en ce qui concerne ... ?

La protection de l'environnement

QA33b.5 And in your opinion, does the European Union tend to play a positive role, a negative role or neither positive nor negative role regarding...?

The protection of the environment

	EU25		EU15		NMS		BE		CZ		DK		D-W		DE		D-E		EE	
	EB	EB	EB	EB	EB	EB	EB	EB	EB	EB	EB	EB	EB	EB	EB	EB	EB	EB	EB	EB
Positif	63.4	62.0	63.4	63.4	63.4	62.0	63.4	62.0	63.4	62.0	63.4	62.0	63.4	62.0	63.4	62.0	63.4	62.0	63.4	62.0
Négatif	62	+4	59	76	76	+4	81	+4	81	+6	58	+5	71	+6	72	+6	77	+6	83	+5
Ni l'un ni l'autre	12	-1	14	5	9	-2	3	-2	3	-2	17	-7	9	-2	8	-2	5	0	2	0
NSP	18	-2	19	14	18	0	13	-4	13	-4	20	+3	16	-2	16	-3	15	-6	8	-2
	8	0	8	5	1	-2	2	-2	2	-2	5	-2	4	-1	4	-1	4	+1	6	-4

	EL		ES		FR		IE		IT		CY		LV		LT		LU	
	EB	EB	EB	EB	EB	EB	EB	EB	EB	EB	EB	EB	EB	EB	EB	EB	EB	EB
Positive	63.4	62.0	63.4	62.0	63.4	62.0	63.4	62.0	63.4	62.0	63.4	62.0	63.4	62.0	63.4	62.0	63.4	62.0
Negative	60	+1	47	-8	60	+2	65	-3	55	+13	80	+4	68	+6	69	-3	67	+2
Neither positive nor negative	10	-1	17	+1	16	+1	11	+3	15	-11	3	-1	6	-1	3	+1	11	-1
DK	27	+2	21	+1	18	-1	16	+1	22	-2	13	-1	17	-2	17	+4	17	-1
	3	-2	15	+5	6	-2	7	-2	8	0	3	-4	9	-3	11	-2	4	-1

	HU		MT		NL		AT		PL		PT		SI		SK		FI	
	EB	EB	EB	EB	EB	EB	EB	EB	EB	EB	EB	EB	EB	EB	EB	EB	EB	EB
Positif	63.4	62.0	63.4	62.0	63.4	62.0	63.4	62.0	63.4	62.0	63.4	62.0	63.4	62.0	63.4	62.0	63.4	62.0
Négatif	77	+7	89	+3	60	+4	47	+8	75	+4	52	+7	79	+10	72	+5	74	-2
Ni l'un ni l'autre	5	+1	1	-2	16	0	18	+2	6	+1	16	-4	4	-3	6	+1	9	+2
NSP	13	-3	7	+1	22	0	30	-6	13	-2	19	-5	14	-4	19	-4	15	+1
	5	-4	3	-3	2	-4	5	-3	6	-3	12	+1	3	-4	3	-2	2	-1

	SE		UK		BG		HR		RO		TR		CY (tcc)	
	EB	EB	EB	EB	EB	EB	EB	EB	EB	EB	EB	EB	EB	EB
Positive	63.4	62.0	63.4	62.0	63.4	62.0	63.4	62.0	63.4	62.0	63.4	62.0	63.4	62.0
Negative	57	+3	54	+2	65	+6	55	-4	77	+5	60	+1	52	-5
Neither positive nor negative	15	0	15	+3	3	-3	9	-1	3	0	19	-1	13	-5
DK	21	-3	18	-3	17	+3	29	+7	11	-1	13	+2	22	+5
	7	0	14	-1	16	-6	7	-2	9	-3	8	-1	13	+5

EUROBAROMETER 63

QA33c Et d'une manière générale, comparé à il y a cinq ans, diriez-vous que le rôle de l'Union européenne sur la scène internationale est devenu ... ?
 QA33c And overall, compared to five years ago, would you say that the European Union's international role has become...?

	EU25	EU15	NMS	BE	CZ	DK	D-W	DE	D-E	EE	EL	ES	FR	IE	IT	CY	LV	LT
	63,4	63,4	63,4	63,4	63,4	63,4	63,4	63,4	63,4	63,4	63,4	63,4	63,4	63,4	63,4	63,4	63,4	63,4
Plus important	62	61	63	74	65	68	67	61	68	59	72	58	63	6	62	66	64	65
Moins important	6	6	5	4	4	5	5	5	2	6	3	3	6	9	9	7	4	4
Identique	25	26	22	20	26	28	23	25	30	29	15	32	20	22	22	19	21	18
NSP	7	7	9	2	5	4	3	4	4	13	6	9	6	11	7	8	11	12

	LU	HU	MT	NL	AT	PL	PT	SI	SK	FI	SE	UK	BG	HR	RO	TR	CY
	63,4	63,4	63,4	63,4	63,4	63,4	63,4	63,4	63,4	63,4	63,4	63,4	63,4	63,4	63,4	63,4	63,4
More important	72	63	67	69	46	62	57	79	64	62	59	47	54	60	69	67	81
Less important	3	8	4	4	9	5	6	2	7	8	4	7	5	4	7	11	9
It has not changed	22	23	19	23	36	21	24	15	25	28	29	34	19	29	10	12	8
DK	3	6	11	4	8	12	13	4	4	2	7	12	22	7	15	9	2

EUROBAROMETER 63

QA34a Dans l'ensemble, êtes-vous très satisfait(e), plutôt satisfait(e), plutôt pas satisfait(e) ou pas du tout satisfait(e) du fonctionnement de la démocratie en (NOTRE PAYS) ?
 QA34a On the whole, are you very satisfied, fairly satisfied, not very satisfied or not at all satisfied with the way democracy works in (OUR COUNTRY)?

	EU25		EU15		NMS		BE		CZ		DK		D-W		DE		D-E		EE	
	EB	EB	EB	EB	EB	EB	EB	EB	EB	EB	EB	EB	EB	EB	EB	EB	EB	EB	EB	EB
Très satisfait(e)	63.4	62.0	63.4	62.0	63.4	62.0	63.4	62.0	63.4	62.0	63.4	62.0	63.4	62.0	63.4	62.0	63.4	62.0	63.4	62.0
Plutôt satisfait(e)	7	-2	8	3	7	-3	3	+1	39	+1	39	+1	8	0	7	0	1	0	3	0
Plutôt pas satisfait(e)	45	-3	48	30	58	-2	45	+2	53	0	53	0	50	-6	46	-8	28	-18	41	-1
Pas du tout satisfait(e)	32	+2	30	41	27	+6	37	-3	7	0	7	0	32	+3	35	+4	44	+5	40	-2
NSP	13	+3	11	23	7	0	14	+1	1	-1	1	-1	9	+3	12	+4	25	+12	11	+3
Satisfait(e)	3	+1	3	3	1	0	2	0	0	0	0	0	1	+1	1	+1	1	+1	5	0
Pas satisfait(e)	53	-4	57	33	65	-5	48	+3	92	+1	92	+1	58	-6	53	-8	30	-17	44	-1
	44	+4	41	64	34	+5	50	-3	8	-1	8	-1	41	+6	47	+8	69	+16	51	+1

	EL		ES		FR		IE		IT		CY		LV		LT		LU	
	EB	EB	EB	EB	EB	EB	EB	EB	EB	EB	EB	EB	EB	EB	EB	EB	EB	EB
Very satisfied	63.4	62.0	63.4	62.0	63.4	62.0	63.4	62.0	63.4	62.0	63.4	62.0	63.4	62.0	63.4	62.0	63.4	62.0
Fairly satisfied	11	-13	10	-10	5	+1	19	-2	8	-5	18	+1	3	-2	4	-3	23	0
Not very satisfied	42	-2	57	+3	47	-6	52	-4	35	+2	50	+4	40	0	19	-8	59	-1
Not at all satisfied	33	+7	22	+2	32	+4	16	+3	37	0	26	-2	34	-2	50	+2	13	+2
DK	14	+8	6	+2	12	+1	6	+1	18	+3	6	-1	18	+3	22	+9	3	0
Satisfied	0	0	5	+4	3	0	7	+2	2	0	0	-2	5	+1	4	-1	2	-1
Pas satisfait	53	-14	67	-7	53	-4	71	-6	44	-1	68	+5	44	-2	24	-9	82	0
Not satisfied	46	+14	28	+4	44	+4	22	+4	55	+3	32	-3	52	+1	72	+10	15	+1

	HU		MT		NL		AT		PL		PT		SI		SK		FI	
	EB	EB	EB	EB	EB	EB	EB	EB	EB	EB	EB	EB	EB	EB	EB	EB	EB	EB
Très satisfait(e)	63.4	62.0	63.4	62.0	63.4	62.0	63.4	62.0	63.4	62.0	63.4	62.0	63.4	62.0	63.4	62.0	63.4	62.0
Plutôt satisfait(e)	2	-2	10	-3	10	+2	14	+3	2	-1	5	-2	4	-2	3	+1	8	-5
Plutôt pas satisfait(e)	25	-8	38	+3	61	-2	54	-6	27	0	36	+4	52	+1	23	0	69	-1
Pas du tout satisfait(e)	48	+3	37	+3	24	+1	23	+1	41	-1	41	-1	35	+2	46	-1	20	+5
NSP	24	+8	11	0	5	+1	7	+3	26	+3	14	-2	8	+1	26	-1	3	+2
Satisfait(e)	2	0	5	-2	0	-2	2	0	4	-1	4	0	2	-1	2	+1	1	0
Pas satisfait(e)	27	-10	48	0	71	0	68	-4	29	-1	41	+2	56	-1	26	+1	77	-6
	71	+10	47	+2	29	+2	30	+4	67	+2	55	-2	43	+3	72	-2	22	+6

	SE		UK		BG		HR		RO		TR		CY (tcc)	
	EB	EB	EB	EB	EB	EB	EB	EB	EB	EB	EB	EB	EB	EB
Very satisfied	63.4	62.0	63.4	62.0	63.4	62.0	63.4	62.0	63.4	62.0	63.4	62.0	63.4	62.0
Fairly satisfied	8	-4	8	-1	3	0	3	0	4	+2	15	+4	28	+15
Not very satisfied	23	+4	53	-1	17	-1	18	-4	25	-2	41	+4	27	+7
Not at all satisfied	5	+2	24	-2	34	+1	49	-7	45	+1	25	-6	28	-15
DK	1	0	5	0	4	0	29	+13	22	-1	15	-2	13	-6
Satisfied	71	-5	60	-3	20	-2	20	-5	29	0	56	+7	55	+21
Not satisfied	28	+6	34	+2	76	+2	78	+6	67	0	40	-7	41	-21

EUROBAROMETER 63

QA34b Et du fonctionnement de la démocratie dans l'Union européenne ?
QA34b And how about the way democracy works in the European Union?

	EU25		EU25		EU15		NMS		BE		CZ		DK		D-W		DE		D-E		EE	
	EB	EB	EB	EB	EB	EB	EB	EB	EB	EB	EB	EB	EB	EB	EB	EB	EB	EB	EB	EB	EB	EB
Très satisfait(e)	63.4	62.0	63.4	62.0	63.4	62.0	63.4	62.0	63.4	62.0	63.4	62.0	63.4	62.0	63.4	62.0	63.4	62.0	63.4	62.0	63.4	62.0
Plutôt satisfait(e)	5	0	5	5	5	-1	5	-1	6	-1	3	-1	3	0	1	-1	3	0	1	-1	3	-1
Plutôt pas satisfait(e)	44	+1	43	48	60	-4	53	+6	54	-1	45	+1	43	0	32	-10	49	+3	32	-10	49	+3
Pas du tout satisfait(e)	27	-1	28	21	26	+8	22	-1	28	+4	31	-2	33	0	39	+5	20	-2	39	+5	20	-2
NSP	8	0	9	5	5	-1	5	-1	6	0	8	-1	10	+1	15	+5	3	0	15	+5	3	0
Satisfait(e)	17	0	15	22	4	-1	15	-5	6	-2	11	+1	12	+1	13	+1	12	+1	13	+1	25	0
Pas satisfait(e)	49	+1	48	53	65	+8	58	+8	60	-1	49	+2	46	-1	33	-10	53	+3	33	-10	53	+3
	35	0	37	25	31	+6	27	-2	34	+4	40	-3	43	0	54	+10	23	-2	54	+10	23	-2
Very satisfied	63.4	62.0	63.4	62.0	63.4	62.0	63.4	62.0	63.4	62.0	63.4	62.0	63.4	62.0	63.4	62.0	63.4	62.0	63.4	62.0	63.4	62.0
Fairly satisfied	8	-5	8	-3	2	+1	11	-3	8	-1	14	+5	4	-2	9	+1	11	-2	9	+1	11	-2
Not very satisfied	41	-3	52	-1	40	-4	50	-3	45	+9	44	+1	48	+6	40	-4	55	+2	40	-4	55	+2
Not at all satisfied	29	+4	19	0	29	-2	14	+2	24	-8	20	+1	20	+1	18	+2	23	+4	18	+2	23	+4
DK	10	+1	5	0	12	+4	5	+2	7	0	4	-2	4	-2	3	0	4	0	3	0	4	0
Satisfied	12	+2	16	+5	17	+1	20	+1	16	0	19	-5	24	-3	30	+1	6	-5	30	+1	6	-5
Not satisfied	49	-8	59	-5	42	-3	61	-6	53	+8	57	+5	52	+4	48	-4	66	0	48	-4	66	0
	39	+6	25	+1	41	+2	20	+6	31	-8	24	0	24	0	21	+2	28	+5	21	+2	28	+5
Très satisfait(e)	63.4	62.0	63.4	62.0	63.4	62.0	63.4	62.0	63.4	62.0	63.4	62.0	63.4	62.0	63.4	62.0	63.4	62.0	63.4	62.0	63.4	62.0
Plutôt satisfait(e)	5	0	13	-1	2	+1	6	+2	4	0	6	+2	4	0	6	+2	4	0	4	+1	1	-2
Plutôt pas satisfait(e)	48	+3	41	+2	39	-4	39	-2	48	+2	43	+3	61	+2	46	+8	46	-2	46	+8	46	-2
Pas du tout satisfait(e)	24	+3	19	+6	41	+4	34	+3	18	0	27	-4	21	+2	30	-1	40	0	30	-1	40	0
NSP	6	-1	5	-3	8	+1	13	+1	4	0	7	-4	3	0	6	-4	8	+2	6	-4	8	+2
Satisfait(e)	18	-5	23	-4	9	-3	9	-2	26	-3	18	+3	10	-4	15	-3	5	+1	15	-3	5	+1
Not satisfied	52	+2	53	0	41	-3	45	0	52	+2	49	+6	65	+1	49	+7	47	-3	49	+7	47	-3
	30	+2	24	+4	50	+6	46	+3	23	+2	34	-8	25	+3	36	-5	48	+2	36	-5	48	+2
Very satisfied	63.4	62.0	63.4	62.0	63.4	62.0	63.4	62.0	63.4	62.0	63.4	62.0	63.4	62.0	63.4	62.0	63.4	62.0	63.4	62.0	63.4	62.0
Fairly satisfied	2	0	3	+1	19	+1	5	+1	16	+8	22	+12	40	+7	22	+12	40	+7	22	+12	40	+7
Not very satisfied	41	+1	38	+1	27	+1	38	0	48	-1	37	-2	26	+1	37	-2	26	+1	37	-2	26	+1
Not at all satisfied	33	-1	24	-2	11	+2	11	-3	10	-3	11	-7	14	-3	11	-7	14	-3	11	-7	14	-3
DK	11	+1	11	+2	4	-3	9	+2	3	-1	11	+1	11	-1	11	+1	11	-1	11	+1	11	-1
Satisfied	14	0	25	+2	38	+2	43	+2	64	+7	59	+10	66	+8	64	+7	66	+8	64	+7	66	+8
Not satisfied	43	-1	34	0	15	-1	41	+1	12	-5	22	-6	25	-5	22	-6	25	-5	22	-6	25	-5

EUROBAROMETER 63

QA35.1 Les gens peuvent se sentir attachés à des degrés divers à leur ville ou village, à leur région, à leur pays ou à l'Europe. Veuillez me dire de quelle manière vous vous sentez attaché(e) à ...
 Votre ville / village
 QA35.1 People may feel different degrees of attachment to their town or village, to their region, to their country or to Europe. Please tell me how attached you feel to...
 Your city/town/village

	EU25		EU15		NMS		BE		CZ		DK		D-W		DE		D-E		EE	
	EB	EB	EB	EB	EB	EB	EB	EB	EB	EB	EB	EB	EB	EB	EB	EB	EB	EB	EB	EB
Très attaché(e)	63.4	62.0	63.4	63.4	63.4	62.0	63.4	62.0	63.4	62.0	63.4	62.0	63.4	62.0	63.4	62.0	63.4	62.0	63.4	62.0
Assez attaché(e)	51	-2	51	53	46	0	30	-5	53	-3	53	-3	51	+3	53	+2	60	-4	39	-3
Pas très attaché(e)	36	+2	36	35	33	-2	51	+1	32	+1	32	+1	37	-2	37	-1	32	+5	42	0
Pas du tout attaché(e)	10	0	11	9	15	+1	15	+4	13	+1	13	+1	10	0	10	+1	7	+1	16	+2
NSP	3	0	3	2	6	+2	4	+1	2	+1	2	+1	2	-1	2	-1	1	-2	2	+1
Attaché(e)	87	0	86	89	79	-3	81	-4	85	-2	85	-2	87	0	88	0	92	+1	81	-3
Pas attaché(e)	13	0	13	11	21	+3	18	+3	15	+2	15	+2	12	-1	12	0	8	-1	18	+3

	EL		ES		FR		IE		IT		CY		LV		LT		LU	
	EB	EB	EB	EB	EB	EB	EB	EB	EB	EB	EB	EB	EB	EB	EB	EB	EB	EB
Very attached	63.4	62.0	63.4	62.0	63.4	62.0	63.4	62.0	63.4	62.0	63.4	62.0	63.4	62.0	63.4	62.0	63.4	62.0
Fairly attached	72	-5	66	-7	41	+1	70	+1	50	-3	63	-7	56	-1	45	-7	46	-12
Not very attached	23	+7	27	+6	39	+1	24	-1	39	+2	28	+6	30	-1	40	+2	36	+7
Not at all attached	4	-1	6	+1	15	+1	4	-1	9	+1	7	+1	11	+2	12	+3	16	+7
DK	1	-1	1	0	5	-2	1	0	2	+1	2	+1	2	+1	2	+1	2	-2
Attached	95	+2	93	-1	80	+2	94	0	89	-1	91	-1	86	-3	85	-4	81	-5
Not attached	5	-1	7	+2	20	-2	5	-1	10	+1	9	+1	14	+3	14	+4	18	+5

	HU		MT		NL		AT		PL		PT		SI		SK		FI	
	EB	EB	EB	EB	EB	EB	EB	EB	EB	EB	EB	EB	EB	EB	EB	EB	EB	EB
Très attaché(e)	63.4	62.0	63.4	62.0	63.4	62.0	63.4	62.0	63.4	62.0	63.4	62.0	63.4	62.0	63.4	62.0	63.4	62.0
Assez attaché(e)	67	+4	44	-6	33	-2	62	-4	56	-5	66	-4	59	-9	54	+6	36	-2
Pas très attaché(e)	22	-5	29	+4	38	+2	30	+1	35	+3	28	+4	34	+8	36	-4	49	+4
Pas du tout attaché(e)	10	+2	22	+5	24	0	7	+3	6	+1	5	0	6	+1	8	-1	14	-1
NSP	2	0	5	-3	5	0	0	-1	2	+1	1	0	1	0	2	0	1	-2
Attaché(e)	89	0	73	-2	71	0	92	-2	91	-2	94	+1	93	0	90	+2	85	+2
Pas attaché(e)	11	0	27	+2	29	0	8	+3	8	+2	6	0	7	+1	10	-1	15	-2

	SE		UK		BG		HR		RO		TR		CY (tcc)	
	EB	EB	EB	EB	EB	EB	EB	EB	EB	EB	EB	EB	EB	EB
Very attached	63.4	62.0	63.4	62.0	63.4	62.0	63.4	62.0	63.4	62.0	63.4	62.0	63.4	62.0
Fairly attached	48	+2	43	-3	71	0	72	+2	66	0	76	-3	81	-7
Not very attached	37	-2	40	+4	23	-1	23	0	27	0	17	+4	15	+8
Not at all attached	13	+1	12	-2	3	-1	4	-3	6	+1	4	0	2	-1
DK	2	0	4	+1	2	+1	1	0	1	0	2	0	1	0
Attached	85	0	83	+1	94	-1	95	+3	93	0	94	+2	96	+1
Not attached	15	0	16	-1	5	0	5	-2	6	0	5	-2	3	-1

EUROBAROMETER 63

QA35.2 Les gens peuvent se sentir attachés à des degrés divers à leur ville ou village, à leur région, à leur pays ou à l'Europe. Veuillez me dire de quelle manière vous sentez attaché(e) à ...

à ...
 Votre région

QA35.2 People may feel different degrees of attachment to their town or village, to their region, to their country or to Europe. Please tell me how attached you feel to...
 Your region

	EU25		EU15		NMS		BE		CZ		DK		D-W		DE		D-E		EE	
	EB	EB	EB	EB	EB	EB	EB	EB	EB	EB	EB	EB	EB	EB	EB	EB	EB	EB	EB	EB
Très attaché(e)	63.4	62.0	63.4	62.0	63.4	62.0	63.4	62.0	63.4	62.0	63.4	62.0	63.4	62.0	63.4	62.0	63.4	62.0	63.4	62.0
Assez attaché(e)	49	-2	49	49	50	+3	29	+2	49	+2	49	-2	44	-3	46	-4	54	-6	33	-3
Pas très attaché(e)	38	+1	38	39	34	-4	52	-3	28	-3	28	+1	43	+1	40	+1	36	+4	44	-3
Pas du tout attaché(e)	2	0	2	2	4	+1	3	0	4	0	4	0	2	+1	2	+1	1	0	3	+2
NSP	0	0	0	1	1	0	0	-1	0	-1	0	-1	0	0	0	0	0	0	3	+2
Attaché(e)	87	-1	87	88	84	-2	81	-1	77	-3	77	-3	88	-1	88	-1	90	-2	77	-6
Pas attaché(e)	12	0	13	11	16	+2	19	+2	23	+3	23	+3	12	+1	12	+2	9	+1	20	+4

	EL		ES		FR		IE		IT		CY		LV		LT		LU	
	EB	EB	EB	EB	EB	EB	EB	EB	EB	EB	EB	EB	EB	EB	EB	EB	EB	EB
Very attached	63.4	62.0	63.4	62.0	63.4	62.0	63.4	62.0	63.4	62.0	63.4	62.0	63.4	62.0	63.4	62.0	63.4	62.0
Fairly attached	76	-6	58	-6	44	+1	63	-1	50	-2	56	-4	50	-1	36	-5	46	-7
Not very attached	20	+6	31	+4	39	0	30	0	39	-2	30	+1	33	-4	44	+1	37	+2
Not at all attached	3	0	9	+2	13	+1	5	0	9	+2	12	+3	12	+2	15	+2	14	+5
DK	0	0	0	0	0	-1	1	0	1	0	2	+1	2	0	3	+2	3	+1
Attached	96	+1	89	-2	83	+2	93	-1	89	-3	86	-3	84	-4	80	-4	82	-7
Not attached	4	-1	10	+2	17	-1	6	0	11	+3	14	+4	15	+4	18	+4	17	+6

	HU		MT		NL		AT		PL		PT		SI		SK		FI	
	EB	EB	EB	EB	EB	EB	EB	EB	EB	EB	EB	EB	EB	EB	EB	EB	EB	EB
Très attaché(e)	63.4	62.0	63.4	62.0	63.4	62.0	63.4	62.0	63.4	62.0	63.4	62.0	63.4	62.0	63.4	62.0	63.4	62.0
Assez attaché(e)	60	+4	38	-8	33	0	57	-2	54	-2	65	-5	52	-11	37	0	46	+3
Pas très attaché(e)	28	-4	37	+11	38	0	35	0	38	0	29	+3	40	+11	48	0	44	+1
Pas du tout attaché(e)	9	+2	14	-4	23	-2	7	+2	6	+1	5	+1	8	+2	13	+1	9	-3
NSP	2	-1	3	-5	5	0	1	0	1	0	1	0	1	-1	2	0	1	-1
Attaché(e)	88	-1	76	+4	72	+2	92	-2	92	-2	94	-1	91	-1	84	-1	90	+4
Pas attaché(e)	11	+1	17	-8	28	-2	8	+2	7	+1	6	+1	9	+2	15	+1	10	-4

	SE		UK		BG		HR		RO		TR		CY (tcc)	
	EB	EB	EB	EB	EB	EB	EB	EB	EB	EB	EB	EB	EB	EB
Very attached	63.4	62.0	63.4	62.0	63.4	62.0	63.4	62.0	63.4	62.0	63.4	62.0	63.4	62.0
Fairly attached	49	+4	43	-1	66	+3	67	+1	65	0	76	-4	79	-5
Not very attached	10	0	11	0	5	-1	4	-2	6	+2	2	-2	3	+1
Not at all attached	2	0	2	-1	1	0	1	0	1	0	1	0	1	0
DK	0	-1	1	0	1	0	0	-1	1	0	1	0	1	0
Attached	88	+1	86	+1	93	+1	95	+3	93	-1	96	+2	95	0
Not attached	12	0	13	-1	6	-1	5	-2	6	0	3	-2	4	+1

EUROBAROMETER 63

Q35.3 Les gens peuvent se sentir attachés à leur ville ou village, à leur région, à leur pays ou à l'Europe. Veuillez me dire de quelle manière vous sentez attaché(e) à ...

(NOTRE PAYS)

Q35.3 People may feel different degrees of attachment to their town or village, to their region, to their country or to Europe. Please tell me how attached you feel to...

(OUR COUNTRY)

	EU25		EU15		NMS		BE		CZ		DK		D-W		DE		D-E		EE	
	EB	EB	EB	EB	EB	EB	EB	EB	EB	EB	EB	EB	EB	EB	EB	EB	EB	EB	EB	EB
Très attaché(e)	63.4	62.0	63.4	63.4	63.4	62.0	63.4	62.0	63.4	62.0	63.4	62.0	63.4	62.0	63.4	62.0	63.4	62.0	63.4	62.0
Assez attaché(e)	53	-3	51	61	61	+6	41	+4	80	-3	39	-2	38	-3	35	-7	55	-3	55	-3
Pas très attaché(e)	38	+2	39	33	38	-8	49	-5	16	+1	16	+2	49	+2	50	+3	37	+1	37	+1
Pas du tout attaché(e)	1	-1	1	1	4	+1	4	0	0	0	0	0	1	-1	3	+2	7	+2	7	+2
NSP	0	0	0	1	1	0	0	-1	0	0	0	0	0	0	0	0	0	0	1	+1
Attaché(e)	91	-1	90	94	80	-3	90	-1	97	-1	87	-1	87	-1	84	-5	92	-2	92	-2
Pas attaché(e)	9	+1	10	5	20	+3	10	+2	3	+1	13	+1	13	+2	16	+5	7	+2	7	+2

	EL		ES		FR		IE		IT		CY		LV		LT		LU	
	EB	EB	EB	EB	EB	EB	EB	EB	EB	EB	EB	EB	EB	EB	EB	EB	EB	EB
Very attached	63.4	62.0	63.4	62.0	63.4	62.0	63.4	62.0	63.4	62.0	63.4	62.0	63.4	62.0	63.4	62.0	63.4	62.0
Fairly attached	78	-6	53	-6	57	+4	71	-9	53	-3	74	+3	62	-2	51	-10	54	-10
Not very attached	2	0	9	+3	6	+1	2	0	6	+1	3	0	8	+2	8	+4	8	+4
Not at all attached	0	0	0	-1	1	-1	1	+1	1	+1	0	0	2	+2	2	+1	2	0
DK	0	0	0	0	0	0	1	0	1	+1	0	-1	0	-1	1	+1	1	0
Attached	97	0	90	0	93	+1	96	-2	92	-3	97	+1	90	-2	90	-5	91	-3
Not attached	3	0	10	0	7	0	3	+1	7	+2	3	0	10	+3	10	+5	8	+3

	HU		MT		NL		AT		PL		PT		SI		SK		FI	
	EB	EB	EB	EB	EB	EB	EB	EB	EB	EB	EB	EB	EB	EB	EB	EB	EB	EB
Très attaché(e)	63.4	62.0	63.4	62.0	63.4	62.0	63.4	62.0	63.4	62.0	63.4	62.0	63.4	62.0	63.4	62.0	63.4	62.0
Assez attaché(e)	77	+2	67	-5	40	-2	60	0	66	-9	65	-5	61	-9	41	-2	63	-4
Pas très attaché(e)	19	-3	27	+5	43	+2	33	-1	31	+9	31	+5	34	+7	45	0	33	+3
Pas du tout attaché(e)	4	+2	5	+1	15	-1	6	+1	1	-1	3	0	4	+2	11	+1	3	0
NSP	0	-1	1	0	2	0	0	0	0	0	0	-1	1	+1	2	0	0	0
Attaché(e)	96	-1	95	0	83	+1	94	0	97	-1	97	+1	95	-2	86	-2	97	0
Pas attaché(e)	4	+1	5	0	17	-1	6	0	2	0	3	-1	5	+3	13	+2	3	0

	SE		UK		BG		HR		RO		TR		CY (tcc)	
	EB	EB	EB	EB	EB	EB	EB	EB	EB	EB	EB	EB	EB	EB
Very attached	63.4	62.0	63.4	62.0	63.4	62.0	63.4	62.0	63.4	62.0	63.4	62.0	63.4	62.0
Fairly attached	61	+3	47	-8	79	+5	71	+3	64	-1	85	-4	86	-2
Not very attached	6	+1	9	+3	3	0	4	0	5	+1	2	0	3	+2
Not at all attached	1	0	2	0	0	-1	0	-1	1	0	1	+1	1	+1
DK	0	-1	1	+1	1	0	1	0	1	0	1	0	0	-1
Attached	93	-1	88	-3	96	+1	95	+1	94	-1	96	-1	96	-1
Not attached	7	+1	11	+3	3	-1	4	-1	6	+2	3	+1	4	+2

EUROBAROMETER 63

QA35.4 Les gens peuvent se sentir attachés à leur ville ou village, à leur région, à leur pays ou à l'Europe. Veuillez me dire de quelle manière vous vous sentez attaché(e) à ...

L'Europe

QA35.4 People may feel different degrees of attachment to their town or village, to their region, to their country or to Europe. Please tell me how attached you feel to... Europe

	EU25		EU15		NMS		BE		CZ		DK		D-W		DE		D-E		EE	
	EB	EB	EB	EB	EB	EB	EB	EB	EB	EB	EB	EB	EB	EB	EB	EB	EB	EB	EB	EB
Très attaché(e)	63.4	62.0	63.4	63.4	63.4	62.0	63.4	62.0	63.4	62.0	63.4	62.0	63.4	62.0	63.4	62.0	63.4	62.0	63.4	62.0
Assez attaché(e)	22	+2	20	33	26	+6	20	+2	27	+6	27	+6	23	+4	22	+3	18	-2	11	+2
Pas très attaché(e)	44	-4	44	45	46	-8	54	-5	48	-4	48	-4	48	-6	44	-6	48	-5	33	+1
Pas du tout attaché(e)	8	+1	8	4	5	0	4	+1	3	+1	3	+1	5	-1	5	-1	6	+1	13	+2
NSP	2	0	3	3	0	-1	3	-1	1	-1	1	-1	1	0	1	0	2	0	2	-1
Attaché(e)	66	-1	63	78	72	-2	74	-2	74	+1	74	+1	66	-2	66	-3	66	-7	44	+3
Pas attaché(e)	32	+1	35	19	28	+2	23	+3	25	0	25	0	33	+2	34	+4	34	+8	54	-2

	EL		ES		FR		IE		IT		CY		LV		LT		LU	
	EB	EB	EB	EB	EB	EB	EB	EB	EB	EB	EB	EB	EB	EB	EB	EB	EB	EB
Very attached	63.4	62.0	63.4	62.0	63.4	62.0	63.4	62.0	63.4	62.0	63.4	62.0	63.4	62.0	63.4	62.0	63.4	62.0
Fairly attached	11	-4	20	-5	18	+3	24	+1	26	+4	9	+1	22	+7	12	-2	38	+3
Not very attached	33	0	44	+1	46	-5	42	-7	49	-4	23	-4	34	-2	30	-2	44	-3
Not at all attached	34	-1	26	+2	25	+2	24	+2	18	0	42	0	30	-3	36	-4	14	0
DK	21	+5	7	+1	9	0	7	+2	5	0	23	+3	11	0	16	+5	3	0
Attached	0	-1	3	+1	2	0	3	-1	2	0	2	-1	3	+1	5	+1	1	-1
Not attached	44	-4	64	-4	64	-2	66	-6	75	0	32	-3	56	+4	42	-3	82	+1
	56	+5	33	+3	34	+2	31	+6	23	0	65	+3	41	-3	53	+2	17	0

	HU		MT		NL		AT		PL		PT		SI		SK		FI	
	EB	EB	EB	EB	EB	EB	EB	EB	EB	EB	EB	EB	EB	EB	EB	EB	EB	EB
Très attaché(e)	63.4	62.0	63.4	62.0	63.4	62.0	63.4	62.0	63.4	62.0	63.4	62.0	63.4	62.0	63.4	62.0	63.4	62.0
Assez attaché(e)	63	+12	24	-5	16	+3	24	+1	33	+4	16	0	27	+5	21	+2	21	+6
Pas très attaché(e)	29	-9	38	+8	42	-5	42	+2	50	-5	39	-3	46	-6	46	-3	52	-5
Pas du tout attaché(e)	7	0	24	+4	34	+2	28	+1	11	-1	32	+3	22	+5	23	-2	23	-1
NSP	1	-1	12	-7	8	+1	5	-3	3	+2	11	0	4	-2	6	+1	3	0
Attaché(e)	0	-2	2	0	1	0	1	-2	3	0	1	0	1	-2	3	+1	1	+1
Pas attaché(e)	92	+3	62	+3	57	-3	66	+3	83	-1	55	-4	73	-1	67	-1	74	+2
	8	-1	36	-3	42	+3	33	-1	14	+1	44	+4	26	+3	29	-1	26	-1

	SE		UK		BG		HR		RO		TR		CY (tcc)	
	EB	EB	EB	EB	EB	EB	EB	EB	EB	EB	EB	EB	EB	EB
Very attached	63.4	62.0	63.4	62.0	63.4	62.0	63.4	62.0	63.4	62.0	63.4	62.0	63.4	62.0
Fairly attached	33	+7	10	+1	41	+15	28	+2	47	+3	15	+4	28	-1
Not very attached	46	-4	37	-4	34	-5	29	-12	38	-3	15	-1	17	-2
Not at all attached	17	-1	32	0	14	-4	29	+5	8	-1	36	0	22	+5
DK	2	-1	17	+2	7	-3	11	+4	1	0	29	+4	29	+15
Attached	1	-2	3	+1	4	-3	3	0	5	0	5	+1	4	-17
Not attached	79	+3	47	-3	75	+10	57	-10	86	+1	30	+3	45	-3
	20	-1	50	+2	21	-7	40	+9	10	0	65	-4	51	+20

EUROBAROMETER 63

QA36.1 Pour chacun des termes suivants, pourriez-vous me dire s'il évoque pour vous quelque chose de très positif, de plutôt positif, de plutôt négatif ou de très négatif. (ROTATION)
 Entrepris

QA36.1 Could you please tell me for each of the following, whether the term brings to mind something very positive, fairly positive, fairly negative or very negative. (ROTATE)
 Company

	EU25	EU15	NMS	BE	CZ	DK	D-W	DE	D-E	EE	EL	ES	FR	IE	IT	CY	LV	LT
	EB	EB	EB	EB	EB	EB	EB	EB	EB	EB	EB	EB	EB	EB	EB	EB	EB	EB
	63,4	63,4	63,4	63,4	63,4	63,4	63,4	63,4	63,4	63,4	63,4	63,4	63,4	63,4	63,4	63,4	63,4	63,4
Très positif	16	17	14	18	15	28	15	15	13	21	21	17	17	22	20	34	17	18
Plutôt positif	54	54	58	62	61	56	52	54	54	66	51	58	54	53	52	49	59	59
Plutôt négatif	16	16	15	17	15	4	23	23	24	5	18	10	19	9	18	11	9	5
Très négatif	3	3	3	1	2	1	6	6	6	0	6	1	4	1	3	2	2	3
NSP	10	10	10	2	7	10	4	4	3	8	5	14	6	16	7	4	13	14
Positif	71	70	73	79	76	84	67	67	67	86	71	75	71	74	72	83	76	78
Négatif	19	20	18	18	17	5	29	29	30	5	24	11	23	10	21	12	11	8

	LU	HU	MT	NL	AT	PL	PT	SI	SK	FI	SE	UK	BG	HR	RO	TR	CY
	EB	EB	EB	EB	EB	EB	EB	EB	EB	EB	EB	EB	EB	EB	EB	EB	EB
	63,4	63,4	63,4	63,4	63,4	63,4	63,4	63,4	63,4	63,4	63,4	63,4	63,4	63,4	63,4	63,4	63,4
Very positive	18	14	24	16	25	12	25	14	17	28	38	6	32	13	21	39	59
Fairly positive	59	55	56	65	54	57	46	70	63	64	51	50	45	45	44	30	19
Fairly negative	13	22	5	11	13	16	8	9	12	6	6	16	11	24	6	10	5
Very negative	2	3	2	2	2	3	1	1	2	0	2	2	1	4	2	5	1
DK	8	7	13	6	6	11	19	7	6	1	2	26	10	15	26	16	16
Positive	78	69	80	81	79	70	72	84	80	92	89	57	78	58	66	69	78
Negative	15	24	7	12	15	19	9	10	14	7	8	18	13	27	8	15	6

EUROBAROMETER 63

QA36.2 Pour chacun des termes suivants, pourriez-vous me dire s'il évoque pour vous quelque chose de très positif, de plutôt positif, de plutôt négatif ou de très négatif. (ROTATION)
Monopole

QA36.2 Could you please tell me for each of the following, whether the term brings to mind something very positive, fairly positive, fairly negative or very negative. (ROTATE)
Monopoly

	EU25	EU15	NMS	BE	CZ	DK	D-W	DE	D-E	EE	EL	ES	FR	IE	IT	CY	LV	LT
	EB 63,4	EB 63,4	EB 63,4	EB 63,4	EB 63,4	EB 63,4	EB 63,4	EB 63,4	EB 63,4	EB 63,4	EB 63,4	EB 63,4	EB 63,4	EB 63,4	EB 63,4	EB 63,4	EB 63,4	EB 63,4
Très positif	3	3	2	3	2	2	2	2	1	2	2	3	3	3	6	2	3	2
Plutôt positif	16	15	17	19	15	17	13	12	10	16	10	11	16	18	20	6	21	16
Plutôt négatif	41	40	43	52	44	41	36	37	44	48	40	33	48	39	42	41	38	30
Très négatif	28	28	26	22	32	34	41	41	42	23	43	33	23	22	19	47	18	25
NSP	13	13	12	4	8	6	8	7	3	11	5	20	10	17	13	3	20	26
Positif	18	18	19	21	17	19	15	14	10	17	12	14	19	21	25	9	24	19
Négatif	69	69	70	75	75	75	77	79	86	72	83	66	71	61	61	89	56	55

	LU	HU	MT	NL	AT	PL	PT	SI	SK	FI	SE	UK	BG	HR	RO	TR	CY
	EB 63,4	EB 63,4	EB 63,4	EB 63,4	EB 63,4	EB 63,4	EB 63,4	EB 63,4	EB 63,4	EB 63,4	EB 63,4	EB 63,4	EB 63,4	EB 63,4	EB 63,4	EB 63,4	EB 63,4
Very positive	5	1	1	2	5	1	3	2	4	1	2	2	4	2	4	4	17
Fairly positive	22	14	10	18	18	18	14	14	26	13	14	18	13	9	16	17	16
Fairly negative	47	52	35	47	44	41	30	46	47	53	45	38	46	42	32	29	28
Very negative	14	21	31	24	21	28	25	31	14	30	35	22	17	34	19	14	24
DK	12	11	23	9	12	12	28	7	9	3	4	20	20	12	29	23	18
Positive	27	15	10	20	22	19	17	16	29	14	16	20	17	12	21	34	30
Negative	61	73	66	71	65	69	55	77	61	83	80	60	63	76	51	42	52

EUROBAROMETER 63

QA36.3 Pour chacun des termes suivants, pourriez-vous me dire s'il évoque pour vous quelque chose de très positif, de plutôt positif, de plutôt négatif ou de très négatif. (ROTATION)
Compétitivité

QA36.3 Could you please tell me for each of the following, whether the term brings to mind something very positive, fairly positive, fairly negative or very negative. (ROTATE)
Competitiveness

	EU25	EU15	NMS	BE	CZ	DK	D-W	DE	D-E	EE	EL	ES	FR	IE	IT	CY	LV	LT
	EB	EB	EB	EB	EB	EB	EB	EB	EB	EB	EB	EB	EB	EB	EB	EB	EB	EB
	63,4	63,4	63,4	63,4	63,4	63,4	63,4	63,4	63,4	63,4	63,4	63,4	63,4	63,4	63,4	63,4	63,4	63,4
Très positif	18	18	18	12	21	31	24	23	20	23	27	13	10	31	18	37	20	18
Plutôt positif	50	50	51	54	55	56	50	51	58	46	45	45	50	48	51	44	52	45
Plutôt négatif	18	18	18	26	15	8	18	18	22	10	16	20	25	6	16	12	14	12
Très négatif	4	4	5	3	3	0	4	4	4	0	7	4	7	2	5	4	2	6
NSP	9	9	8	4	6	5	5	5	3	9	4	19	8	12	10	3	11	19
Positif	69	68	69	67	77	87	74	73	71	81	73	57	60	80	69	80	72	63
Négatif	22	22	23	29	18	8	21	22	26	10	23	24	32	8	21	16	17	18

	LU	HU	MT	NL	AT	PL	PT	SI	SK	FI	SE	UK	BG	HR	RO	TR	CY
	EB	EB	EB	EB	EB	EB	EB	EB	EB	EB	EB	EB	EB	EB	EB	EB	EB
	63,4	63,4	63,4	63,4	63,4	63,4	63,4	63,4	63,4	63,4	63,4	63,4	63,4	63,4	63,4	63,4	63,4
Very positive	9	19	25	12	26	17	17	25	14	23	38	17	21	25	42	42	56
Fairly positive	48	51	52	58	50	50	47	58	46	64	50	52	50	51	34	28	29
Fairly negative	21	20	7	20	14	19	13	9	30	10	8	15	13	12	4	8	4
Very negative	3	4	2	3	2	5	2	2	6	2	1	3	3	3	0	4	1
DK	19	6	14	6	7	8	20	5	5	1	2	13	14	10	20	17	9
Positive	57	70	77	71	76	67	64	84	59	87	89	69	71	76	76	70	85
Negative	24	24	9	24	17	25	16	11	36	12	9	18	16	15	4	12	6

EUROBAROMETER 63

QA36.4 Pour chacun des termes suivants, pourriez-vous me dire s'il évoque pour vous quelque chose de très positif, de plutôt positif, de plutôt négatif ou de très négatif. (ROTATION)
Sécurité sociale

QA36.4 Could you please tell me for each of the following, whether the term brings to mind something very positive, fairly positive, fairly negative or very negative. (ROTATE)
Social security

	EU25	EU15	NMS	BE	CZ	DK	D-W	DE	D-E	EE	EL	ES	FR	IE	IT	CY	LV	LT
	EB	EB	EB	EB	EB	EB	EB	EB	EB	EB	EB	EB	EB	EB	EB	EB	EB	EB
	63,4	63,4	63,4	63,4	63,4	63,4	63,4	63,4	63,4	63,4	63,4	63,4	63,4	63,4	63,4	63,4	63,4	63,4
Très positif	29	31	19	37	17	46	37	36	36	23	51	31	34	23	25	63	26	25
Plutôt positif	43	44	39	47	43	47	41	40	34	51	31	51	46	53	45	29	42	47
Plutôt négatif	17	16	25	14	31	5	15	16	20	18	12	7	15	12	19	5	19	13
Très négatif	5	4	9	1	7	1	4	5	9	3	5	2	3	2	5	2	6	5
NSP	5	5	7	1	2	1	3	2	1	5	3	2	3	11	7	1	8	10
Positif	72	75	58	85	60	93	79	77	70	73	82	82	79	76	70	92	68	72
Négatif	22	20	35	15	38	6	19	21	29	21	17	9	18	13	23	7	25	18

	LU	HU	MT	NL	AT	PL	PT	SI	SK	FI	SE	UK	BG	HR	RO	TR	CY
	EB	EB	EB	EB	EB	EB	EB	EB	EB	EB	EB	EB	EB	EB	EB	EB	EB
	63,4	63,4	63,4	63,4	63,4	63,4	63,4	63,4	63,4	63,4	63,4	63,4	63,4	63,4	63,4	63,4	63,4
Very positive	43	38	27	22	54	12	17	32	23	40	66	15	47	49	45	55	56
Fairly positive	47	35	48	53	35	37	42	48	41	52	26	45	34	34	31	22	28
Fairly negative	6	17	13	21	7	29	22	12	25	6	5	24	8	9	5	6	4
Very negative	1	6	2	3	2	12	5	3	7	1	2	7	2	3	1	4	1
DK	3	3	10	1	3	10	15	4	3	0	0	9	9	5	17	12	11
Positive	90	74	75	74	89	49	58	81	65	93	92	60	82	83	77	77	84
Negative	7	24	15	25	8	41	27	15	32	7	7	31	10	12	6	10	5

EUROBAROMETER 63

QA36.5 Pour chacun des termes suivants, pourriez-vous me dire s'il évoque pour vous quelque chose de très positif, de plutôt positif, de plutôt négatif ou de très négatif. (ROTATION)
Libre-échange

QA36.5 Could you please tell me for each of the following, whether the term brings to mind something very positive, fairly positive, fairly negative or very negative. (ROTATE)
Free trade

	EU25	EU15	NMS	BE	CZ	DK	D-W	DE	D-E	EE	EL	ES	FR	IE	IT	CY	LV	LT
	EB	EB	EB	EB	EB	EB	EB	EB	EB	EB	EB	EB	EB	EB	EB	EB	EB	EB
	63,4	63,4	63,4	63,4	63,4	63,4	63,4	63,4	63,4	63,4	63,4	63,4	63,4	63,4	63,4	63,4	63,4	63,4
Très positif	20	20	16	18	16	28	29	28	23	21	17	13	11	27	22	38	19	19
Plutôt positif	51	50	54	55	56	54	53	53	53	60	41	47	53	51	48	43	54	53
Plutôt négatif	16	15	19	21	20	10	12	13	15	9	24	16	21	8	15	13	14	10
Très négatif	4	4	4	3	3	1	2	3	4	1	13	4	3	2	4	3	2	5
NSP	10	11	7	3	5	6	4	4	4	10	4	19	11	12	12	3	11	13
Positif	70	70	70	72	71	83	82	81	76	81	58	60	64	79	70	81	73	72
Négatif	20	19	23	24	24	11	15	16	20	9	37	21	25	10	18	16	16	15

	LU	HU	MT	NL	AT	PL	PT	SI	SK	FI	SE	UK	BG	HR	RO	TR	CY
	EB	EB	EB	EB	EB	EB	EB	EB	EB	EB	EB	EB	EB	EB	EB	EB	EB
	63,4	63,4	63,4	63,4	63,4	63,4	63,4	63,4	63,4	63,4	63,4	63,4	63,4	63,4	63,4	63,4	63,4
Very positive	26	12	25	23	17	16	12	20	16	15	32	23	25	36	40	45	49
Fairly positive	46	41	47	56	43	57	48	58	54	64	48	46	45	44	36	27	23
Fairly negative	16	33	10	14	20	16	15	14	22	14	10	13	14	10	7	8	8
Very negative	4	8	2	2	4	3	5	1	3	2	2	3	3	3	1	4	2
DK	9	6	17	4	15	7	20	7	6	5	7	15	12	7	16	16	17
Positive	72	53	72	80	61	73	60	79	70	80	81	69	71	80	76	72	72
Negative	20	41	12	16	24	20	20	14	24	16	13	16	17	13	8	12	11

EUROBAROMETER 63

QA36.6 Pour chacun des termes suivants, pourriez-vous me dire s'il évoque pour vous quelque chose de très positif, de plutôt positif, de plutôt négatif ou de très négatif. (ROTATION)
Protectionnisme

QA36.6 Could you please tell me for each of the following, whether the term brings to mind something very positive, fairly positive, fairly negative or very negative. (ROTATE)
Protectionism

	EU25	EU15	NMS	BE	CZ	DK	D-W	DE	D-E	EE	EL	ES	FR	IE	IT	CY	LV	LT
	EB	EB	EB	EB	EB	EB	EB	EB	EB	EB	EB	EB	EB	EB	EB	EB	EB	EB
	63,4	63,4	63,4	63,4	63,4	63,4	63,4	63,4	63,4	63,4	63,4	63,4	63,4	63,4	63,4	63,4	63,4	63,4
Très positif	6	6	2	7	3	3	2	2	2	5	14	8	6	12	9	36	2	3
Plutôt positif	27	29	15	33	23	27	18	17	16	31	38	35	34	35	34	41	15	14
Plutôt négatif	31	30	33	44	35	33	32	33	37	21	22	23	37	18	28	11	19	16
Très négatif	15	13	29	8	32	18	23	22	22	4	11	5	8	10	13	3	7	23
NSP	22	22	21	7	6	18	26	25	23	39	14	29	14	25	17	9	57	44
Positif	33	36	18	41	26	31	20	20	18	35	52	43	41	46	43	78	17	17
Négatif	46	43	61	52	67	51	54	55	59	26	34	28	46	29	40	14	26	39

	LU	HU	MT	NL	AT	PL	PT	SI	SK	FI	SE	UK	BG	HR	RO	TR	CY
	EB	EB	EB	EB	EB	EB	EB	EB	EB	EB	EB	EB	EB	EB	EB	EB	EB
	63,4	63,4	63,4	63,4	63,4	63,4	63,4	63,4	63,4	63,4	63,4	63,4	63,4	63,4	63,4	63,4	63,4
Very positive	9	3	13	3	3	1	6	6	4	2	5	8	6	5	28	41	40
Fairly positive	31	10	35	36	14	13	26	42	11	21	20	33	16	13	28	26	24
Fairly negative	35	33	18	31	38	34	27	31	36	25	29	27	22	31	12	9	13
Very negative	11	43	6	13	26	27	10	6	42	10	16	8	6	28	4	4	4
DK	15	12	27	17	19	26	31	15	7	42	29	24	51	23	28	21	19
Positive	40	12	49	39	18	13	32	48	15	23	25	41	22	18	56	67	64
Negative	46	75	24	44	64	61	37	37	78	35	45	35	28	59	16	13	17

EUROBAROMETER 63

QA36.7 Pour chacun des termes suivants, pourriez-vous me dire s'il évoque pour vous quelque chose de très positif, de plutôt positif, de plutôt négatif ou de très négatif. (ROTATION)
Mondialisation

QA36.7 Could you please tell me for each of the following, whether the term brings to mind something very positive, fairly positive, fairly negative or very negative. (ROTATE)
Globalisation

	EU25	EU15	NMS	BE	CZ	DK	D-W	DE	D-E	EE	EL	ES	FR	IE	IT	CY	LV	LT
	EB	EB	EB	EB	EB	EB	EB	EB	EB	EB	EB	EB	EB	EB	EB	EB	EB	EB
	63,4	63,4	63,4	63,4	63,4	63,4	63,4	63,4	63,4	63,4	63,4	63,4	63,4	63,4	63,4	63,4	63,4	63,4
Très positif	6	7	4	5	3	13	6	6	4	6	5	7	4	9	10	16	3	5
Plutôt positif	31	31	29	40	26	54	30	30	30	37	18	29	24	29	33	29	26	31
Plutôt négatif	32	32	33	39	45	20	32	34	40	29	33	22	43	27	30	25	27	18
Très négatif	14	14	13	10	15	5	20	20	20	2	33	10	18	10	11	15	8	11
NSP	17	16	22	6	11	8	12	11	6	26	11	33	11	24	16	14	35	34
Positif	37	38	33	46	29	67	36	36	34	43	23	36	28	38	43	46	30	36
Négatif	46	46	46	49	60	24	52	54	60	32	66	32	61	37	41	40	35	29

	LU	HU	MT	NL	AT	PL	PT	SI	SK	FI	SE	UK	BG	HR	RO	TR	CY
	EB	EB	EB	EB	EB	EB	EB	EB	EB	EB	EB	EB	EB	EB	EB	EB	EB
	63,4	63,4	63,4	63,4	63,4	63,4	63,4	63,4	63,4	63,4	63,4	63,4	63,4	63,4	63,4	63,4	63,4
Very positive	5	3	11	5	8	4	7	5	4	4	14	6	8	6	14	28	37
Fairly positive	29	24	33	46	23	31	33	28	27	44	48	32	22	25	26	24	21
Fairly negative	38	37	15	30	37	30	22	38	42	34	23	32	23	33	21	13	11
Very negative	12	19	5	6	17	11	6	12	13	8	4	10	8	16	5	8	7
DK	16	18	36	13	14	25	32	17	13	10	11	21	39	20	34	27	24
Positive	34	27	43	51	31	35	40	34	31	48	62	38	30	31	40	52	58
Negative	51	56	20	36	55	41	28	49	56	42	27	42	31	49	25	21	19

EUROBAROMETER 63

QA36.8 Pour chacun des termes suivants, pourriez-vous me dire s'il évoque pour vous quelque chose de très positif, de plutôt positif, de plutôt négatif ou de très négatif. (ROTATION)
Service public

QA36.8 Could you please tell me for each of the following, whether the term brings to mind something very positive, fairly positive, fairly negative or very negative. (ROTATE)
Public service

	EU25	EU15	NMS	BE	CZ	DK	D-W	DE	D-E	EE	EL	ES	FR	IE	IT	CY	LV	LT
	EB	EB	EB	EB	EB	EB	EB	EB	EB	EB	EB	EB	EB	EB	EB	EB	EB	EB
	63,4	63,4	63,4	63,4	63,4	63,4	63,4	63,4	63,4	63,4	63,4	63,4	63,4	63,4	63,4	63,4	63,4	63,4
Très positif	15	16	9	11	12	20	11	10	8	16	14	29	18	17	15	27	15	10
Plutôt positif	48	49	42	55	52	59	46	44	44	36	36	51	54	54	42	46	59	46
Plutôt négatif	24	23	30	29	27	17	31	31	33	10	32	8	19	15	30	18	13	19
Très négatif	7	6	6	3	5	3	8	9	11	1	17	1	4	2	8	7	2	8
NSP	6	6	6	2	4	2	4	4	4	11	1	11	5	12	6	2	11	18
Positif	62	65	51	66	64	78	57	56	52	78	50	80	72	71	57	73	75	56
Négatif	31	29	42	32	32	19	39	40	44	11	49	8	23	17	37	25	15	26

	LU	HU	MT	NL	AT	PL	PT	SI	SK	FI	SE	UK	BG	HR	RO	TR	CY
	EB	EB	EB	EB	EB	EB	EB	EB	EB	EB	EB	EB	EB	EB	EB	EB	EB
	63,4	63,4	63,4	63,4	63,4	63,4	63,4	63,4	63,4	63,4	63,4	63,4	63,4	63,4	63,4	63,4	63,4
Very positive	22	11	16	7	21	7	17	12	5	26	34	13	22	13	24	49	50
Fairly positive	57	54	46	61	49	33	38	63	49	64	51	49	48	45	36	24	28
Fairly negative	13	24	19	23	18	36	22	14	32	8	11	24	11	24	12	7	5
Very negative	3	4	6	3	3	19	6	2	5	1	1	5	3	7	2	4	2
DK	5	7	13	5	9	5	17	8	9	1	3	9	16	12	25	16	15
Positive	79	64	62	68	70	40	55	76	54	90	85	62	70	58	61	73	78
Negative	16	28	25	27	21	55	28	16	37	9	13	30	14	30	14	11	7

EUROBAROMETER 63

QA36.9 Pour chacun des termes suivants, pourriez-vous me dire s'il évoque pour vous quelque chose de très positif, de plutôt positif, de plutôt négatif ou de très négatif. (ROTATION)
Syndicat

QA36.9 Could you please tell me for each of the following, whether the term brings to mind something very positive, fairly positive, fairly negative or very negative. (ROTATE)
Trade union

	EU25	EU15	NMS	BE	CZ	DK	D-W	DE	D-E	EE	EL	ES	FR	IE	IT	CY	LV	LT
	EB	EB	EB	EB	EB	EB	EB	EB	EB	EB	EB	EB	EB	EB	EB	EB	EB	EB
	63,4	63,4	63,4	63,4	63,4	63,4	63,4	63,4	63,4	63,4	63,4	63,4	63,4	63,4	63,4	63,4	63,4	63,4
Très positif	13	14	9	15	8	24	11	11	13	15	21	14	13	15	13	36	13	16
Plutôt positif	44	45	42	48	45	51	43	44	44	56	43	47	45	50	40	37	44	45
Plutôt négatif	25	24	27	26	29	15	30	29	24	15	22	16	25	18	28	13	18	12
Très négatif	8	8	9	7	10	6	11	11	13	2	9	5	8	5	11	4	5	6
NSP	10	10	13	3	7	3	5	5	6	12	6	18	9	12	8	9	21	20
Positif	57	58	51	64	53	75	54	54	56	71	64	61	57	65	54	73	56	61
Négatif	33	32	36	33	39	21	41	40	38	17	30	21	33	23	39	18	23	19

	LU	HU	MT	NL	AT	PL	PT	SI	SK	FI	SE	UK	BG	HR	RO	TR	CY
	EB	EB	EB	EB	EB	EB	EB	EB	EB	EB	EB	EB	EB	EB	EB	EB	EB
	63,4	63,4	63,4	63,4	63,4	63,4	63,4	63,4	63,4	63,4	63,4	63,4	63,4	63,4	63,4	63,4	63,4
Very positive	16	10	14	16	23	8	19	10	7	21	20	10	15	19	17	39	49
Fairly positive	52	42	41	56	45	40	45	56	44	60	45	43	37	47	35	26	23
Fairly negative	17	28	19	17	20	28	14	23	32	15	24	25	24	18	18	9	9
Very negative	6	9	6	5	3	9	4	4	9	2	8	7	7	6	6	5	2
DK	9	10	20	5	8	15	18	6	8	2	3	15	17	9	25	21	17
Positive	68	53	55	72	69	48	64	67	51	81	65	54	52	67	52	65	72
Negative	23	38	25	22	23	37	17	27	41	17	31	32	31	25	23	14	11

EUROBAROMETER 63

QA36.10 Pour chacun des termes suivants, pourriez-vous me dire s'il évoque pour vous quelque chose de très positif, de plutôt positif, de plutôt négatif ou de très négatif. (ROTATION)
Réformes

QA36.10 Could you please tell me for each of the following, whether the term brings to mind something very positive, fairly positive, fairly negative or very negative. (ROTATE)
Reforms

	EU25	EU15	NMS	BE	CZ	DK	D-W	DE	D-E	EE	EL	ES	FR	IE	IT	CY	LV	LT
Très positif	63,4	63,4	63,4	63,4	63,4	63,4	63,4	63,4	63,4	63,4	63,4	63,4	63,4	63,4	63,4	63,4	63,4	63,4
Plutôt positif	13	13	10	6	7	14	15	15	12	7	15	16	8	15	17	23	6	10
Plutôt négatif	24	22	30	27	33	15	29	30	33	27	18	8	27	11	21	7	34	19
Très négatif	6	5	10	3	7	2	9	10	15	4	6	1	4	2	5	2	10	9
NSP	12	12	9	6	7	8	5	5	3	13	11	21	12	23	9	19	15	18
Positif	59	61	51	63	53	74	57	55	49	57	65	71	56	63	65	72	41	54
Négatif	29	27	40	30	40	17	38	40	48	31	24	9	32	14	25	9	44	28

	LU	HU	MT	NL	AT	PL	PT	SI	SK	FI	SE	UK	BG	HR	RO	TR	CY
Very positive	63,4	63,4	63,4	63,4	63,4	63,4	63,4	63,4	63,4	63,4	63,4	63,4	63,4	63,4	63,4	63,4	63,4
Fairly positive	13	17	15	8	21	9	20	9	7	22	18	8	15	15	23	41	61
Fairly negative	51	49	44	55	43	38	37	56	35	67	51	45	37	41	32	24	18
Very negative	19	22	14	25	23	32	20	24	39	9	17	23	25	24	17	7	3
DK	4	4	4	3	4	13	9	3	12	0	2	3	8	7	5	4	2
Positive	13	8	22	9	9	9	15	8	6	2	11	22	15	13	23	23	15
Negative	64	66	59	63	64	47	57	65	42	89	69	53	52	56	55	66	80
	23	26	19	28	27	45	28	27	52	9	20	26	33	31	22	11	5

QB1. Laquelle des ces trois options préférez-vous pour l'avenir immédiat de l'Union européenne ?
 QB1. Which of these three options do you prefer for the immediate future of the European Union?

	EU15		EU25		NMS		BE		DK		D-W		DE		D-E		EL		ES							
	EB	EB	EB	EB	EB	EB	EB	EB	EB	EB	EB	EB	EB	EB	EB	EB	EB	EB	EB	EB						
L'Union européenne devrait s'élargir pour inclure tous les pays qui le souhaitent	21	-3	23	35	17	-2	11	-6	10	-8	13	-10	13	-8	11	-8	18	-12	34	+3						
L'Union européenne devrait s'élargir pour inclure seulement certains des pays qui le souhaitent	41	+1	42	49	44	+5	55	-6	45	-3	44	-2	43	+3	44	-2	70	+12	33	-7						
L'Union européenne ne devrait pas s'élargir	28	+7	25	9	37	+7	29	+13	29	+7	41	+19	40	+18	38	+14	8	+2	12	+3						
Aucun de ceux-ci (SPONTANÉ)	4	0	4	2	2	-1	2	0	3	0	3	0	3	-1	2	0	0	-2	4	+1						
NSP	5	-7	5	5	0	-8	2	-2	2	-2	1	-8	1	-8	2	-6	3	-2	19	+2						
The European Union should be enlarged to include all the countries wishing to join	10	-3	29	+1	31	-4	14	-9	15	-4	10	-10	27	-5	18	-6	35	-1	34	0						
The European Union should be enlarged to include only some of the countries wishing to join	40	0	39	+1	41	+5	42	-9	60	+9	40	-6	45	+8	48	+3	34	0	27	+6						
The European Union should not be enlarged to any additional countries	43	+7	13	+1	15	+3	39	+18	23	+2	44	+20	13	-3	31	+6	31	+6	27	+6						
None of these (SPONTANEOUS)	4	+1	2	0	4	-1	3	0	1	-1	4	-1	2	-1	1	0	2	-1	2	-1						
DK	2	-6	16	-4	9	-2	2	-1	1	-6	3	-3	13	+1	1	-4	3	-3	3	-3						
	FR		IE		IT		LU		NL		AT		PT		SE		FI		SE							
	EB	EB	EB	EB	EB	EB	EB	EB	EB	EB	EB	EB	EB	EB	EB	EB	EB	EB	EB	EB						
	63.4	59.1	63.4	59.1	63.4	59.1	63.4	59.1	63.4	59.1	63.4	59.1	63.4	59.1	63.4	59.1	63.4	59.1	63.4	59.1						
	26	-1	32	23	22	30	27	19	51	41	38	30	41	50	62	49	41	41	41	41						
	34	+7	48	52	62	44	52	59	20	45	43	55	34	34	21	33	41	41	41	41						
	28	+7	13	16	10	16	8	14	13	6	12	7	3	6	2	7	8	8	8	8						
	9	+4	3	2	2	3	2	1	4	2	3	4	1	3	2	1	7	7	7	7						
	2	-19	4	7	4	7	11	7	13	5	3	4	4	20	14	11	3	3	3	3						
	UK		CZ		EE		CY		MT		PL		SI		SK		BG		HR		RO		TR		CY	
	EB	EB	EB	EB	EB	EB	EB	EB	EB	EB	EB	EB	EB	EB	EB	EB	EB	EB	EB	EB	EB	EB	EB	EB	EB	EB
	63.4	59.1	63.4	63.4	63.4	63.4	63.4	63.4	63.4	63.4	63.4	63.4	63.4	63.4	63.4	63.4	63.4	63.4	63.4	63.4	63.4	63.4	63.4	63.4	63.4	
	26	-1	32	23	22	30	27	19	51	41	38	30	41	50	62	49	41	41	41	41	41	41	41	41	41	
	34	+7	48	52	62	44	52	59	20	45	43	55	34	34	21	33	41	41	41	41	41	41	41	41		
	28	+7	13	16	10	16	8	14	13	6	12	7	3	6	2	7	8	8	8	8	8	8	8	8		
	9	+4	3	2	2	3	2	1	4	2	3	4	1	3	2	1	7	7	7	7	7	7	7	7		
	2	-19	4	7	4	7	11	7	13	5	3	4	4	20	14	11	3	3	3	3	3	3	3	3		
	L'Union européenne devrait s'élargir pour inclure tous les pays qui le souhaitent		L'Union européenne devrait s'élargir pour inclure seulement certains des pays qui le souhaitent		L'Union européenne ne devrait pas s'élargir		Aucun de ceux-ci (SPONTANÉ)		NSP		L'Union européenne devrait s'élargir pour inclure tous les pays qui le souhaitent		L'Union européenne devrait s'élargir pour inclure seulement certains des pays qui le souhaitent		L'Union européenne ne devrait pas s'élargir		Aucun de ceux-ci (SPONTANÉ)		NSP							

EUROBAROMETER 63

QB2.1 Pour chacun des pays suivants, seriez-vous favorable ou défavorable à ce qu'à l'avenir, il fasse partie de l'Union européenne ? (ROTATION)
 Suisse
 QB2.1 For each of the following countries, would you be in favour or against it becoming part of the European Union in the future? (ROTATE)
 Switzerland

	EU15		EU15		EU25		NMS		BE		DK		D-W		DE		D-E		EL		ES	
	EB	EB	EB	EB	EB	EB	EB	EB	EB	EB	EB	EB	EB	EB	EB	EB	EB	EB	EB	EB	EB	EB
En faveur	63,4	58,1	63,4	63,4	63,4	58,1	63,4	58,1	63,4	58,1	63,4	58,1	63,4	58,1	63,4	58,1	63,4	58,1	63,4	58,1	63,4	58,1
Contre	76	+1	78	87	86	+12	87	-2	81	0	81	0	81	+3	83	+3	83	+3	85	+4	67	-6
NSP	14	+2	13	5	12	-4	8	+3	16	+8	15	+7	13	+3	13	+3	13	+3	9	-1	12	+4
	10	-3	9	8	2	-8	4	-1	4	-7	4	-7	4	-6	4	-6	4	-6	6	-3	22	+3

	FR		IE		IT		LU		NL		AT		PT		FI		SE	
	EB	EB	EB	EB	EB	EB	EB	EB	EB	EB	EB	EB	EB	EB	EB	EB	EB	EB
En faveur	63,4	58,1	63,4	58,1	63,4	58,1	63,4	58,1	63,4	58,1	63,4	58,1	63,4	58,1	63,4	58,1	63,4	58,1
Contre	74	+6	74	+1	73	-5	82	+2	89	+5	72	-8	71	+4	92	+6	88	+1
DK	19	-5	8	-1	17	+4	14	+1	8	0	19	+9	11	-2	6	-1	7	0
	7	-1	18	0	10	+1	3	-4	2	-6	9	-1	18	-2	2	-6	5	0

	UK		CZ		EE		CY		LV		LT		HU		MT		PL		SI		SK		BG		HR		RO		TR		CY (tcc)	
	EB	EB	EB	EB	EB	EB	EB	EB	EB	EB	EB	EB	EB	EB	EB	EB	EB	EB	EB	EB	EB	EB	EB	EB	EB	EB	EB	EB	EB	EB		
En faveur	63,4	58,1	63,4	63,4	63,4	63,4	63,4	63,4	63,4	63,4	63,4	63,4	63,4	63,4	63,4	63,4	63,4	63,4	63,4	63,4	63,4	63,4	63,4	63,4	63,4	63,4	63,4	63,4	63,4	63,4		
Contre	71	+7	89	83	91	78	80	87	77	86	92	86	87	77	77	86	92	91	78	72	82	91	78	72	72	82	50	58	58	58		
NSP	15	+2	6	5	2	8	3	6	8	5	4	3	6	8	5	5	4	3	2	11	2	3	2	11	2	19	16	16	16	16		
	14	-8	5	12	7	14	18	7	16	9	4	4	7	16	9	4	4	6	4	4	4	6	20	16	16	16	30	30	26	26		

EUROBAROMETER 63

QB2.2 Pour chacun des pays suivants, seriez-vous favorable ou défavorable à ce qu'à l'avenir, il fasse partie de l'Union européenne ? (ROTATION)
 Norvège
 QB2.2 For each of the following countries, would you be in favour or against it becoming part of the European Union in the future? (ROTATE)
 Norway

	EU15		EU25		NMS		BE		DK		D-W		DE		D-E		EL		ES		
	EB	EB	EB	EB	EB	EB	EB	EB	EB	EB	EB	EB	EB	EB	EB	EB	EB	EB	EB	EB	
In faveur	63,4	58,1	63,4	63,4	63,4	58,1	63,4	58,1	63,4	58,1	63,4	58,1	63,4	58,1	63,4	58,1	63,4	58,1	63,4	58,1	
Contre	77	+2	78	85	+13	86	-2	90	-2	82	+1	82	+2	82	+6	83	+5	81	+5	66	-5
NSP	13	+1	12	6	-3	13	+3	7	+3	15	+7	14	+5	13	0	13	-2	10	-2	11	+3
	10	-3	10	9	-9	2	-1	3	-1	4	-7	4	-7	4	-7	4	-3	9	-3	23	+2

	FR		IE		IT		LU		NL		AT		PT		FI		SE	
	EB	EB	EB	EB	EB	EB	EB	EB	EB	EB	EB	EB	EB	EB	EB	EB	EB	EB
In faveur	63,4	58,1	63,4	58,1	63,4	58,1	63,4	58,1	63,4	58,1	63,4	58,1	63,4	58,1	63,4	58,1	63,4	58,1
Against	78	+10	73	+1	72	-9	84	+1	91	+6	70	-8	66	+3	95	+7	90	+2
DK	15	-8	9	-1	16	+7	12	+3	7	0	21	+10	13	-2	4	-1	6	-1
	7	-2	18	0	12	+2	5	-3	2	-6	8	-3	21	-1	2	-4	4	-1

	UK		CZ		EE		CY		LV		HU		MT		PL		SI		SK		BG		HR		RO		TR		CY (tcc)	
	EB	EB	EB	EB	EB	EB	EB	EB	EB	EB	EB	EB	EB	EB	EB	EB	EB	EB	EB	EB	EB	EB	EB	EB	EB	EB	EB	EB	EB	
In faveur	63,4	58,1	63,4	63,4	63,4	63,4	63,4	63,4	63,4	63,4	63,4	63,4	63,4	63,4	63,4	63,4	63,4	63,4	63,4	63,4	63,4	63,4	63,4	63,4	63,4	63,4	63,4	63,4	63,4	
Contre	73	+8	89	85	78	83	79	83	74	85	74	83	74	85	74	85	91	89	76	74	76	74	74	82	48	53	48	53		
NSP	13	-1	5	3	3	8	3	8	9	6	8	9	9	6	6	5	5	5	3	3	3	3	9	2	21	18	21	18		
	14	-8	6	12	9	14	9	14	17	9	18	9	17	9	9	4	4	6	6	21	17	17	16	16	31	31	29	29		

EUROBAROMETER 63

QB2.3 Pour chacun des pays suivants, seriez-vous favorable ou défavorable à ce qu'à l'avenir, il fasse partie de l'Union européenne ? (ROTATION)
 Bosnie-Herzégovine
 QB2.3 For each of the following countries, would you be in favour or against it becoming part of the European Union in the future? (ROTATE)
 Bosnia and Herzegovina

	EU15		EU15		EU25		NMS		BE		DK		D-W		DE		D-E		EL		ES	
	EB	EB	EB	EB	EB	EB	EB	EB	EB	EB	EB	EB	EB	EB	EB	EB	EB	EB	EB	EB	EB	EB
In faveur	63,4	58,1	63,4	63,4	63,4	58,1	63,4	58,1	63,4	58,1	63,4	58,1	63,4	58,1	63,4	58,1	63,4	58,1	63,4	58,1	63,4	58,1
Contre	39	+8	42	56	47	+17	48	+9	27	+3	27	+4	29	+9	29	+9	29	+9	55	+3	47	+2
NSP	46	-1	43	29	48	-6	39	-2	65	+9	65	+9	8	-12	7	-14	5	+10	34	+2	25	-2
	15	-6	15	15	4	-12	13	-6	8	-12	13	-6	8	-12	7	-14	5	-19	11	-5	28	0

	FR		IE		IT		LU		NL		AT		PT		FI		SE	
	EB	EB	EB	EB	EB	EB	EB	EB	EB	EB	EB	EB	EB	EB	EB	EB	EB	EB
In faveur	63,4	58,1	63,4	58,1	63,4	58,1	63,4	58,1	63,4	58,1	63,4	58,1	63,4	58,1	63,4	58,1	63,4	58,1
Against	39	+18	48	+1	37	+1	40	+7	44	+14	23	-3	43	+3	42	+13	65	+11
DK	48	-14	22	-4	46	0	53	+1	46	-6	64	+11	32	-2	51	-1	23	-7
	13	-4	30	+3	17	-1	7	-8	10	-8	12	-9	25	-1	7	-12	12	-4

	UK		CZ		EE		CY		LV		LT		HU		MT		PL		SI		SK		BG		HR		RO		TR		CY (tcc)	
	EB	EB	EB	EB	EB	EB	EB	EB	EB	EB	EB	EB	EB	EB	EB	EB	EB	EB	EB	EB	EB	EB	EB	EB	EB	EB	EB	EB	EB	EB		
In faveur	63,4	58,1	63,4	63,4	63,4	63,4	63,4	63,4	63,4	63,4	63,4	63,4	63,4	63,4	63,4	63,4	63,4	63,4	63,4	63,4	63,4	63,4	63,4	63,4	63,4	63,4	63,4	63,4	63,4	63,4		
Contre	41	+11	47	43	57	40	50	43	61	62	65	60	60	55	68	51	44	68	68	51	44	68	51	44	68	51	44	68	51	44		
NSP	38	-3	41	36	26	36	20	44	17	22	30	29	29	19	15	11	21	22	30	29	29	19	15	11	21	21	28	28	28	28		
	21	-8	12	21	17	24	30	13	22	16	6	6	12	26	17	21	21	16	6	12	12	26	17	21	21	21	28	28	28	28		

EUROBAROMETER 63

QB2.4 Pour chacun des pays suivants, seriez-vous favorable ou défavorable à ce qu'à l'avenir, il fasse partie de l'Union européenne ? (ROTATION)

Croatie

QB2.4 For each of the following countries, would you be in favour or against it becoming part of the European Union in the future? (ROTATE)

Croatia

	EU15		EU25		NMS		BE		DK		D-W		DE		D-E		EL		ES	
	EB	EB	EB	EB	EB	EB	EB	EB	EB	EB	EB	EB	EB	EB	EB	EB	EB	EB	EB	EB
In faveur	63,4	58,1	63,4	63,4	63,4	58,1	63,4	58,1	63,4	58,1	63,4	58,1	63,4	58,1	63,4	58,1	63,4	58,1	63,4	58,1
Contre	48	+13	52	72	55	+23	51	+11	42	+13	41	+11	42	+13	49	+24	58	+4	49	+1
NSP	38	-6	34	16	42	-10	36	-6	51	-2	53	0	51	-2	46	-7	33	+2	23	-1
	14	-6	14	11	3	-13	13	-5	13	-5	7	-10	6	-12	5	-17	10	-5	28	0

	FR		IE		IT		LU		NL		AT		PT		FI		SE	
	EB	EB	EB	EB	EB	EB	EB	EB	EB	EB	EB	EB	EB	EB	EB	EB	EB	EB
In faveur	63,4	58,1	63,4	58,1	63,4	58,1	63,4	58,1	63,4	58,1	63,4	58,1	63,4	58,1	63,4	58,1	63,4	58,1
Against	47	+24	53	+4	49	+6	43	+8	51	+18	45	+7	46	+4	44	+14	68	+12
DK	42	-19	19	-5	35	-5	49	-1	40	-9	46	+2	29	-3	49	-2	21	-7
	11	-5	27	0	16	-1	8	-6	9	-9	9	-9	25	-1	7	-12	11	-5

	UK		CZ		EE		CY		LV		LT		HU		MT		PL		SI		SK		BG		HR		RO		TR		CY (tcc)	
	EB	EB	EB	EB	EB	EB	EB	EB	EB	EB	EB	EB	EB	EB	EB	EB	EB	EB	EB	EB	EB	EB	EB	EB	EB	EB	EB	EB	EB			
In faveur	63,4	58,1	63,4	63,4	63,4	63,4	63,4	63,4	63,4	63,4	63,4	63,4	63,4	63,4	63,4	63,4	63,4	63,4	63,4	63,4	63,4	63,4	63,4	63,4	63,4	63,4	63,4	63,4	63,4			
Contre	48	+17	78	48	61	45	59	73	65	74	64	79	61	66	72	37	66	72	37	66	72	37	66	72	37	66	72	37	35			
NSP	32	-8	16	32	26	32	14	18	14	14	14	14	14	14	14	14	14	14	14	14	14	14	14	14	14	14	14	14	14			
	21	-8	6	20	13	23	27	9	21	12	5	8	8	26	9	20	26	9	20	26	9	20	26	9	20	26	9	20	33			

EUROBAROMETER 63

QB2.5 Pour chacun des pays suivants, seriez-vous favorable ou défavorable à ce qu'à l'avenir, il fasse partie de l'Union européenne ? (ROTATION)
 Ancienne République yougoslave de Macédoine
 QB2.5 For each of the following countries, would you be in favour or against it becoming part of the European Union in the future? (ROTATE)
 The Former Yugoslav Republic of Macedonia (FYROM)

	EU15		EU25		NMS		BE		DK		D-W		DE		D-E		EL		ES	
	EB	EB	EB	EB	EB	EB	EB	EB	EB	EB	EB	EB	EB	EB	EB	EB	EB	EB	EB	EB
In faveur	63,4	58,1	63,4	63,4	63,4	58,1	63,4	58,1	63,4	58,1	63,4	58,1	63,4	58,1	63,4	58,1	63,4	58,1	63,4	58,1
Contre	40	+10	43	57	49	+20	48	+11	29	+8	29	+8	30	+9	33	+13	45	+4	48	+3
NSP	44	-4	41	27	46	-8	38	-6	63	+3	63	+3	63	+4	61	+5	47	+2	22	-4
	16	-6	16	16	4	-13	14	-5	8	-12	8	-12	8	-12	6	-18	8	-6	29	0

	FR		IE		IT		LU		NL		AT		PT		FI		SE			
	EB	EB	EB	EB	EB	EB	EB	EB	EB	EB	EB	EB	EB	EB	EB	EB	EB	EB		
In faveur	63,4	58,1	63,4	58,1	63,4	58,1	63,4	58,1	63,4	58,1	63,4	58,1	63,4	58,1	63,4	58,1	63,4	58,1	63,4	58,1
Against	40	+17	44	0	37	+4	38	+6	47	+18	20	-1	44	+4	44	+14	63	+10	63	+10
DK	47	-13	24	-2	46	-2	53	0	43	-9	66	+8	30	-3	50	-1	24	-5	24	-5
	13	-5	32	+2	17	-2	9	-6	11	-8	14	-7	26	-1	7	-12	13	-5	13	-5

	UK		CZ		EE		CY		LV		LT		HU		MT		PL		SI		SK		BG		HR		RO		TR		CY (tcc)	
	EB	EB	EB	EB	EB	EB	EB	EB	EB	EB	EB	EB	EB	EB	EB	EB	EB	EB	EB	EB	EB	EB	EB	EB	EB	EB	EB	EB	EB			
In faveur	63,4	58,1	63,4	63,4	63,4	63,4	63,4	63,4	63,4	63,4	63,4	63,4	63,4	63,4	63,4	63,4	63,4	63,4	63,4	63,4	63,4	63,4	63,4	63,4	63,4	63,4	63,4	63,4	63,4	63,4		
Contre	44	+14	53	47	52	42	51	38	61	63	67	57	64	65	70	41	39	65	70	41	39	65	70	41	39	65	70	41	39	65		
NSP	34	-6	36	32	35	33	33	18	47	17	21	27	28	12	17	10	28	12	17	10	28	12	17	10	28	12	17	10	28	12		
	22	-9	11	21	21	25	30	16	22	22	6	15	25	19	21	21	16	6	6	15	25	19	21	16	6	15	25	19	21	16		

EUROBAROMETER 63

QB2.6 Pour chacun des pays suivants, seriez-vous favorable ou défavorable à ce qu'à l'avenir, il fasse partie de l'Union européenne ? (ROTATION)
 Serbie et Monténégro
 QB2.6 For each of the following countries, would you be in favour or against it becoming part of the European Union in the future? (ROTATE)
 Serbia and Montenegro

	EU15		EU25		NMS		BE		DK		D-W		DE		D-E		EL		ES	
	EB	EB	EB	EB	EB	EB	EB	EB	EB	EB	EB	EB	EB	EB	EB	EB	EB	EB	EB	EB
En faveur	63,4	58,1	63,4	63,4	63,4	58,1	63,4	58,1	63,4	58,1	63,4	58,1	63,4	58,1	63,4	58,1	63,4	58,1	63,4	58,1
Contre	38	+5	40	+15	46	+4	45	+4	25	+2	26	+4	26	+4	28	+7	66	+4	46	+1
NSP	47	+1	44	-3	30	-3	42	+1	68	+7	67	+7	66	+9	6	-16	8	+1	24	-2
	16	-5	16	-12	4	-4	14	-4	7	-10	7	-11	6	-3	29	0				

	FR		IE		IT		LU		NL		AT		PT		FI		SE			
	EB	EB	EB	EB	EB	EB	EB	EB	EB	EB	EB	EB	EB	EB	EB	EB	EB	EB		
En faveur	63,4	58,1	63,4	58,1	63,4	58,1	63,4	58,1	63,4	58,1	63,4	58,1	63,4	58,1	63,4	58,1	63,4	58,1	63,4	58,1
Contre	38	+12	39	-8	36	-1	37	+6	40	+11	19	-6	42	-1	37	+5	62	+7	62	+7
NSP	50	-8	28	+3	47	+2	55	+1	50	-2	69	+13	31	0	55	+6	25	-4	25	-4
	13	-4	33	+5	16	-2	8	-7	11	-8	12	-7	27	+1	8	-11	12	-4	12	-4

	UK		CZ		EE		CY		LV		LT		HU		MT		PL		SI		SK		BG		HR		RO		TR		CY (tcc)	
	EB	EB	EB	EB	EB	EB	EB	EB	EB	EB	EB	EB	EB	EB	EB	EB	EB	EB	EB	EB	EB	EB	EB	EB	EB	EB	EB	EB	EB	EB		
En faveur	63,4	58,1	63,4	63,4	63,4	63,4	63,4	63,4	63,4	63,4	63,4	63,4	63,4	63,4	63,4	63,4	63,4	63,4	63,4	63,4	63,4	63,4	63,4	63,4	63,4	63,4	63,4	63,4	63,4	63,4	63,4	
Contre	38	+6	50	39	62	38	46	37	57	61	60	57	60	48	60	57	60	48	69	32	34	34	34	34	34	34	34	34	34	34	34	
NSP	24	-6	11	22	14	26	30	13	22	16	6	13	25	19	22	16	6	13	25	19	21	21	25	19	21	21	21	21	21	21	21	

EUROBAROMETER 63

QB2.10 Pour chacun des pays suivants, seriez-vous favorable ou défavorable à ce qu'à l'avenir, il fasse partie de l'Union européenne ? (ROTATION)

Roumanie

QB2.10 For each of the following countries, would you be in favour or against it becoming part of the European Union in the future? (ROTATE)

Romania

	EU15	EU15	EU25	NMS	BE	DK	D-W	DE	D-E	EL	ES
	EB	EB	EB	EB	EB	EB	EB	EB	EB	EB	EB
	63,4	58,1	63,4	63,4	63,4	58,1	63,4	63,4	63,4	63,4	63,4
En faveur	43	+8	45	58	48	+14	27	+5	34	+12	48
Contre	44	-1	41	30	49	0	67	+6	62	+1	26
NSP	14	-6	13	12	3	-14	6	-12	4	-7	-2

	FR	IE	IT	LU	NL	AT	PT	FI	SE	
	EB	EB	EB	EB	EB	EB	EB	EB	EB	
	63,4	63,4	63,4	63,4	63,4	63,4	63,4	63,4	63,4	
In faveur	43	+19	42	-8	43	-5	50	+15	17	-5
Against	48	-13	29	+4	41	+5	41	-7	73	+12
DK	10	-6	29	+4	16	0	7	-9	10	-6

	UK	CZ	EE	CY	LV	LT	HU	MT	PL	SI	SK	BG	HR	RO	TR	CY (tcc)
	EB	EB	EB	EB	EB	EB	EB	EB	EB	EB	EB	EB	EB	EB	EB	EB
	63,4	63,4	63,4	63,4	63,4	63,4	63,4	63,4	63,4	63,4	63,4	63,4	63,4	63,4	63,4	63,4
En faveur	49	+15	48	54	74	57	60	55	61	61	59	77	65	86	43	43
Contre	32	-3	44	29	16	23	16	37	19	26	31	7	15	4	27	25
NSP	19	-11	9	18	21	24	9	20	13	6	10	16	19	10	31	32

EUROBAROMETER 63

QB2.11 Pour chacun des pays suivants, seriez-vous favorable ou défavorable à ce qu'à l'avenir, il fasse partie de l'Union européenne ? (ROTATION)
Ukraine

QB2.11 For each of the following countries, would you be in favour or against it becoming part of the European Union in the future? (ROTATE)
Ukraine

	EU25	EU15	NMS	BE	CZ	DK	D-W	DE	D-E	EE	EL	ES	FR	IE	IT	CY	LV	LT
	EB	EB	EB	EB	EB	EB	EB	EB	EB	EB	EB	EB	EB	EB	EB	EB	EB	EB
En faveur	63.4	63.4	63.4	63.4	63.4	63.4	63.4	63.4	63.4	63.4	63.4	63.4	63.4	63.4	63.4	63.4	63.4	63.4
Contre	45	41	66	46	46	43	28	30	41	58	60	49	40	44	42	69	62	70
NSP	41	45	24	50	45	44	67	64	54	27	31	24	48	26	43	20	23	11
	14	15	10	5	9	14	6	6	5	15	9	28	12	30	15	10	16	19

	LU	HU	MT	NL	AT	PL	PT	SI	SK	FI	SE	UK	BG	HR	RO	TR	CY
	EB	EB	EB	EB	EB	EB	EB	EB	EB	EB	EB	EB	EB	EB	EB	EB	EB
In favour	63.4	63.4	63.4	63.4	63.4	63.4	63.4	63.4	63.4	63.4	63.4	63.4	63.4	63.4	63.4	63.4	63.4
Against	38	49	63	40	18	76	46	68	62	40	61	45	73	67	71	43	49
DK	54	40	16	51	69	15	29	25	28	54	28	35	6	14	10	26	19
	7	10	20	10	13	10	25	7	10	6	11	20	20	19	19	30	31

EUROBAROMETER 63

QB2.12 Pour chacun des pays suivants, seriez-vous favorable ou défavorable à ce qu'à l'avenir, il fasse partie de l'Union européenne ? (ROTATION)
 Turquie

QB2.12 For each of the following countries, would you be in favour or against it becoming part of the European Union in the future? (ROTATE)
 Turkey

	EU15		EU15		EU25		NMS		BE		DK		D-W		DE		D-E		EL		ES	
	EB	EB	EB	EB	EB	EB	EB	EB	EB	EB	EB	EB	EB	EB	EB	EB	EB	EB	EB	EB	EB	EB
En faveur	63,4	58,1	63,4	63,4	63,4	58,1	63,4	58,1	63,4	58,1	63,4	58,1	63,4	58,1	63,4	58,1	63,4	58,1	63,4	58,1	63,4	58,1
Contre	32	0	35	48	36	+6	30	+3	21	-6	21	-7	20	-9	26	+3	20	-9	26	+3	42	+3
NSP	55	+6	52	38	61	+6	62	+2	74	+19	74	+20	74	+23	70	-2	74	+23	70	-2	33	-1
	13	-6	13	14	3	-12	9	-5	5	-13	5	-13	5	-14	4	-1	6	-14	4	-1	26	-1

	FR		IE		IT		LU		NL		AT		PT		FI		SE	
	EB	EB	EB	EB	EB	EB	EB	EB	EB	EB	EB	EB	EB	EB	EB	EB	EB	EB
In faveur	63,4	58,1	63,4	58,1	63,4	58,1	63,4	58,1	63,4	58,1	63,4	58,1	63,4	58,1	63,4	58,1	63,4	58,1
Against	21	-2	38	-15	33	0	22	-7	39	+3	10	-17	43	-1	31	+4	50	+12
DK	70	+6	34	+10	52	+4	72	+14	53	+5	80	+24	33	+4	66	+6	40	-8
	9	-5	29	+6	15	-4	7	-6	8	-8	10	-7	24	-3	4	-10	10	-4

	UK		CZ		EE		CY		LV		LT		HU		MT		PL		SI		SK		BG		HR		RO		TR		CY (tcc)	
	EB	EB	EB	EB	EB	EB	EB	EB	EB	EB	EB	EB	EB	EB	EB	EB	EB	EB	EB	EB	EB	EB	EB	EB	EB	EB	EB	EB	EB	EB		
En faveur	63,4	58,1	63,4	63,4	63,4	63,4	63,4	63,4	63,4	63,4	63,4	63,4	63,4	63,4	63,4	63,4	63,4	63,4	63,4	63,4	63,4	63,4	63,4	63,4	63,4	63,4	63,4	63,4	63,4	63,4		
Contre	45	+7	37	16	36	36	42	51	43	54	37	45	53	37	45	57	45	57	66	66	73	82	82	82	82	82	82	82	82	82		
NSP	37	+3	51	56	80	44	32	38	39	31	40	50	40	38	39	31	31	31	40	40	50	50	32	32	23	12	22	22	11	6		
	18	-10	12	16	3	20	27	11	18	15	7	13	7	11	18	15	15	15	7	13	13	23	23	20	20	22	22	5	6	6		

EUROBAROMETER 63

Q83.1 Pour chacune des propositions suivantes, dites-moi si vous êtes tout à fait d'accord, plutôt d'accord, plutôt pas d'accord ou pas du tout d'accord.
 La Turquie appartient en partie à l'Europe de par sa géographie
 Q83.1. For each of the following please tell me whether you totally agree, tend to agree, tend to disagree or totally disagree.
 Turkey partly belongs to Europe by its geography

	EU25	EU15	NMS	BE	CZ	DK	D-W	DE	D-E	EE	EL	ES	FR	IE	IT	CY	LV	LT
	EB	EB	EB	EB	EB	EB	EB	EB	EB	EB	EB	EB	EB	EB	EB	EB	EB	EB
Tout à fait d'accord	63,4	63,4	63,4	63,4	63,4	63,4	63,4	63,4	63,4	63,4	63,4	63,4	63,4	63,4	63,4	63,4	63,4	63,4
Plutôt d'accord	19	18	28	21	25	16	22	23	26	13	12	14	12	22	17	10	16	19
Plutôt pas d'accord	36	34	42	39	41	37	26	28	35	41	33	35	32	39	37	16	37	34
Pas du tout d'accord	20	21	14	22	18	24	26	25	23	23	20	17	22	11	22	19	17	13
NSP	13	15	4	13	7	19	22	20	13	10	31	7	28	7	12	50	7	5
D'accord	12	12	11	5	8	4	4	4	3	14	4	28	6	21	12	5	22	29
Pas d'accord	55	52	70	60	67	53	48	51	61	54	46	48	44	60	54	26	54	54
	33	36	19	35	26	43	48	46	36	32	51	24	49	19	34	69	24	18

	LU	HU	MT	NL	AT	PL	PT	SI	SK	FI	SE	UK	BG	HR	RO	TR	CY
	EB	EB	EB	EB	EB	EB	EB	EB	EB	EB	EB	EB	EB	EB	EB	EB	EB
Totally agree	63,4	63,4	63,4	63,4	63,4	63,4	63,4	63,4	63,4	63,4	63,4	63,4	63,4	63,4	63,4	63,4	63,4
Tend to agree	30	34	17	26	16	30	18	17	23	29	45	13	41	23	34	41	48
Tend to disagree	28	39	40	36	31	44	38	46	45	41	37	40	36	42	31	22	24
Totally disagree	23	16	13	22	23	11	10	24	19	20	8	17	10	13	8	10	12
DK	12	4	7	14	23	2	3	6	6	7	3	7	5	7	4	16	11
Agree	8	7	23	3	7	12	30	7	8	3	6	24	7	15	23	11	5
Disagree	58	73	57	61	47	74	57	63	68	70	82	53	77	65	65	63	72
	35	20	20	36	46	14	14	30	24	28	12	23	16	20	12	26	23

EUROBAROMETER 63

Q83.2 Pour chacune des propositions suivantes, dites-moi si vous êtes tout à fait d'accord, plutôt d'accord, plutôt pas d'accord ou pas du tout d'accord.
 La Turquie appartient en partie à l'Europe de par son histoire
 Q83.2 For each of the following please tell me whether you totally agree, tend to agree, tend to disagree or totally disagree.
 Turkey partly belongs to Europe by its history

	EU25	EU15	NMS	BE	CZ	DK	D-W	DE	D-E	EE	EL	ES	FR	IE	IT	CY	LV	LT
	EB	EB	EB	EB	EB	EB	EB	EB	EB	EB	EB	EB	EB	EB	EB	EB	EB	EB
	63,4	63,4	63,4	63,4	63,4	63,4	63,4	63,4	63,4	63,4	63,4	63,4	63,4	63,4	63,4	63,4	63,4	63,4
Tout à fait d'accord	12	10	19	9	11	7	13	13	13	9	4	11	7	13	11	1	8	11
Plutôt d'accord	30	28	42	29	31	23	22	22	24	34	15	30	24	35	33	3	26	28
Plutôt pas d'accord	25	27	18	37	34	36	31	32	36	26	28	20	28	16	25	18	25	17
Pas du tout d'accord	17	19	7	16	15	24	29	28	22	12	48	8	28	8	15	73	10	7
NSP	16	16	14	8	8	10	5	5	5	19	6	32	14	28	15	4	32	37
D'accord	42	39	61	39	42	30	35	35	37	43	19	40	31	48	45	5	34	39
Pas d'accord	42	45	25	53	49	60	61	60	58	38	76	28	55	24	41	91	35	24

	LU	HU	MT	NL	AT	PL	PT	SI	SK	FI	SE	UK	BG	HR	RO	TR	CY
	EB	EB	EB	EB	EB	EB	EB	EB	EB	EB	EB	EB	EB	EB	EB	EB	EB
	63,4	63,4	63,4	63,4	63,4	63,4	63,4	63,4	63,4	63,4	63,4	63,4	63,4	63,4	63,4	63,4	63,4
Totally agree	17	31	11	11	9	21	13	11	14	16	24	7	23	19	26	32	37
Tend to agree	23	44	34	21	26	47	26	40	44	39	38	36	29	39	34	25	25
Tend to disagree	30	13	18	37	30	14	22	31	23	31	17	21	23	17	11	13	13
Totally disagree	16	4	10	22	27	3	7	10	10	10	6	8	13	8	5	16	17
DK	14	8	27	8	7	15	32	8	9	4	15	28	11	17	25	14	7
Agree	39	75	45	32	36	68	39	51	58	56	63	43	53	58	60	58	63
Disagree	47	17	28	60	57	17	29	41	33	40	23	29	36	25	16	28	30

EUROBAROMETER 63

Q83.3 Pour chacune des propositions suivantes, dites-moi si vous êtes tout à fait d'accord, plutôt d'accord, plutôt pas d'accord ou pas du tout d'accord.
L'adhésion de la Turquie à l'Union européenne renforcerait la sécurité dans la région
Q83.3 For each of the following please tell me whether you totally agree, tend to agree, tend to disagree or totally disagree.
Turkey's accession to the European Union would strengthen the security in this region

	EU25	EU15	NMS	BE	CZ	DK	D-W	DE	D-E	EE	EL	ES	FR	IE	IT	CY	LV	LT
	EB	EB	EB	EB	EB	EB	EB	EB	EB	EB	EB	EB	EB	EB	EB	EB	EB	EB
	63,4	63,4	63,4	63,4	63,4	63,4	63,4	63,4	63,4	63,4	63,4	63,4	63,4	63,4	63,4	63,4	63,4	63,4
Tout à fait d'accord	10	9	13	7	9	13	9	9	7	10	10	8	5	11	11	9	8	11
Plutôt d'accord	29	28	32	27	28	32	19	20	22	30	29	30	26	23	33	20	28	27
Plutôt pas d'accord	25	26	25	35	34	25	31	32	37	28	24	18	26	20	22	20	27	18
Pas du tout d'accord	20	21	11	28	16	21	34	32	27	16	30	11	31	14	15	46	15	10
NSP	17	16	19	4	12	8	7	7	7	17	6	32	11	32	19	4	22	34
D'accord	38	37	45	33	37	45	28	28	29	39	39	39	32	34	44	29	36	38
Pas d'accord	45	47	36	62	51	47	65	64	64	44	55	29	57	34	37	66	41	29

	LU	HU	MT	NL	AT	PL	PT	SI	SK	FI	SE	UK	BG	HR	RO	TR	CY
	EB	EB	EB	EB	EB	EB	EB	EB	EB	EB	EB	EB	EB	EB	EB	EB	EB
	63,4	63,4	63,4	63,4	63,4	63,4	63,4	63,4	63,4	63,4	63,4	63,4	63,4	63,4	63,4	63,4	63,4
Totally agree	8	17	8	12	6	14	16	8	6	9	24	7	17	12	27	41	51
Tend to agree	18	26	26	27	14	36	27	34	30	27	39	33	27	29	28	24	24
Tend to disagree	34	25	20	32	31	21	18	33	35	39	17	23	17	22	10	12	8
Totally disagree	34	16	18	20	40	7	8	14	13	21	9	12	15	11	5	10	10
DK	6	15	29	8	9	21	31	10	15	4	11	25	20	26	29	13	7
Agree	26	43	33	40	20	50	43	42	36	36	63	40	44	41	56	65	75
Disagree	68	42	38	52	71	29	26	47	49	60	26	35	36	33	15	22	18

EUROBAROMETER 63

Q83.4 Pour chacune des propositions suivantes, dites-moi si vous êtes tout à fait d'accord, plutôt d'accord, plutôt pas d'accord ou pas du tout d'accord.
 L'adhésion de la Turquie à l'Union européenne favoriserait la compréhension mutuelle des valeurs européennes et musulmanes
 Q83.4 For each of the following please tell me whether you totally agree, tend to agree, tend to disagree or totally disagree.

Turkey's accession to the European Union would favour the mutual comprehension of European and Muslim values

	EU25	EU15	NMS	BE	CZ	DK	D-W	DE	D-E	EE	EL	ES	FR	IE	IT	CY	LV	LT
	EB 63,4	EB 63,4	EB 63,4	EB 63,4	EB 63,4	EB 63,4	EB 63,4	EB 63,4	EB 63,4	EB 63,4	EB 63,4	EB 63,4	EB 63,4	EB 63,4	EB 63,4	EB 63,4	EB 63,4	EB 63,4
Tout à fait d'accord	10	10	12	10	6	11	12	11	7	8	5	10	7	10	9	6	7	9
Plutôt d'accord	31	29	38	30	32	29	22	23	27	23	23	33	26	26	31	20	23	29
Plutôt pas d'accord	25	25	25	33	34	28	30	30	33	31	31	20	26	17	25	19	29	18
Pas du tout d'accord	19	21	10	25	17	25	30	30	27	23	31	10	30	11	20	42	20	11
NSP	15	15	15	2	11	7	6	6	5	15	9	28	10	35	15	13	21	31
D'accord	41	39	50	40	38	40	34	34	34	31	28	43	34	37	40	26	30	39
Pas d'accord	44	46	35	57	51	53	60	60	60	54	62	30	56	28	45	61	49	30

	LU	HU	MT	NL	AT	PL	PT	SI	SK	FI	SE	UK	BG	HR	RO	TR	CY
	EB 63,4	EB 63,4	EB 63,4	EB 63,4	EB 63,4	EB 63,4	EB 63,4	EB 63,4	EB 63,4	EB 63,4	EB 63,4	EB 63,4	EB 63,4	EB 63,4	EB 63,4	EB 63,4	EB 63,4
Totally agree	9	16	6	13	5	15	16	7	7	9	19	10	19	13	26	36	52
Tend to agree	28	37	26	34	18	42	29	39	34	37	41	35	29	30	30	24	22
Tend to disagree	29	24	19	27	32	21	20	32	33	34	19	18	19	24	11	16	10
Totally disagree	28	12	18	21	36	6	6	13	16	16	13	10	12	10	4	11	8
DK	7	11	30	4	8	16	30	9	12	4	9	27	21	23	29	13	9
Agree	37	53	33	47	24	57	45	46	40	46	60	45	48	43	56	59	73
Disagree	56	36	38	48	68	27	25	45	48	50	31	28	31	34	15	27	18

EUROBAROMETER 63

Q83.5 Pour chacune des propositions suivantes, dites-moi si vous êtes tout à fait d'accord, plutôt d'accord, plutôt pas d'accord ou pas du tout d'accord.
 Les différences culturelles entre la Turquie et les Etats membres de l'Union européenne sont trop importantes pour permettre cette adhésion

Q83.5 For each of the following please tell me whether you totally agree, tend to agree, tend to disagree or totally disagree.

The cultural differences between Turkey and the European Union Member States are too significant to allow for this accession

	EU25	EU15	NMS	BE	CZ	DK	D-W	DE	D-E	EE	EL	ES	FR	IE	IT	CY	LV	LT
Tout à fait d'accord	63,4	63,4	63,4	63,4	63,4	63,4	63,4	63,4	63,4	63,4	63,4	63,4	63,4	63,4	63,4	63,4	63,4	63,4
Plutôt d'accord	26	27	17	33	21	35	44	43	39	34	35	15	32	16	23	47	24	18
Plutôt pas d'accord	28	28	30	26	34	26	22	23	29	30	31	29	30	25	32	24	27	24
Pas du tout d'accord	23	22	29	29	29	21	19	19	20	20	17	21	18	20	22	10	22	21
NSP	10	10	8	11	6	12	12	12	9	4	9	6	11	8	8	15	6	5
D'accord	13	13	15	2	10	6	3	3	4	13	8	29	8	31	14	4	21	32
Pas d'accord	54	55	47	59	55	61	66	66	67	63	67	44	63	41	56	71	51	42
	33	32	37	40	35	33	31	31	29	23	26	27	29	28	30	25	28	26

	LU	HU	MT	NL	AT	PL	PT	SI	SK	FI	SE	UK	BG	HR	RO	TR	CY
Totally agree	63,4	63,4	63,4	63,4	63,4	63,4	63,4	63,4	63,4	63,4	63,4	63,4	63,4	63,4	63,4	63,4	63,4
Tend to agree	39	19	19	23	47	14	17	19	18	28	15	14	20	14	11	33	51
Tend to disagree	25	29	30	27	26	29	30	31	38	33	30	28	23	30	19	24	22
Totally disagree	21	29	18	30	15	31	17	33	28	28	27	27	27	26	24	14	9
DK	10	11	3	15	7	9	5	7	5	8	20	10	8	7	10	14	7
Agree	6	13	29	5	6	17	31	9	12	3	9	22	22	22	35	15	11
Disagree	64	48	50	49	73	43	47	51	55	60	44	41	43	45	31	57	74
	30	40	21	46	21	40	22	40	33	36	47	37	35	33	34	28	16

EUROBAROMETER 63

Q83.6 Pour chacune des propositions suivantes, dites-moi si vous êtes tout à fait d'accord, plutôt d'accord, plutôt pas d'accord ou pas du tout d'accord.
 L'adhésion de la Turquie favoriserait le rajeunissement d'une population européenne vieillissante
 Q83.6 For each of the following please tell me whether you totally agree, tend to agree, tend to disagree or totally disagree.
 Turkey's accession would favour the rejuvenation of an ageing European population

	EU25	EU15	NMS	BE	CZ	DK	D-W	DE	D-E	EE	EL	ES	FR	IE	IT	CY	LV	LT
Tout à fait d'accord	63,4 7	63,4 7	63,4 6	63,4 5	63,4 5	63,4 10	63,4 8	63,4 8	63,4 5	63,4 5	63,4 6	63,4 7	63,4 6	63,4 6	63,4 7	63,4 11	63,4 7	63,4 4
Plutôt d'accord	23	23	23	23	20	24	23	23	23	20	18	27	20	19	21	13	16	14
Plutôt pas d'accord	30	29	33	41	39	25	35	37	30	30	29	22	31	20	29	20	29	21
Pas du tout d'accord	20	21	15	24	20	18	24	24	27	23	40	11	28	11	23	44	19	19
NSP	21	21	23	7	17	24	10	10	8	22	7	34	15	45	20	13	29	42
D'accord	29	29	29	28	25	33	32	31	27	25	24	33	26	25	28	23	23	18
Pas d'accord	50	50	48	65	58	43	59	60	64	53	69	33	59	30	52	63	48	39

	LU	HU	MT	NL	AT	PL	PT	SI	SK	FI	SE	UK	BG	HR	RO	TR	CY	
Totally agree	63,4 8	63,4 6	63,4 3	63,4 7	63,4 5	63,4 7	63,4 10	63,4 6	63,4 3	63,4 5	63,4 8	63,4 6	63,4 10	63,4 9	63,4 9	63,4 14	63,4 9	63,4 47
Tend to agree	19	18	19	21	16	26	23	28	21	24	20	26	17	23	14	27	23	57
Tend to disagree	27	38	17	35	29	31	23	37	40	42	21	22	26	24	17	7	6	6
Totally disagree	28	22	17	25	40	9	9	17	22	20	21	11	21	11	14	6	5	5
DK	19	16	45	12	11	27	34	12	14	9	30	35	26	33	46	13	10	10
Agree	27	24	22	27	21	33	33	34	24	28	28	32	27	32	23	74	80	80
Disagree	54	60	34	60	68	40	32	54	62	63	42	33	47	35	31	13	11	11

EUROBAROMETER 63

Q83.7 Pour chacune des propositions suivantes, dites-moi si vous êtes tout à fait d'accord, plutôt d'accord, plutôt pas d'accord ou pas du tout d'accord.
 L'adhésion de la Turquie risquerait d'encourager l'immigration vers les pays les plus développés de l'Union européenne
 Q83.7 For each of the following please tell me whether you totally agree, tend to agree, tend to disagree or totally disagree.
 Turkey's joining could risk favouring immigration to more developed countries in the European Union

	EU25	EU15	NMS	BE	CZ	DK	D-W	DE	D-E	EE	EL	ES	FR	IE	IT	CY	LV	LT
Tout à fait d'accord	63,4	63,4	63,4	63,4	63,4	63,4	63,4	63,4	63,4	63,4	63,4	63,4	63,4	63,4	63,4	63,4	63,4	63,4
Plutôt d'accord	27	28	25	33	31	38	41	41	40	44	45	23	32	18	19	64	32	23
Plutôt pas d'accord	36	35	40	37	37	37	28	30	35	32	33	35	35	34	39	19	32	24
Pas du tout d'accord	17	17	17	19	19	16	17	17	17	9	10	12	16	11	18	4	11	13
NSP	6	7	4	7	3	5	9	8	5	2	6	4	8	3	9	8	4	6
D'accord	14	14	15	4	9	4	4	4	3	13	6	26	9	34	16	6	21	35
Pas d'accord	63	63	64	70	69	75	70	71	75	76	77	58	68	52	57	82	64	47
	23	23	21	26	22	21	26	25	22	11	16	16	23	14	27	12	15	18

	LU	HU	MT	NL	AT	PL	PT	SI	SK	FI	SE	UK	BG	HR	RO	TR	CY
Totally agree	63,4	63,4	63,4	63,4	63,4	63,4	63,4	63,4	63,4	63,4	63,4	63,4	63,4	63,4	63,4	63,4	63,4
Tend to agree	20	28	19	21	47	20	20	28	23	35	19	15	29	25	12	42	48
Tend to disagree	24	39	38	38	31	42	35	39	45	43	38	37	31	38	26	24	22
Totally disagree	25	17	11	26	11	18	12	20	17	16	19	17	11	12	15	8	9
DK	19	6	5	9	4	3	3	4	4	2	11	6	5	3	7	7	9
Agree	12	9	26	7	6	17	30	9	11	3	13	25	25	22	39	19	13
Disagree	44	67	58	59	78	63	55	67	68	79	57	52	59	63	39	65	70
	44	24	16	35	16	20	15	24	21	18	30	23	16	15	22	16	18

EUROBAROMETER 63

Q83.8 Pour chacune des propositions suivantes, dites-moi si vous êtes tout à fait d'accord, plutôt d'accord, plutôt pas d'accord ou pas du tout d'accord.
 Pour pouvoir adhérer à l'Union européenne dans une dizaine d'années, la Turquie devra respecter systématiquement les droits de l'homme

Q83.8 For each of the following please tell me whether you totally agree, tend to agree, tend to disagree or totally disagree.

To join the European Union in about ten years, Turkey will have to respect systematically Human Rights

	EU25	EU15	NMS	BE	CZ	DK	D-W	DE	D-E	EE	EL	ES	FR	IE	IT	CY	LV	LT
	EB	EB	EB	EB	EB	EB	EB	EB	EB	EB	EB	EB	EB	EB	EB	EB	EB	EB
	63,4	63,4	63,4	63,4	63,4	63,4	63,4	63,4	63,4	63,4	63,4	63,4	63,4	63,4	63,4	63,4	63,4	63,4
Tout à fait d'accord	61	63	52	78	61	90	71	71	70	60	81	51	67	51	49	44	41	42
Plutôt d'accord	23	21	33	17	28	6	15	16	20	23	14	21	21	24	28	24	29	25
Plutôt pas d'accord	4	4	4	2	4	1	4	4	4	3	1	4	2	3	8	10	4	4
Pas du tout d'accord	3	3	1	2	1	1	4	4	2	2	2	3	4	1	4	4	3	3
NSP	9	9	10	2	6	2	5	5	4	13	2	21	6	20	11	4	23	26
D'accord	84	84	85	95	88	96	86	87	90	82	95	72	88	75	76	68	70	67
Pas d'accord	7	7	5	3	5	2	9	8	6	5	3	7	6	5	12	29	7	7

	LU	HU	MT	NL	AT	PL	PT	SI	SK	FI	SE	UK	BG	HR	RO	TR	CY
	EB	EB	EB	EB	EB	EB	EB	EB	EB	EB	EB	EB	EB	EB	EB	EB	EB
	63,4	63,4	63,4	63,4	63,4	63,4	63,4	63,4	63,4	63,4	63,4	63,4	63,4	63,4	63,4	63,4	63,4
Totally agree	77	49	40	83	70	51	38	64	47	83	89	57	51	42	40	48	63
Tend to agree	11	38	36	13	17	35	30	27	37	15	7	26	30	36	25	23	17
Tend to disagree	2	4	3	2	3	4	5	2	6	1	1	3	3	4	3	6	5
Totally disagree	7	1	1	1	5	1	2	1	2	0	1	2	2	1	2	7	5
DK	2	8	21	1	6	10	25	7	9	1	2	12	15	17	31	15	9
Agree	88	87	75	96	86	86	69	91	84	97	96	83	81	78	64	71	80
Disagree	10	5	3	3	8	4	6	3	7	2	2	5	4	5	5	13	11

EUROBAROMETER 63

QB3.9 Pour chacune des propositions suivantes, dites-moi si vous êtes tout à fait d'accord, plutôt d'accord, plutôt pas d'accord ou pas du tout d'accord.
 Pour pouvoir adhérer à l'Union européenne dans une dizaine d'années, la Turquie devra avoir amélioré significativement son niveau économique
 QB3.9 For each of the following please tell me whether you totally agree, tend to agree, tend to disagree or totally disagree.
 To join the European Union in about ten years, Turkey will have to significantly improve the state of its economy

	EU25	EU15	NMS	BE	CZ	DK	D-W	DE	D-E	EE	EL	ES	FR	IE	IT	CY	LV	LT
	EB	EB	EB	EB	EB	EB	EB	EB	EB	EB	EB	EB	EB	EB	EB	EB	EB	EB
	63,4	63,4	63,4	63,4	63,4	63,4	63,4	63,4	63,4	63,4	63,4	63,4	63,4	63,4	63,4	63,4	63,4	63,4
Tout à fait d'accord	42	43	41	54	45	55	51	51	47	46	68	35	41	39	41	50	37	36
Plutôt d'accord	33	32	38	34	33	31	29	31	36	31	21	31	36	27	31	25	30	28
Plutôt pas d'accord	7	7	5	7	7	6	7	7	7	5	3	5	7	5	10	8	6	5
Pas du tout d'accord	3	3	1	3	1	2	4	4	2	2	2	3	5	1	4	13	3	3
NSP	14	14	15	3	14	7	9	8	7	16	5	27	11	28	14	4	24	28
D'accord	76	75	79	88	78	86	81	81	83	77	90	65	77	66	73	75	68	64
Pas d'accord	10	11	7	10	8	8	11	10	10	7	6	8	12	6	14	21	9	8

	LU	HU	MT	NL	AT	PL	PT	SI	SK	FI	SE	UK	BG	HR	RO	TR	CY
	EB	EB	EB	EB	EB	EB	EB	EB	EB	EB	EB	EB	EB	EB	EB	EB	EB
	63,4	63,4	63,4	63,4	63,4	63,4	63,4	63,4	63,4	63,4	63,4	63,4	63,4	63,4	63,4	63,4	63,4
Totally agree	52	39	34	53	60	40	28	57	33	57	45	29	36	35	32	52	64
Tend to agree	24	41	37	34	23	40	34	33	43	34	30	37	35	40	30	22	17
Tend to disagree	10	6	3	8	4	5	6	2	10	6	5	9	5	4	5	5	5
Totally disagree	7	1	0	2	5	1	2	0	1	0	2	3	2	2	1	1	5
DK	7	13	26	3	8	14	29	8	13	3	17	22	22	20	32	15	9
Agree	76	80	71	86	83	80	62	90	76	91	76	66	71	75	62	75	81
Disagree	17	7	3	10	9	5	9	2	11	6	7	12	7	5	6	10	10

EUROBAROMETER 63

Q2. D'après ce que vous en savez, diriez-vous que vous êtes favorable ou opposé(e) à la Constitution européenne ?
 Q2. According to what you know, would you say that you are in favour of or opposed to the European Constitution?

	EU		EU25		BE		CZ		DK		D-W		DE		D-E		EE		FR	
	EB	63.4	EB	62.1	EB	63.4	EB	62.1	EB	63.4	EB	62.1	EB	63.4	EB	62.1	EB	63.4	EB	62.1
Tout à fait favorable	10	+1	14	+1	3	-1	13	+1	9	0	13	+1	12	+1	10	+2	5	-1	12	+5
Plutôt favorable	38	-1	57	0	32	-2	47	+6	38	+3	47	+6	46	+3	44	-8	41	+14	35	-6
Plutôt opposé(e)	18	+7	14	+4	25	+10	14	+7	23	+4	15	+2	15	+2	19	+5	10	+2	27	+15
Tout à fait opposé(e)	24	-11	9	-8	30	-12	16	-14	21	-9	21	-9	21	-7	21	-1	43	-13	10	-25
Favorable	48	-1	71	+1	35	-4	47	+3	60	+7	59	+5	54	+5	54	-5	46	+14	46	-2
Opposé(e)	28	+12	20	+7	35	+15	19	+2	37	+11	19	+2	21	+4	25	+6	11	0	44	+27

	IE		CY		LV		LU		MT		NL		AT		PL		PT	
	EB	63.4	EB	62.1	EB	63.4	EB	62.1	EB	63.4	EB	62.1	EB	63.4	EB	62.1	EB	63.4
Totally in favour	9	+4	17	+12	8	+2	12	-5	10	+3	19	-1	6	0	13	+5	4	+1
Rather in favour	28	+5	28	+10	41	+6	37	-3	37	+14	31	-12	35	-4	42	+7	39	+2
Rather opposed	9	+4	7	+1	10	-2	19	+11	9	+1	21	+13	23	+4	13	+3	10	+3
Totally opposed	40	+3	4	+1	4	0	9	+5	7	+2	22	+19	13	+7	7	+1	2	+1
DK	50	-17	45	-22	37	-6	22	-9	35	-21	8	-18	23	-8	25	-16	47	-6
In favour	37	+9	44	+21	49	+8	50	-7	49	+18	49	-14	41	-3	54	+11	42	+2
Opposed	13	+8	10	0	14	-2	28	+16	16	+3	43	+32	36	+11	20	+4	11	+4

	SK		FI		SE		UK		CZ		EE		LV		MT		PL		SK		BG		HR		RO	
	EB	63.4	EB	62.1	EB	63.4	EB	62.1	EB	63.4	EB	63.4	EB	63.4	EB	63.4	EB	63.4	EB	63.4	EB	63.4	EB	63.4	EB	63.4
Tout à fait favorable	9	+1	9	+1	5	0	4	0	3	5	17	8	10	13	9	12	5	27	5	27	5	27	5	27	5	27
Plutôt favorable	48	-5	40	+5	34	+12	27	+11	32	41	28	41	39	42	48	34	21	30	48	34	21	30	48	34	21	30
Plutôt opposé(e)	16	+7	21	+5	23	+7	18	+3	25	10	7	10	9	13	16	4	9	3	16	4	9	3	16	4	9	
Tout à fait opposé(e)	3	+1	14	+5	7	-2	12	-2	10	1	4	4	7	7	3	1	6	1	3	1	6	1	3	1	6	
NSP	24	-4	16	-17	31	-17	39	-11	30	43	45	37	35	25	24	49	60	38	24	49	60	38	24	49	60	
Favorable	57	-4	48	+6	38	+11	31	+11	35	46	44	49	49	54	57	46	26	57	46	26	57	46	26	57	46	
Opposé(e)	19	+8	35	+11	30	+5	30	0	35	11	10	14	16	20	19	5	15	4	19	5	15	4	19	5	15	

TR	CY (tcc)	
	EB	63.4
Totally in favour	14	16
Rather in favour	23	28
Rather opposed	11	15
Totally opposed	12	1
DK	39	40
In favour	37	43
Opposed	24	16

QC3 Quelles sont toutes les raisons pour lesquelles vous êtes favorable à la Constitution européenne ? (SPONTANE)
 QC3 What are all the reasons why you are in favour of the European Constitution? (SPONTANEOUS)

	EU		EU25		BE		CZ		DK		D-W		DE		D-E		EE	
	EB	62.1	EB	62.1	EB	62.1	EB	62.1	EB	62.1	EB	62.1	EB	62.1	EB	62.1	EB	62.1
Indispensable pour poursuivre la construction euro	36	-2	42	+1	56	0	34	+6	38	+2	41	+2	54	+6	62.1	62.1	63.4	62.1
Indispensable pour gérer l'intégration des nouveaux	18	+1	23	-3	26	+1	22	+9	25	+5	26	+5	28	+5	7	0	23	-4
Indispensable pour le bon fonctionnement des insti	30	+8	36	+2	31	+2	31	+2	34	+9	36	+9	42	+9	15	-1	15	-1
Premiers pas vers / Symbole d'une Europe sociale	16	+2	24	+7	19	-2	17	+7	21	+4	22	+5	25	+7	6	-1	6	-1
Renforce le sentiment d'une identité européenne	23	+3	30	+7	25	+1	27	+9	30	+6	30	+6	36	+6	28	+5	12	+5
Crée une vraie citoyenneté européenne	14	0	22	+4	21	+9	8	+4	15	+6	15	+6	15	+7	5	+4	5	+4
Premier pas vers / Symbole d'une unification politique	20	+3	21	+4	28	0	20	+9	30	+7	30	+7	29	+5	16	+1	6	+2
Renforce l'Union européenne face aux Etats-Unis	22	+7	36	+8	18	-4	30	+11	26	+7	27	+6	33	+6	5	+2	5	+2
J'ai toujours été pour la construction européenne	14	-2	20	+2	15	+9	20	-10	16	-8	15	-7	12	-1	13	0	13	0
Renforce la démocratie en Europe / consultation de	20	+7	24	+3	26	+4	18	+1	23	+4	22	+4	17	+4	17	+10	17	+10
Soutien au Gouvernement national / à certains par	4	0	6	+3	15	+9	4	-2	4	+1	4	+1	3	+1	3	+1	2	+1
Je ne vois pas ce qu'il y a de négatif dans ce texte	10	+3	11	+2	8	-3	4	-1	13	+4	12	+3	8	+1	8	+1	7	+1
Autre (SPONTANE)	11	+3	9	+2	3	+2	13	+4	10	+2	8	+1	3	+1	3	-1	17	-3
NSP	8	+4	2	-2	5	+3	7	+4	7	+4	5	+1	5	+1	2	+1	14	+1

	FR		IE		CY		LV		LU		MT		NL		AT		PL	
	EB	62.1	EB	62.1	EB	62.1	EB	62.1	EB	62.1	EB	62.1	EB	62.1	EB	62.1	EB	62.1
Essential in order to pursue European construction	45	+8	23	-3	30	-3	29	+7	39	+8	8	-10	26	+2	38	+11	36	-2
Essential in order to manage the integration of the new Member States of the European Union	13	+2	25	+8	14	-1	13	+2	29	+8	6	-6	11	-9	22	+2	12	-3
Essential for the smooth running of the European institutions	30	+11	38	+14	41	+4	24	+14	47	+18	16	+3	23	-2	40	+7	26	+7
First steps towards/Symbol of a social Europe	13	-1	12	+4	6	+3	10	-1	24	-3	8	+5	16	0	23	-1	8	+4
Strengthens the feeling of a European identity	22	+7	29	+1	19	+2	14	+1	28	+10	16	-1	20	-1	34	+10	12	+1
Creates a true European citizenship	18	+2	27	+4	13	0	11	+4	13	+1	15	+4	5	-8	17	+2	9	+5
First steps towards/Symbol of a political unification of Europe	15	0	10	0	6	-1	12	+2	20	-1	8	-2	20	-4	25	+3	13	+5
Strengthens the European Union over the United States	33	+11	18	+3	22	+3	5	+2	33	+15	1	-4	15	+8	32	+13	5	+1
I've always been in favour of the European construction	19	-1	13	-2	12	0	11	+2	17	+5	6	-13	11	+1	21	+8	7	-5
Strengthens democracy in Europe/consults citizens	18	+8	26	+1	28	+16	14	+1	26	+10	36	+6	27	+2	17	-1	12	+4
Supports the national government/certain political parties	3	+1	6	-1	1	-2	2	-1	5	-5	3	-6	3	-2	7	0	1	0
I don't see what is negative in this text	7	+4	4	+3	6	-3	17	-2	8	+1	9	-1	6	+2	10	+6	17	+1
Other (SPONTANEOUS)	18	+1	7	+3	20	+6	6	-1	14	+2	14	-5	28	+11	6	0	7	-1
DK	8	+2	4	-2	3	-2	9	0	7	+1	10	+6	2	-1	2	0	9	+3

QC3 Quelles sont toutes les raisons pour lesquelles vous êtes favorable à la Constitution européenne ? (SPONTANE)
 QC3 What are all the reasons why you are in favour of the European Constitution? (SPONTANEOUS)

	PT		SK		FI		SE		UK		CZ		EE		CY		LV		MT		PL		SK	
	EB	63.4	EB	62.1	EB	63.4	EB	62.1	EB	63.4	EB	62.1	EB	63.4	EB	63.4	EB	63.4	EB	63.4	EB	63.4	EB	63.4
Indispensable pour poursuivre la construction européenne	39	+5	58	+4	25	-4	20	-7	11	-4	56	23	30	29	8	36	58							
Indispensable pour gérer l'intégration des nouveaux Etats membres de l'Union européenne	14	+4	28	+7	20	+2	7	-5	14	+2	26	7	14	13	6	12	28							
Indispensable pour le bon fonctionnement des institutions européennes	28	+7	37	+8	19	+3	14	+3	21	-1	31	15	41	24	16	26	37							
Premiers pas vers / Symbole d'une Europe sociale	12	+2	22	+9	6	+2	4	-2	10	+1	19	6	6	10	8	8	22							
Renforce le sentiment d'une identité européenne	20	+3	29	+13	10	0	13	-5	21	-2	25	12	19	14	16	12	29							
Crée une vraie citoyenneté européenne	16	-2	22	+7	11	+2	5	-4	11	-3	21	5	13	11	15	9	22							
Premier pas vers / Symbole d'une unification politique de l'Europe	10	+4	24	+3	8	+2	9	-4	14	+4	28	6	6	12	8	13	24							
Renforce l'Union européenne face aux Etats-Unis	16	+5	32	+12	5	+2	12	+3	11	-3	18	5	22	5	1	5	32							
J'ai toujours été pour la construction européenne	9	-7	21	+1	9	-2	15	-15	12	-15	15	13	12	11	6	7	21							
Renforce la démocratie en Europe / consultation des citoyens	14	+6	23	+4	23	+11	17	+4	23	+8	26	17	28	14	36	12	23							
Soutien au Gouvernement national / à certains partis politiques	3	+1	6	+4	2	0	2	-2	3	-1	15	2	1	2	3	1	6							
Je ne vois pas ce qu'il y a de négatif dans ce texte	16	+12	9	+2	10	0	5	+5	2	-3	8	7	6	17	9	17	9							
Autre (SPONTANÉ)	5	-3	2	-1	16	-2	28	+10	7	-12	3	17	20	6	14	7	2							
NSP	4	-2	2	+1	11	+3	17	+9	17	+10	5	14	3	9	10	9	2							

	BG		HR		RO		CY (tsc)	
	EB	63.4	EB	63.4	EB	63.4	EB	63.4
Essential in order to pursue European construction	55	30	27	24	38	14		
Essential in order to manage the integration of the new Member States of the European Union	35	8	24	16	16	16		
Essential for the smooth running of the European institutions	41	15	34	26	20	20		
First steps towards/Symbol of a social Europe	17	1	15	21	12	12		
Strengthens the feeling of a European identity	27	9	13	23	22	22		
Creates a true European citizenship	32	4	16	18	17	17		
First steps towards/Symbol of a political unification of Europe	19	3	17	12	10	10		
Strengthens the European Union over the United States	34	8	8	23	18	18		
I've always been in favour of the European construction	25	5	8	7	6	6		
Strengthens democracy in Europe/consults citizens	41	9	19	18	14	14		

Supports the national government/certain political parties	7	1	3	6	3
I don't see what is negative in this text	19	7	13	8	6
Other (SPONTANEOUS)	0	2	7	7	8
DK	1	5	6	12	2

EUROBAROMETER 63

QC4 Quelles sont toutes les raisons pour lesquelles vous êtes opposé(e) à la Constitution européenne ? (SPONTANÉ)
 QC4 What are all the reasons why you are opposed to the European Constitution? (SPONTANEOUS)

	EU		EU25		BE		CZ		DK		D-W		DE		D-E		EE				
	EB	63.4	EB	62.1	EB	63.4	EB	62.1	EB	63.4	EB	62.1	EB	63.4	EB	62.1	EB	63.4	EB	62.1	
La Constitution va trop loin / trop vite	14	+3	17	+4	18	+8	24	+15	26	+4	24	+5	18	+7	7	+4	7	+4	7	+4	
Perte de la souveraineté nationale	32	-5	20	+6	42	+8	42	+10	46	-1	3	+1	45	-4	42	-11	20	-2	20	-2	
La Constitution ne va pas assez loin	3	0	3	-1	9	-8	2	0	0	3	+1	3	+1	3	+1	3	+3	3	+3	3	+3
La Constitution est trop libérale sur le plan économique	9	+2	13	+1	6	-1	7	+6	9	+5	9	+4	8	+4	3	0	3	+3	3	+3	
Pas assez d'Europe sociale	15	+5	21	+8	12	-1	12	+9	18	+3	18	+3	19	+3	23	+4	7	+6	7	+6	
Trop technocratique	14	+5	17	+3	30	+16	30	+16	33	+2	33	+2	33	+2	11	+4	9	+5	9	+5	
Trop technocratique / juridique / trop de réglementation	28	+8	37	+17	24	+1	37	+22	33	+6	34	+6	34	+5	38	+4	29	+4	29	+4	
Manque d'information	18	+7	24	+9	34	+22	15	+1	14	+6	15	+5	15	+5	15	-5	19	+2	19	+2	
Trop complexe	15	+4	24	+6	4	0	22	+14	29	+3	29	+4	29	+4	27	+4	7	+3	7	+3	
Ne veut pas de la Turquie dans l'Union européenne	11	+3	10	-1	15	+3	17	-1	9	+5	9	+4	6	+1	7	0	10	+3	10	+3	
Pas assez démocratique	6	-1	2	-6	12	+5	2	-4	7	+2	7	+2	6	+1	2	-3	3	+2	3	+2	
Opposition au Gouvernement national / à certains ministres	12	-10	7	-13	9	-10	19	-12	8	-8	8	-8	9	-9	13	-12	9	-8	9	-8	
Je suis contre l'Europe / la construction européenne	20	+4	22	-1	19	-11	20	+10	25	0	24	0	24	0	20	-2	14	+3	14	+3	
Je ne vois pas ce qu'il y a de positif dans cette Constitution	6	+6	6	+6	4	+4	2	+2	12	+12	11	+11	11	+11	7	+7	3	+3	3	+3	
Pas de référence aux racines chrétiennes de l'Europe	17	+2	16	-3	6	+3	9	+4	9	+4	21	+13	17	+9	6	+2	14	+4	14	+4	
Autre (SPONTANÉ)	5	+2	2	0	7	-3	4	+2	4	+2	4	+3	4	+3	3	+3	12	+6	12	+6	
NSP	4	+2	5	+1	4	-7	4	+6	9	+6	2	-4	8	-1	1	+1	3	-2	3	-2	

	FR		IE		CY		LV		LU		MT		NL		AT		PL			
	EB	63.4	EB	62.1	EB	63.4	EB	62.1	EB	63.4	EB	62.1	EB	63.4	EB	62.1	EB	63.4	EB	62.1
The Constitution goes too far/advances too quickly	11	+3	19	+5	4	+4	6	+1	25	+7	1	-6	21	+10	19	+2	6	0	6	0
Loss of national sovereignty	18	-5	41	-16	9	-3	19	+6	24	-4	29	+11	28	-15	36	-6	23	+2	23	+2
The Constitution does not go far enough	2	-1	3	+3	0	0	3	+1	4	+4	0	0	1	0	4	+1	3	+1	3	+1
Economically speaking, the Constitution is too liberal	21	+2	9	-4	2	-3	5	+2	19	+16	0	-3	6	+1	5	-2	4	+1	4	+1
Not enough social Europe	27	+10	3	-3	3	-4	5	-4	29	+16	0	-1	8	+4	20	+5	5	-3	5	-3
Too technocratic/judicial/too much regulation	14	+3	15	-1	9	+3	6	0	18	+10	8	+8	20	+6	12	+3	8	+4	8	+4
Lack of information	25	+3	40	-2	26	+10	42	+11	44	+12	15	-11	26	+16	35	+9	19	+9	19	+9
Too complex	25	+9	20	+9	24	+15	9	+6	33	+24	10	0	16	+5	8	+5	16	+9	16	+9
Does not want Turkey in the European Union/Opposition to further enlargement	20	+1	15	+12	4	-2	1	0	42	+20	1	+1	14	-3	27	-4	2	+1	2	+1
Not democratic enough	9	+3	18	-3	18	+16	4	-2	7	-5	5	+1	14	+5	13	+4	4	+2	4	+2
Opposes the national Government/certain political parties	4	+1	15	+2	3	-4	4	+3	6	-1	6	+2	5	-1	8	-3	4	-4	4	-4
I am against Europe/European construction/European integration	9	-10	10	+8	9	-20	10	-2	5	+3	13	-8	8	-5	14	-1	4	-11	4	-11
I do not see what is positive in this Constitution	23	+14	11	+2	27	+16	12	-28	21	+8	15	-3	15	+8	41	+31	20	-12	20	-12
No reference to the Christian roots of Europe	3	+3	10	+10	13	+13	4	+4	7	+7	7	+7	6	+6	5	+5	18	+18	18	+18
Other (SPONTANEOUS)	27	+11	15	+3	24	-1	5	-2	19	0	11	-11	32	+3	8	+2	12	-5	12	-5
DK	4	+2	5	+1	4	-7	9	+6	2	-4	8	-1	1	+1	3	-2	11	+4	11	+4

EUROBAROMETER 63

QC4 Quelles sont toutes les raisons pour lesquelles vous êtes opposé(e) à la Constitution européenne ? (SPONTANÉ)
 QC4 What are all the reasons why you are opposed to the European Constitution? (SPONTANEOUS)

	PT		SK		FI		SE		UK		CZ		EE		CY		LV		MT		PL		SK	
	EB	63,4	EB	63,4	EB	62,1	EB	63,4	EB	62,1	EB	63,4	EB	63,4	EB	63,4	EB	63,4	EB	63,4	EB	63,4	EB	63,4
La Constitution va trop loin / trop vite	15	+8	16	+2	14	+5	6	-3	8	-1	18	7	4	6	1	6	1	6	16	1	6	16	1	6
Perte de la souveraineté nationale	22	-10	34	+1	34	-5	25	-5	42	-8	42	20	9	3	0	3	0	3	29	0	3	34	0	3
La Constitution est trop libérale sur le plan économique	6	+1	7	+1	3	0	3	-5	3	+1	6	3	2	3	2	5	0	4	0	4	7	4	7	0
Pas assez d'Europe sociale	13	-8	21	+5	4	-2	4	+1	2	0	12	7	3	5	0	5	0	5	0	5	21	0	5	21
Trop technocratique / juridique / trop de réglementation	4	-5	19	+10	6	+2	15	+7	14	+6	30	9	9	6	8	8	8	19	6	8	8	19	6	8
Manque d'information	48	+17	41	-2	36	+6	22	+4	26	+11	24	29	26	42	15	19	41	15	19	41	15	19	41	15
Trop complexe	10	-10	7	+2	12	+2	13	+4	15	+7	34	19	24	9	10	16	7	9	10	16	7	9	10	16
Ne veut pas de la Turquie dans l'Union européenne / Rejet d'un nouvel élargissement	6	+6	6	-2	8	+5	4	-1	4	+2	4	7	4	1	1	2	6	1	1	2	6	1	2	6
Pas assez démocratique	10	-5	19	+9	14	+3	24	+4	13	+5	15	10	18	4	5	4	19	4	5	4	19	4	5	4
Opposition au Gouvernement national / à certains partis politiques	5	-3	10	+1	3	+1	9	+1	9	-2	12	3	3	4	6	4	10	4	6	4	10	4	6	4
Je suis contre l'Europe / la construction européenne / l'intégration européenne	10	+3	7	-2	8	-11	12	-12	25	-9	9	9	9	10	13	4	7	10	13	4	7	10	13	4
Je ne vois pas ce qu'il y a de positif dans cette Constitution	18	+9	30	+15	13	+5	19	+19	13	+4	19	14	27	12	15	20	30	12	15	20	30	12	15	20
Pas de référence aux racines chrétiennes de l'Europe	0	0	14	+14	1	+1	1	+1	4	+4	4	3	13	4	7	18	14	4	7	18	14	4	7	18
Autre (SPONTANÉ)	4	-10	1	-3	15	+1	27	+3	7	-15	6	14	24	5	11	12	1	5	11	12	1	5	11	12
NSP	5	+2	3	-6	4	+2	9	+6	5	0	7	12	4	9	8	4	3	9	8	4	3	9	8	4

	BG		HR		RO		TR		CY (tcc)	
	EB	63,4	EB	63,4	EB	63,4	EB	63,4	EB	63,4
The Constitution goes too far/advances too quickly	7	4	1	8	8	8	8	8	8	8
Loss of national sovereignty	50	14	22	24	34	34	34	34	34	34
The Constitution does not go far enough	10	2	0	8	4	4	4	4	4	4
Economically speaking, the Constitution is too liberal	2	3	2	9	6	6	6	6	6	6
Not enough social Europe	20	7	12	8	7	7	7	7	7	7
Too technocratic/judicial/too much regulation	2	4	1	7	4	4	4	4	4	4
Lack of information	44	7	13	18	12	12	12	12	12	12
Too complex	22	11	10	15	19	19	19	19	19	19
Does not want Turkey in the European Union/Opposition to further enlargement	17	1	0	35	21	21	21	21	21	21
Not democratic enough	7	2	6	14	11	11	11	11	11	11
Opposes the national Government/certain political parties	2	2	13	7	4	4	4	4	4	4
I am against Europe/European construction/European integration	13	9	17	8	4	4	4	4	4	4
I do not see what is positive in this Constitution	18	17	16	16	30	30	30	30	30	30
No reference to the Christian roots of Europe	10	14	3	10	6	6	6	6	6	6

Other (SPONTANEOUS)		4	5	13	9	8	8
DK	4	10	7	8	12		

EUROBAROMETER 63

QC5.1 Pour chacune des affirmations suivantes, dites-moi si, à votre avis, elle est vraie ou fausse. Il est prévu dans la Constitution européenne que ...

L'on crée un poste de Ministre des Affaires étrangères de l'Union européenne

QC5.1 For each of the following statements, tell me if, in your opinion, it is true or false. It is planned in the European Constitution that...

The position of a Foreign Affairs Minister of the European Union will be created

	EU25		EU15		NMS		BE		CZ		DK		D-W		DE		D-E		EE		
	EB	EB	EB	EB	EB	EB	EB	EB	EB	EB	EB	EB	EB	EB	EB	EB	EB	EB	EB	EB	
Vrai	63.4	62.1	63.4	63.4	62.1	63.4	62.1	63.4	62.1	63.4	62.1	63.4	62.1	63.4	62.1	63.4	62.1	63.4	62.1	63.4	
Faux	50	-2	51	41	-1	61	-1	42	-8	42	+3	55	+3	56	-2	57	-3	62	-4	37	0
NSP	13	-2	13	15	-5	19	-5	21	+6	20	-10	20	-3	16	-3	15	-4	14	-3	7	-7
	37	+4	36	44	+6	20	+6	37	+2	37	+7	25	+7	29	+6	28	+6	24	+7	56	+7

	EL		ES		FR		IE		IT		CY		LV		LT		LU	
	EB	EB	EB	EB	EB	EB	EB	EB	EB	EB	EB	EB	EB	EB	EB	EB	EB	EB
Vrai	63.4	62.1	63.4	62.1	63.4	62.1	63.4	62.1	63.4	62.1	63.4	62.1	63.4	62.1	63.4	62.1	63.4	62.1
Faux	58	-6	46	+2	55	+6	41	+6	45	-10	52	-5	35	-6	41	-10	54	-3
DK	15	+1	10	-2	11	-2	7	-2	12	+1	7	-2	10	-2	7	-5	14	-4
	27	+6	45	+1	33	-5	52	-4	43	+9	41	+7	55	+7	52	+16	32	+6

	HU		MT		NL		AT		PL		PT		SI		SK		FI	
	EB	EB	EB	EB	EB	EB	EB	EB	EB	EB	EB	EB	EB	EB	EB	EB	EB	EB
Vrai	63.4	62.1	63.4	62.1	63.4	62.1	63.4	62.1	63.4	62.1	63.4	62.1	63.4	62.1	63.4	62.1	63.4	62.1
Faux	44	-7	40	-13	55	+12	59	0	39	-6	41	+3	64	+1	44	-6	53	-5
NSP	15	-3	10	0	17	-10	12	+2	14	-6	13	+4	9	-1	16	+1	21	+3
	40	+9	51	+14	27	-3	30	-1	46	+11	46	-8	27	+1	40	+5	25	+2

	SE		UK		CZ		EE		CY		LV		LT		HU		MT		PL		SI		SK		BG		HR		RO		CY (tcc)		TR	
	EB	EB	EB	EB	EB	EB	EB	EB	EB	EB	EB	EB	EB	EB	EB	EB	EB	EB	EB	EB	EB	EB	EB	EB	EB	EB	EB	EB	EB	EB	EB			
Vrai	63.4	62.1	63.4	62.1	63.4	63.4	63.4	63.4	63.4	63.4	63.4	63.4	63.4	63.4	63.4	63.4	63.4	63.4	63.4	63.4	63.4	63.4	63.4	63.4	63.4	63.4	63.4	63.4	63.4	63.4	63.4			
Faux	52	+5	48	-2	42	37	52	37	52	35	35	41	44	44	44	44	40	40	39	44	34	34	34	34	34	34	34	34	34	34	34			
DK	19	-6	8	-3	21	7	7	7	10	7	10	7	15	7	15	15	10	10	14	16	16	16	16	16	16	16	16	16	16	16	16			
	29	+1	44	+5	37	56	41	55	41	55	41	52	40	52	40	51	51	46	46	46	27	40	40	60	60	65	63	63	47	45	45			

EUROBAROMETER 63

QC5.2 Pour chacune des affirmations suivantes, dites-moi si, à votre avis, elle est vraie ou fausse. Il est prévu dans la Constitution européenne que ...

Au moins un million de citoyens de l'Union européenne peuvent demander l'adoption d'une loi européenne

QC5.2 For each of the following statements, tell me if, in your opinion, it is true or false. It is planned in the European Constitution that...

At least one million citizens of the European Union can request the adoption of a European law

	EU25		EU15		NMS		BE		CZ		DK		D-W		DE		D-E		EE	
	EB	EB	EB	EB	EB	EB	EB	EB	EB	EB	EB	EB	EB	EB	EB	EB	EB	EB	EB	EB
Vrai	63.4	62.1	63.4	63.4	63.4	62.1	63.4	62.1	63.4	62.1	63.4	62.1	63.4	62.1	63.4	62.1	63.4	62.1	63.4	62.1
Faux	32	-6	32	31	42	-1	17	-24	36	-6	25	-3	36	-6	35	-10	31	-24	27	-11
NSP	24	+2	24	23	34	-6	40	+19	39	+3	39	-3	29	+3	31	+5	39	+14	17	0
	44	+4	44	46	24	+7	43	+5	37	+8	37	+8	35	+3	34	+5	30	+10	55	+10

	EL		ES		FR		IE		IT		CY		LV		LT		LU	
	EB	EB	EB	EB	EB	EB	EB	EB	EB	EB	EB	EB	EB	EB	EB	EB	EB	EB
Vrai	63.4	62.1	63.4	62.1	63.4	62.1	63.4	62.1	63.4	62.1	63.4	62.1	63.4	62.1	63.4	62.1	63.4	62.1
Faux	49	-5	30	-5	39	+8	29	-2	30	-16	35	-23	23	-14	31	-12	36	-4
DK	18	-2	20	+6	20	-2	14	+5	19	+6	12	+3	23	+6	13	-4	19	-5
	33	+6	51	0	41	-6	57	-3	51	+10	53	+20	55	+9	57	+17	45	+9

	HU		MT		NL		AT		PL		PT		SI		SK		FI	
	EB	EB	EB	EB	EB	EB	EB	EB	EB	EB	EB	EB	EB	EB	EB	EB	EB	EB
Vrai	63.4	62.1	63.4	62.1	63.4	62.1	63.4	62.1	63.4	62.1	63.4	62.1	63.4	62.1	63.4	62.1	63.4	62.1
Faux	34	-17	38	-8	36	0	45	-6	34	-2	29	+4	47	-10	24	-20	26	-8
NSP	26	+9	11	+1	29	-2	20	+7	19	-4	22	+5	24	+5	28	+11	45	+6
	40	+8	51	+7	35	+2	35	-1	47	+6	49	-9	30	+6	47	+8	29	+3

	SE		UK		CZ		EE		CY		LV		LT		HU		MT		PL		SI		SK		BG		HR		RO		TR		CY (tcc)	
	EB	EB	EB	EB	EB	EB	EB	EB	EB	EB	EB	EB	EB	EB	EB	EB	EB	EB	EB	EB	EB	EB	EB	EB	EB	EB	EB	EB	EB	EB	EB			
Vrai	63.4	62.1	63.4	62.1	63.4	62.1	63.4	62.1	63.4	62.1	63.4	62.1	63.4	62.1	63.4	62.1	63.4	62.1	63.4	62.1	63.4	62.1	63.4	62.1	63.4	62.1	63.4	62.1	63.4	62.1	63.4			
Faux	22	-4	23	-7	17	27	35	23	31	34	38	34	38	34	31	34	38	38	34	38	34	47	24	24	24	24	24	24	24	24	24			
DK	37	+3	22	-1	40	17	12	23	13	26	11	19	19	19	13	26	11	11	19	19	24	24	28	6	6	6	6	6	6	6	6			
	42	+2	55	+8	43	55	53	55	53	55	55	55	57	57	40	40	51	51	47	47	30	30	47	70	70	73	71	71	71	71	71			

EUROBAROMETER 63

QC5.3 Pour chacune des affirmations suivantes, dites-moi si, à votre avis, elle est vraie ou fausse. Il est prévu dans la Constitution européenne que ...

Le Président du Conseil européen est élu directement par les citoyens européens

QC5.3 For each of the following statements, tell me if, in your opinion, it is true or false. It is planned in the European Constitution that...

The President of the European Council is directly elected by European citizens

	EU25		EU15		NMS		BE		CZ		DK		D-W		DE		D-E		EE	
	EB	EB	EB	EB	EB	EB	EB	EB	EB	EB	EB	EB	EB	EB	EB	EB	EB	EB	EB	EB
Vrai	63.4	62.1	63.4	63.4	62.1	63.4	62.1	63.4	62.1	63.4	62.1	63.4	62.1	63.4	62.1	63.4	62.1	63.4	62.1	63.4
Faux	27	-7	27	25	-5	19	-8	18	-5	24	-16	24	-18	21	-28	25	-11	21	-28	25
NSP	40	+2	40	41	-2	54	+12	62	-3	52	+10	60	+24	47	+10	50	+13	60	+24	26
	33	+5	33	34	+7	16	-4	20	+8	30	+6	28	+6	28	+6	26	+5	19	+4	49

	EL		ES		FR		IE		IT		CY		LV		LT		LU	
	EB	EB	EB	EB	EB	EB	EB	EB	EB	EB	EB	EB	EB	EB	EB	EB	EB	EB
Vrai	63.4	62.1	63.4	62.1	63.4	62.1	63.4	62.1	63.4	62.1	63.4	62.1	63.4	62.1	63.4	62.1	63.4	62.1
Faux	45	-2	38	-1	19	-4	28	+8	34	-11	25	-25	25	-4	24	-15	28	-12
DK	31	-4	18	-3	54	+4	30	-2	25	0	35	+9	28	-4	27	-1	45	+5
	24	+6	44	+3	26	-2	42	-6	41	+11	40	+16	47	+8	50	+17	27	+7

	HU		MT		NL		AT		PL		PT		SI		SK		FI	
	EB	EB	EB	EB	EB	EB	EB	EB	EB	EB	EB	EB	EB	EB	EB	EB	EB	
Vrai	63.4	62.1	63.4	62.1	63.4	62.1	63.4	62.1	63.4	62.1	63.4	62.1	63.4	62.1	63.4	62.1	63.4	
Faux	18	-9	28	-3	17	-7	24	-7	28	+1	34	+7	39	-1	27	-3	23	
NSP	55	+9	37	-4	58	-1	42	+5	37	-8	27	-2	38	+2	36	0	56	
	27	-1	35	+7	25	+8	34	+3	35	+6	38	-5	22	-2	37	+3	21	

	SE		UK		CZ		EE		CY		LV		LT		HU		MT		PL		SI		SK		BG		HR		RO		TR		CY (tcc)	
	EB	EB	EB	EB	EB	EB	EB	EB	EB	EB	EB	EB	EB	EB	EB	EB	EB	EB	EB	EB	EB	EB	EB	EB	EB	EB	EB	EB	EB	EB	EB			
Vrai	63.4	62.1	63.4	62.1	63.4	63.4	63.4	63.4	63.4	63.4	63.4	63.4	63.4	63.4	63.4	63.4	63.4	63.4	63.4	63.4	63.4	63.4	63.4	63.4	63.4	63.4	63.4	63.4	63.4	63.4				
Faux	20	-8	26	-5	19	-5	25	25	25	24	18	28	28	24	18	28	28	28	28	28	39	39	39	33	33	19	23	36	41	41				
DK	55	+6	34	-3	52	26	35	28	27	55	37	37	37	37	27	55	37	35	35	37	38	36	36	8	17	19	18	16	16	16				
	25	+2	40	+8	30	49	40	40	40	47	47	50	50	27	27	27	35	35	35	35	22	22	37	59	65	58	46	46	43	43				

EUROBAROMETER 63

QC5.4 Pour chacune des affirmations suivantes, dites-moi si, à votre avis, elle est vraie ou fausse. Il est prévu dans la Constitution européenne que ...

L'on crée un impôt direct européen

QC5.4 For each of the following statements, tell me if, in your opinion, it is true or false. It is planned in the European Constitution that...

A direct European tax will be created

	EU25		EU15		NMS		BE		CZ		DK		D-W		DE		D-E		EE	
	EB	EB	EB	EB	EB	EB	EB	EB	EB	EB	EB	EB	EB	EB	EB	EB	EB	EB	EB	EB
Vrai	63.4	62.1	63.4	63.4	62.1	63.4	62.1	63.4	62.1	63.4	62.1	63.4	62.1	63.4	62.1	63.4	62.1	63.4	62.1	63.4
Faux	24	-3	24	24	-5	33	+3	15	-4	13	-5	12	-6	11	-9	11	-9	18	0	18
NSP	39	0	40	35	49	35	+6	67	0	59	0	60	0	65	+3	24	+6	26	-6	55
	37	+3	37	41	21	32	-9	18	+5	28	+5	27	+5	24	+6	24	+6	55	+5	55

	EL		ES		FR		IE		IT		CY		LV		LT		LU		
	EB	EB	EB	EB	EB	EB	EB	EB	EB	EB	EB	EB	EB	EB	EB	EB	EB	EB	
True	63.4	62.1	63.4	62.1	63.4	62.1	63.4	62.1	63.4	62.1	63.4	62.1	63.4	62.1	63.4	62.1	63.4	62.1	63.4
False	37	+7	28	-2	21	+2	22	+6	24	-3	46	+10	23	-8	24	-9	12	-9	12
DK	31	+3	52	+3	48	+4	23	-2	26	-3	13	-16	20	-1	21	-11	63	+10	63
	31	+3	52	+3	30	-6	55	-4	51	+6	41	+6	57	+9	55	+20	26	0	26

	HU		MT		NL		AT		PL		PT		SI		SK		FI		
	EB	EB	EB	EB	EB	EB	EB	EB	EB	EB	EB	EB	EB	EB	EB	EB	EB	EB	
Vrai	63.4	62.1	63.4	62.1	63.4	62.1	63.4	62.1	63.4	62.1	63.4	62.1	63.4	62.1	63.4	62.1	63.4	62.1	63.4
Faux	16	+1	27	-11	14	-10	25	-1	23	-5	19	+2	39	+7	26	-3	16	-3	16
NSP	44	-6	30	0	64	+9	36	0	35	-4	31	+4	33	-8	31	+1	64	0	64
	40	+5	44	+11	21	0	39	+2	42	+9	50	-6	28	+1	43	+3	20	+3	20

	SE		UK		CZ		EE		CY		LV		LT		HU		MT		PL		SI		SK		BG		HR		RO		TR		CY (tcc)	
	EB	EB	EB	EB	EB	EB	EB	EB	EB	EB	EB	EB	EB	EB	EB	EB	EB	EB	EB	EB	EB	EB	EB	EB	EB	EB	EB	EB	EB	EB	EB			
True	63.4	62.1	63.4	62.1	63.4	62.1	63.4	62.1	63.4	62.1	63.4	62.1	63.4	62.1	63.4	62.1	63.4	62.1	63.4	62.1	63.4	62.1	63.4	62.1	63.4	62.1	63.4	62.1	63.4	62.1	63.4			
False	16	-5	40	-5	33	18	46	23	24	16	27	23	39	26	14	21	20	31	23	20	31	20	27	27	20	31	20	27	20	27	20			
DK	27	0	38	+7	32	55	41	57	55	40	44	42	28	43	74	69	50	44	42	42	28	43	43	74	69	50	44	42	28	43	43			
	27	0	38	+7	32	55	41	57	55	40	44	42	28	43	74	69	50	44	42	42	28	43	43	74	69	50	44	42	28	43	43			

EUROBAROMETER 63

QC5.6 Pour chacune des affirmations suivantes, dites-moi si, à votre avis, elle est vraie ou fausse. Il est prévu dans la Constitution européenne que ...
 Un État membre peut sortir de l'Union européenne s'il le souhaite
 QC5.6 For each of the following statements, tell me if, in your opinion, it is true or false. It is planned in the European Constitution that...
 A Member State can leave the European Union if it wishes to do so

	EU25		EU15		NMS		BE		CZ		DK		D-W		DE		D-E		EE			
	EB	EB	EB	EB	EB	EB	EB	EB	EB	EB	EB	EB	EB	EB	EB	EB	EB	EB	EB	EB		
Vrai	63.4	62.1	63.4	63.4	62.1	63.4	62.1	63.4	62.1	63.4	62.1	63.4	62.1	63.4	62.1	63.4	62.1	63.4	62.1	63.4		
Faux	43	-5	43	47	-2	44	-4	45	-2	60	-2	39	-8	40	-9	45	-10	54	-10	54		
NSP	25	0	25	23	40	29	+8	40	-4	29	+5	31	+1	31	+1	30	+2	9	+1	37		
	32	+5	32	30	15	27	-4	15	+6	27	-4	16	+8	29	+8	26	+8	37	+9	37		
	EL		ES		FR		IE		IT		CY		LV		LT		LU					
	EB	EB	EB	EB	EB	EB	EB	EB	EB	EB	EB	EB	EB	EB	EB	EB	EB	EB	EB	EB		
True	63.4	62.1	63.4	62.1	63.4	62.1	63.4	62.1	63.4	62.1	63.4	62.1	63.4	62.1	63.4	62.1	63.4	62.1	63.4	62.1		
False	49	-8	41	+5	45	0	36	+7	36	-11	33	-13	41	-2	37	-15	38	-1	38	-1		
DK	24	+1	16	-5	27	0	17	-2	22	+1	21	-2	18	-4	25	-1	35	-6	35	-6		
	27	+7	43	0	28	0	47	-5	42	+10	46	+14	41	+6	38	+17	27	+7	27	+7		
	HU		MT		NL		AT		PL		PT		SI		SK		FI					
	EB	EB	EB	EB	EB	EB	EB	EB	EB	EB	EB	EB	EB	EB	EB	EB	EB	EB	EB	EB		
True	63.4	62.1	63.4	62.1	63.4	62.1	63.4	62.1	63.4	62.1	63.4	62.1	63.4	62.1	63.4	62.1	63.4	62.1	63.4	62.1		
Faux	55	0	45	+1	55	+6	35	-1	47	-6	39	+3	77	+4	41	-2	62	-3	62	-3		
NSP	15	-3	20	-9	25	-9	31	0	24	-1	20	+2	8	-4	26	0	23	+1	23	+1		
	30	+3	35	+8	20	+3	33	0	29	+8	41	-5	15	0	33	+2	15	+2	15	+2		
	SE		UK		CZ		EE		LV		LT		HU		MT		PL		SI		SK	
	EB	EB	EB	EB	EB	EB	EB	EB	EB	EB	EB	EB	EB	EB	EB	EB	EB	EB	EB	EB	EB	
True	63.4	62.1	63.4	62.1	63.4	62.1	63.4	62.1	63.4	62.1	63.4	62.1	63.4	62.1	63.4	62.1	63.4	62.1	63.4	62.1	63.4	
False	56	-1	44	-5	44	54	33	41	37	55	45	47	77	41	36	33	31	40	37	40	37	
DK	30	+4	23	0	29	9	21	18	25	15	20	24	8	26	7	9	11	17	16	17	16	
	14	-3	33	+5	27	37	46	41	38	30	35	29	15	33	57	59	58	43	43	47	47	

EUROBAROMETER 63

QC5 Pour chacune des affirmations suivantes, dites-moi si, à votre avis, elle est vraie ou fausse. Il est prévu dans la Constitution européenne que ...

Moyenne

QC5 For each of the following statements, tell me if, in your opinion, it is true or false. It is planned in the European Constitution that...

Average

	EU25	EU15	NMS	BE	CZ	DK	D-W	DE	D-E	EE	EL	ES	FR	IE	IT	CY	LV	LT
	EB	EB	EB	EB	EB	EB	EB	EB	EB	EB	EB	EB	EB	EB	EB	EB	EB	EB
	63,4	63,4	63,4	63,4	63,4	63,4	63,4	63,4	63,4	63,4	63,4	63,4	63,4	63,4	63,4	63,4	63,4	63,4
Moyenne des bonnes réponses	44	44	44	55	43	58	51	52	58	37	47	35	52	35	35	37	32	35
Moyenne des mauvaises réponses	21	21	20	27	26	21	20	20	20	14	26	21	19	17	21	21	19	17
NSP	34	34	36	18	31	21	28	27	22	49	27	45	29	48	44	41	49	47

	LU	HU	MT	NL	AT	PL	PT	SI	SK	FI	SE	UK	BG	HR	RO	TR	CY
	EB	EB	EB	EB	EB	EB	EB	EB	EB	EB	EB	EB	EB	EB	EB	EB	EB
	63,4	63,4	63,4	63,4	63,4	63,4	63,4	63,4	63,4	63,4	63,4	63,4	63,4	63,4	63,4	63,4	63,4
Average of correct answers	53	50	42	59	46	44	37	55	40	56	52	36	24	22	27	30	31
Average of wrong answers	19	16	19	18	21	19	21	23	22	23	22	25	12	13	13	24	25
DK	28	34	40	23	33	36	43	23	37	21	25	40	64	65	60	46	44

EUROBAROMETER 63

QC5 Pour chacune des affirmations suivantes, dites-moi si, à votre avis, elle est vraie ou fausse. Il est prévu dans la Constitution européenne que ...
 QC5 For each of the following statements, tell me if, in your opinion, it is true or false. It is planned in the European Constitution that...

	EU25	EU15	NMS	BE	CZ	DK	D-W	DE	D-E	EE	EL	ES	FR	IE	IT	CY	LV	LT
	EB	EB	EB	EB	EB	EB	EB	EB	EB	EB	EB	EB	EB	EB	EB	EB	EB	EB
	63,4	63,4	63,4	63,4	63,4	63,4	63,4	63,4	63,4	63,4	63,4	63,4	63,4	63,4	63,4	63,4	63,4	63,4
Au moins une bonne réponse	82	82	84	94	89	94	84	85	90	70	84	72	90	72	76	78	66	74
1 bonne réponse	10	9	11	7	13	5	5	4	4	10	7	11	9	12	12	13	10	14
2 bonnes réponses	15	14	18	13	22	12	9	8	8	13	12	15	14	17	20	19	15	17
3 bonnes réponses	23	23	22	27	24	21	23	23	22	16	26	25	22	20	25	22	20	21
4 bonnes réponses	19	20	19	25	20	29	25	25	28	18	25	13	22	14	12	16	15	14
5 bonnes réponses	12	12	12	17	8	22	16	17	19	11	12	6	17	7	6	8	6	8
6 bonnes réponses	4	4	3	6	2	5	5	6	8	2	1	1	6	2	2	1	1	1
Au moins une mauvaise réponse	64	64	62	77	71	73	64	65	66	49	76	58	62	52	59	65	55	58
Au moins une réponse NSP	62	62	66	40	60	53	52	51	46	72	52	69	64	78	69	77	72	78

	LU	HU	MT	NL	AT	PL	PT	SI	SK	FI	SE	UK	BG	HR	RO	TR	CY
	EB	EB	EB	EB	EB	EB	EB	EB	EB	EB	EB	EB	EB	EB	EB	EB	EB
	63,4	63,4	63,4	63,4	63,4	63,4	63,4	63,4	63,4	63,4	63,4	63,4	63,4	63,4	63,4	63,4	63,4
At least one correct answer	94	86	79	93	85	85	74	89	81	90	93	75	57	51	62	65	67
1 correct answer	9	7	13	7	8	12	10	5	11	5	8	14	13	10	14	10	10
2 correct answers	16	13	13	11	15	19	17	10	18	10	16	17	15	14	17	14	17
3 correct answers	26	22	20	21	27	21	23	24	26	21	22	19	17	16	17	24	24
4 correct answers	25	24	17	25	19	17	16	25	17	27	29	17	9	8	9	13	11
5 correct answers	12	15	12	19	14	12	7	20	8	20	15	7	2	3	4	3	4
6 correct answers	7	5	4	11	3	4	1	5	2	7	3	1	0	0	1	1	0
At least one wrong answer	65	57	60	63	66	60	60	70	67	72	72	69	42	41	43	63	65
At least one answer DK	66	65	75	55	62	68	66	49	64	40	60	68	90	86	85	65	65

EUROBAROMETER 63

QC6 A qui vous faites-vous le plus confiance pour vous informer sur la Constitution européenne ?
 QC6 Who do you trust the most to inform you about the European Constitution?

	EU25		EU15		NMS		BE		CZ		DK		D-W		DE		D-E		EE	
	EB	EB	EB	EB	EB	EB	EB	EB	EB	EB	EB	EB	EB	EB	EB	EB	EB	EB	EB	EB
A la Commission européenne	63,4	62,1	63,4	62,1	63,4	62,1	63,4	62,1	63,4	62,1	63,4	62,1	63,4	62,1	63,4	62,1	63,4	62,1	63,4	62,1
Au Parlement européen	8	-3	7	12	15	-4	7	-2	4	-1	4	-1	7	-3	7	-3	7	-1	12	-4
Au Gouvernement (NATIONALITE)	11	-4	10	17	13	-5	15	-4	7	-2	7	-2	12	-5	13	-5	16	-6	13	0
Aux partis politiques (NATIONALITE)	16	-6	18	9	13	-5	11	-10	26	+6	25	+6	12	-7	11	-8	9	-6	32	+3
Aux élus locaux	2	-1	3	1	5	+1	2	-2	0	0	0	0	3	0	3	0	2	+1	2	0
Aux organisations religieuses / confessionnelles (NATIONALITE)	1	0	1	2	2	+1	2	+1	2	+1	2	+1	2	+1	2	+1	2	+2	1	-1
Aux journalistes	22	+6	22	22	23	+6	23	+8	17	+5	17	+5	18	+7	18	+7	18	+8	17	+8
Aux syndicats	2	0	2	1	5	0	2	+1	2	+1	1	-1	2	+1	2	+1	3	+1	2	0
Aux associations de consommateurs	5	+1	6	1	4	0	1	0	7	+3	7	+3	11	+1	11	0	11	-4	1	0
A vos proches, vos amis	12	+3	10	17	9	+1	16	+5	7	+2	7	+2	12	+2	12	+2	11	+2	8	-4
Autre (SPONTANE)	4	+1	4	3	3	+2	3	+1	1	-1	1	-1	6	+2	6	+2	8	+4	3	+2
NSP	12	+2	12	12	4	+1	15	0	4	0	4	0	13	+4	13	+5	13	+8	9	-4

	EL		ES		FR		IE		IT		CY		LV		LT		LU			
	EB	EB	EB	EB	EB	EB	EB	EB	EB	EB	EB	EB	EB	EB	EB	EB	EB	EB		
The European Commission	63,4	62,1	63,4	62,1	63,4	62,1	63,4	62,1	63,4	62,1	63,4	62,1	63,4	62,1	63,4	62,1	63,4	62,1	63,4	62,1
The European Parliament	10	0	4	-3	6	-4	6	-2	13	-5	17	+4	9	-4	16	-1	10	-4	10	-3
The (NATIONALITY) Government	13	-4	8	-3	8	-5	5	-3	14	-6	10	-3	11	0	22	0	8	-3	8	-3
The (NATIONALITY) political parties	27	-12	19	-11	13	-8	28	-4	22	0	50	+2	18	+2	12	-11	31	-5	31	-5
Local councillors	5	-2	4	0	7	+2	6	+1	3	0	3	-4	1	0	1	0	5	0	5	0
The (NATIONALITY) religious/denominational organisations	5	+3	1	-1	4	-1	2	-1	1	0	2	+1	3	+2	2	0	2	-1	2	-1
Journalists	1	-2	1	0	0	0	1	0	0	0	0	-1	1	0	2	+1	0	0	0	-1
Trade unions	23	+14	27	+11	24	+7	26	+10	21	0	7	+2	34	+6	19	+4	16	+6	16	+6
Consumer organisations	4	+1	2	0	0	0	2	+1	1	-1	0	-1	1	0	2	+2	5	+2	5	+2
Your relatives, your friends	1	0	2	+2	6	-2	3	+1	1	+1	1	0	0	0	1	0	4	+2	4	+2
Other (SPONTANEOUS)	5	+2	11	+2	15	+7	7	+1	6	+2	5	0	9	-1	7	+1	9	+2	9	+2
DK	3	0	3	+1	3	+1	3	+1	7	+5	2	0	0	-1	4	+2	5	+2	5	+2
	3	+1	18	+3	9	+3	11	-4	11	+4	2	-1	13	-3	13	+3	5	+1	5	+1

	HU		MT		NL		AT		PL		PT		SI		SK		FI			
	EB	EB	EB	EB	EB	EB	EB	EB	EB	EB	EB	EB	EB	EB	EB	EB	EB	EB		
A la Commission européenne	63,4	62,1	63,4	62,1	63,4	62,1	63,4	62,1	63,4	62,1	63,4	62,1	63,4	62,1	63,4	62,1	63,4	62,1	63,4	62,1
Au Parlement européen	15	+1	25	+6	4	-5	4	-2	13	+1	16	-3	13	-2	10	-2	7	-1	7	-1
Au Gouvernement (NATIONALITE)	33	-7	10	-1	9	-8	6	-2	13	-1	11	0	16	-3	27	-1	9	-4	9	-4
Aux partis politiques (NATIONALITE)	16	-2	18	-8	20	-11	20	-2	5	-3	17	-8	15	-6	5	-5	48	-4	48	-4
Aux élus locaux	2	-1	9	0	13	+1	6	-2	1	0	1	0	2	0	1	-2	6	+3	6	+3
Aux organisations religieuses / confessionnelles (NATIONALITE)	3	+1	1	0	1	0	4	-5	1	0	2	+1	0	0	2	+1	1	0	1	0
Aux journalistes	1	0	2	0	1	0	2	+1	2	-1	1	0	0	-1	4	0	1	0	1	0
Aux syndicats	6	+1	12	+1	24	+12	9	+2	27	+7	24	+9	25	+8	15	0	12	+4	12	+4
Aux associations de consommateurs	0	0	2	-1	4	+1	6	+3	1	0	1	0	2	+1	2	-1	2	-1	2	-1
A vos proches, vos amis	1	+1	2	+1	11	+6	9	0	1	0	2	+1	1	0	2	+1	3	+1	3	+1
Autre (SPONTANE)	7	+2	5	0	7	+4	11	+1	23	+1	8	+4	10	+3	16	+1	5	0	5	0
NSP	2	+1	5	0	2	0	7	+3	3	0	2	0	8	-1	2	0	3	+1	3	+1
	14	+5	10	+2	4	+1	16	+3	10	-2	17	-2	7	+2	14	+6	3	0	3	0

EUROBAROMETER 63

QC6 A qui vous faites-vous le plus confiance pour vous informer sur la Constitution européenne ?
 QC6 Who do you trust the most to inform you about the European Constitution?

	SE		UK		CZ	EE	CY	LV	LT	HU	MT	PL	SI	SK	BG	HR	RO	TR	CY (tcc)
	EB	63.4	EB	63.4	EB	63.4	EB	63.4	EB	63.4	EB	63.4	EB	63.4	EB	63.4	EB	63.4	EB
The European Commission	8	+2	4	0	7	12	17	9	16	15	25	13	13	10	6	8	16	4	9
The European Parliament	12	+2	7	+2	15	13	10	11	22	33	10	13	16	27	12	13	10	6	6
The (NATIONALITY) Government	22	-7	20	-3	11	32	50	18	12	16	18	5	15	5	9	12	20	62	32
The (NATIONALITY) political parties	14	0	4	-2	2	2	3	1	1	2	9	1	2	1	2	1	2	2	5
Local councillors	2	0	4	0	2	1	2	3	2	3	1	1	0	2	1	0	3	0	1
The (NATIONALITY) religious/denominational organisations	1	+1	1	-1	2	1	1	1	2	1	2	2	0	4	0	3	2	1	0
Journalists	22	+5	24	+6	23	17	7	34	19	6	12	27	25	15	23	17	25	6	8
Trade unions	2	+1	3	0	2	2	0	1	2	0	2	1	1	2	0	2	0	1	1
Consumer organisations	3	-1	5	+1	1	1	1	0	1	1	2	1	1	2	0	3	0	0	0
Your relatives, your friends	7	-1	12	0	16	8	5	9	7	7	5	23	10	16	17	16	5	8	3
Other (SPONTANEOUS)	2	0	3	-1	3	3	2	0	4	2	5	3	8	2	3	3	1	1	6
DK	5	-2	15	0	15	9	2	13	13	14	10	10	7	14	27	21	17	9	29

EUROBAROMETER 63

QC7 Nous aimerions connaître la probabilité que vous alliez voter à un référendum qui sera / serait organisé en (NOTRE PAYS) pour ratifier le texte de la Constitution européenne. Sur une échelle allant de 1 à 10, 1 signifiant que vous seriez certain(e) de ne pas aller voter et 10 que vous seriez certain(e) d'aller voter à ce référendum, où vous situeriez-vous ? Les notes intermédiaires vous permettent de nuancer votre attitude.

QC7 We would like to know the likelihood of you voting in a referendum in (OUR COUNTRY) to ratify the text of the European Constitution. On a scale from 1 to 10, where 1 means that you would be certain of not going to vote and 10 means that you would be certain of going to vote in this referendum, where would you place yourself ? The intermediate scores allow you to qualify your attitude.

	CZ		DK		FR		IE		NL		PL		PT		UK	
	EB	EB	EB	EB	EB	EB	EB	EB	EB	EB	EB	EB	EB	EB	EB	EB
1 N'IRAIT PAS VOTER	63.4	62.1	63.4	62.1	63.4	62.1	63.4	62.1	63.4	62.1	63.4	62.1	63.4	62.1	63.4	62.1
2	19	+5	3	-4	15	+6	5	-1	5	0	16	+4	12	+4	10	-1
3	3	-1	0	-1	1	0	3	+2	1	0	2	+2	4	+2	4	+2
4	4	-2	1	-1	2	0	3	+1	2	0	5	+1	5	+1	3	+1
5	3	-1	1	-1	1	-2	4	+3	2	0	3	-1	3	-1	4	+1
6	11	0	3	-2	3	-7	8	+3	5	-3	16	+3	11	+3	11	+2
7	5	-2	1	-1	2	0	6	+1	4	-4	7	0	6	0	5	0
8	5	-5	2	-1	2	-3	7	+3	4	-8	6	+1	10	+1	8	0
9	10	-3	3	-4	4	-6	13	+3	7	-8	8	-1	13	-1	9	-1
10 IRAIT VOTER	6	-2	2	-3	4	-2	12	+5	5	-2	6	+1	11	+1	4	-1
NSP	32	+14	81	+15	63	+13	32	-18	62	+22	26	-3	17	-3	39	-4
	3	-2	1	0	4	+2	8	-2	5	+4	5	-6	8	-6	4	+2

EUROBAROMETER 63

QC8.1 Pour chacune des propositions suivantes, dites-moi si vous êtes tout à fait d'accord, plutôt d'accord, plutôt pas d'accord ou pas du tout d'accord. Si tous les Etats membres adoptaient le traité établissant une Constitution pour l'Europe, cela rendrait le fonctionnement de l'Union européenne ... ?

Plus démocratique

QC8.1 For each of the following please tell me whether you totally agree, tend to agree, tend to disagree or totally disagree. If all Member States adopt the Treaty establishing a Constitution for Europe, it will make the running of the European Union...

More democratic

	EU25	EU15	NMS	BE	CZ	DK	D-W	DE	D-E	EE	EL	ES	FR	IE	IT	CY	LV	LT
Tout à fait d'accord	63,4	63,4	63,4	63,4	63,4	63,4	63,4	63,4	63,4	63,4	63,4	63,4	63,4	63,4	63,4	63,4	63,4	63,4
Plutôt d'accord	19	19	18	25	8	20	18	19	20	16	27	22	16	15	26	41	17	27
Plutôt pas d'accord	15	15	14	14	25	21	17	18	19	12	13	10	19	9	7	5	15	8
Pas du tout d'accord	5	5	3	3	7	8	5	5	7	3	4	2	10	2	1	2	2	1
NSP	16	16	17	5	15	13	14	12	8	25	17	18	14	32	15	17	25	18
D'accord	64	64	65	77	53	58	64	64	66	61	67	70	57	57	77	76	58	73
Pas d'accord	20	20	17	18	31	29	22	23	26	15	16	12	29	11	8	7	17	9

	LU	HU	MT	NL	AT	PL	PT	SI	SK	FI	SE	UK	BG	HR	RO	TR	CY
Totally agree	63,4	63,4	63,4	63,4	63,4	63,4	63,4	63,4	63,4	63,4	63,4	63,4	63,4	63,4	63,4	63,4	63,4
Tend to agree	17	21	18	24	13	18	18	22	15	18	18	10	37	20	44	44	38
Tend to disagree	20	11	8	20	24	12	6	13	19	23	18	18	5	14	34	26	24
Totally disagree	5	2	4	8	9	2	2	1	3	8	9	8	1	3	0	6	5
DK	16	12	25	7	17	20	25	10	9	8	17	25	25	22	18	17	24
Agree	59	75	64	65	50	65	67	76	69	62	56	49	69	61	78	70	63
Disagree	25	13	11	28	34	15	8	14	22	31	27	26	6	17	4	13	13

EUROBAROMETER 63

QC8.2 Pour chacune des propositions suivantes, dites-moi si vous êtes tout à fait d'accord, plutôt d'accord, plutôt pas d'accord ou pas du tout d'accord. Si tous les Etats membres adoptaient le traité établissant une Constitution pour l'Europe, cela rendrait le fonctionnement de l'Union européenne ... ?
Plus efficace

QC8.2 For each of the following please tell me whether you totally agree, tend to agree, tend to disagree or totally disagree. If all Member States adopt the Treaty establishing a Constitution for Europe, it will make the running of the European Union...
More efficient

	EU25	EU15	NMS	BE	CZ	DK	D-W	DE	D-E	EE	EL	ES	FR	IE	IT	CY	LV	LT
Tout à fait d'accord	63,4	63,4	63,4	63,4	63,4	63,4	63,4	63,4	63,4	63,4	63,4	63,4	63,4	63,4	63,4	63,4	63,4	63,4
Plutôt d'accord	19	19	18	25	10	19	17	17	18	17	29	24	17	13	25	42	17	26
Plutôt pas d'accord	15	16	14	14	23	22	22	22	24	8	11	8	19	12	7	5	13	8
Pas du tout d'accord	5	6	3	3	6	8	6	7	9	2	3	2	10	3	1	2	2	1
NSP	16	16	17	5	15	12	14	13	8	26	17	20	13	32	14	17	25	20
D'accord	63	63	66	79	56	58	58	59	59	64	69	69	58	53	78	77	60	71
Pas d'accord	21	22	16	17	29	30	28	29	33	10	14	11	29	15	7	6	15	9

	LU	HU	MT	NL	AT	PL	PT	SI	SK	FI	SE	UK	BG	HR	RO	TR	CY
Totally agree	63,4	63,4	63,4	63,4	63,4	63,4	63,4	63,4	63,4	63,4	63,4	63,4	63,4	63,4	63,4	63,4	63,4
Tend to agree	21	20	18	21	17	19	18	24	14	15	19	10	37	21	45	43	39
Tend to disagree	16	15	8	20	18	11	6	13	16	23	15	19	3	13	3	7	7
Totally disagree	4	2	3	9	9	2	2	1	3	7	6	9	1	3	1	7	3
DK	15	14	25	7	18	20	26	10	10	8	17	24	26	21	18	18	25
Agree	65	69	65	63	55	66	67	76	71	62	62	47	70	63	78	68	65
Disagree	20	17	10	29	27	14	8	13	19	30	21	28	4	16	4	14	11

EUROBAROMETER 63

QC8.3 Pour chacune des propositions suivantes, dites-moi si vous êtes tout à fait d'accord, plutôt d'accord, plutôt pas d'accord ou pas du tout d'accord. Si tous les Etats membres adoptaient le traité établissant une Constitution pour l'Europe, cela rendrait le fonctionnement de l'Union européenne ... ?

Plus transparent

QC8.3 For each of the following please tell me whether you totally agree, tend to agree, tend to disagree or totally disagree. If all Member States adopt the Treaty establishing a Constitution for Europe, it will make the running of the European Union...

More transparent

	EU25	EU15	NMS	BE	CZ	DK	D-W	DE	D-E	EE	EL	ES	FR	IE	IT	CY	LV	LT
Tout à fait d'accord	63,4	63,4	63,4	63,4	63,4	63,4	63,4	63,4	63,4	63,4	63,4	63,4	63,4	63,4	63,4	63,4	63,4	63,4
Plutôt d'accord	16	16	17	19	9	10	14	14	13	14	23	19	13	11	25	38	13	22
Plutôt pas d'accord	18	19	14	21	24	34	24	24	26	16	16	11	28	14	7	6	19	9
Pas du tout d'accord	7	7	3	6	6	14	8	8	11	4	6	4	14	4	1	2	3	2
NSP	19	19	19	6	19	15	15	14	10	27	19	23	16	37	16	19	32	22
D'accord	56	55	64	68	50	37	53	53	53	53	58	62	43	45	75	74	46	67
Pas d'accord	25	27	17	26	31	48	32	33	37	20	23	15	41	18	9	8	22	11

	LU	HU	MT	NL	AT	PL	PT	SI	SK	FI	SE	UK	BG	HR	RO	TR	CY
Totally agree	63,4	63,4	63,4	63,4	63,4	63,4	63,4	63,4	63,4	63,4	63,4	63,4	63,4	63,4	63,4	63,4	63,4
Tend to agree	14	20	16	12	16	17	17	24	15	10	10	9	34	20	39	42	33
Tend to disagree	37	47	38	39	30	49	47	52	53	42	30	35	32	40	33	25	28
Totally disagree	23	14	10	27	23	11	8	12	17	28	18	20	6	12	5	8	8
Totally disagree	7	3	3	10	12	3	2	1	5	7	10	8	1	3	2	7	4
DK	19	17	33	11	19	20	27	10	10	14	33	28	27	25	21	19	27
Agree	51	67	54	51	46	66	64	76	68	51	39	43	65	59	72	67	61
Disagree	30	17	14	37	35	14	10	13	22	35	28	28	7	15	7	14	12

EUROBAROMETER 63

QC9.1 Et pour chacune des propositions suivantes, dites-moi si vous êtes tout à fait d'accord, plutôt d'accord, plutôt d'accord ou pas du tout d'accord. Si tous les Etats membres adoptaient le traité établissant une Constitution pour l'Europe, cela rendrait l'Union européenne ...

Plus forte dans le monde

QC9.1 For each of the following please tell me whether you totally agree, tend to agree, tend to disagree or totally disagree. If all Member States adopt the Treaty establishing a Constitution for Europe, it will make the European Union...
Stronger in the world

	EU25	EU15	NMS	BE	CZ	DK	D-W	DE	D-E	EE	EL	ES	FR	IE	IT	CY	LV	LT
Tout à fait d'accord	63,4	63,4	63,4	63,4	63,4	63,4	63,4	63,4	63,4	63,4	63,4	63,4	63,4	63,4	63,4	63,4	63,4	63,4
Plutôt d'accord	25	26	21	36	20	29	29	30	32	22	36	29	26	23	26	45	24	12
Plutôt pas d'accord	11	11	13	9	17	11	11	12	12	10	8	5	15	6	10	4	11	22
Pas du tout d'accord	4	4	3	3	5	4	4	4	6	2	2	1	6	2	2	1	1	5
NSP	14	13	16	3	12	10	10	9	5	24	16	16	9	24	16	13	21	21
D'accord	71	72	69	85	66	75	75	75	77	64	73	78	70	68	73	82	66	52
Pas d'accord	15	15	15	12	22	15	15	16	18	12	12	6	21	8	11	5	13	26

	LU	HU	MT	NL	AT	PL	PT	SI	SK	FI	SE	UK	BG	HR	RO	TR	CY
Totally agree	36	28	22	31	24	19	21	30	26	25	36	13	42	28	50	49	42
Tend to agree	41	50	43	43	37	48	52	49	54	47	39	48	29	42	32	23	23
Tend to disagree	11	9	8	15	19	12	5	11	11	16	9	14	2	10	2	6	8
Totally disagree	3	2	2	6	7	2	1	1	2	5	4	5	0	2	1	1	3
DK	9	12	24	5	14	18	22	9	7	8	12	21	26	19	16	17	25
Agree	77	78	66	74	60	67	73	79	80	72	75	61	71	69	82	73	65
Disagree	14	10	11	20	26	15	6	12	13	20	13	18	3	12	2	11	10

EUROBAROMETER 63

QC9.2 Et pour chacune des propositions suivantes, dites-moi si vous êtes tout à fait d'accord, plutôt d'accord, plutôt pas d'accord ou pas du tout d'accord. Si tous les Etats membres adoptaient le traité établissant une Constitution pour l'Europe, cela rendrait l'Union européenne ...

Plus compétitive économiquement

QC9.2 For each of the following please tell me whether you totally agree, tend to agree, tend to disagree or totally disagree. If all Member States adopt the Treaty establishing a Constitution for Europe, it will make the European Union...
More competitive economically

	EU25	EU15	NMS	BE	CZ	DK	D-W	DE	D-E	EE	EL	ES	FR	IE	IT	CY	LV	LT
Tout à fait d'accord	63,4	63,4	63,4	63,4	63,4	63,4	63,4	63,4	63,4	63,4	63,4	63,4	63,4	63,4	63,4	63,4	63,4	63,4
Plutôt d'accord	19	20	18	23	17	17	18	20	25	21	34	28	17	19	24	42	22	16
Plutôt pas d'accord	16	17	14	16	20	23	25	24	20	9	8	7	20	9	11	5	13	9
Pas du tout d'accord	4	5	3	3	5	5	6	6	8	2	2	1	8	2	1	1	1	2
NSP	16	16	19	5	14	14	11	10	7	24	17	19	12	27	16	17	22	20
D'accord	63	63	64	76	61	58	58	59	65	64	72	72	60	62	72	77	64	68
Pas d'accord	21	22	17	19	25	28	31	30	29	11	11	8	28	11	12	7	14	12

	LU	HU	MT	NL	AT	PL	PT	SI	SK	FI	SE	UK	BG	HR	RO	TR	CY
Totally agree	63,4	63,4	63,4	63,4	63,4	63,4	63,4	63,4	63,4	63,4	63,4	63,4	63,4	63,4	63,4	63,4	63,4
Tend to agree	26	26	19	19	20	14	19	26	22	19	14	10	38	26	48	45	38
Tend to disagree	39	49	45	43	37	46	48	50	52	44	40	40	31	41	31	23	26
Totally disagree	17	10	9	24	21	14	7	13	15	23	19	19	4	10	3	8	7
DK	5	1	2	6	8	3	2	1	2	5	7	6	0	2	1	5	3
Agree	13	14	26	8	15	23	24	10	10	9	20	25	26	20	17	19	26
Disagree	65	74	63	61	56	60	67	76	74	63	54	50	70	67	80	68	64
	22	12	11	30	29	17	9	14	16	28	26	25	4	13	4	13	10

EUROBAROMETER 63

QC9.3 Et pour chacune des propositions suivantes, dites-moi si vous êtes tout à fait d'accord, plutôt d'accord, plutôt d'accord ou pas du tout d'accord. Si tous les Etats membres adoptaient le traité établissant une Constitution pour l'Europe, cela rendrait l'Union européenne ...

Plus sociale

QC9.3 For each of the following please tell me whether you totally agree, tend to agree, tend to disagree or totally disagree. If all Member States adopt the Treaty establishing a Constitution for Europe, it will make the European Union...

More socially-minded

	EU25	EU15	NMS	BE	CZ	DK	D-W	DE	D-E	EE	EL	ES	FR	IE	IT	CY	LV	LT
Tout à fait d'accord	63,4	63,4	63,4	63,4	63,4	63,4	63,4	63,4	63,4	63,4	63,4	63,4	63,4	63,4	63,4	63,4	63,4	63,4
Plutôt d'accord	14	14	12	15	8	8	10	10	9	16	24	23	12	14	24	41	17	14
Plutôt pas d'accord	39	39	42	52	37	32	34	33	30	44	36	45	31	39	50	38	41	50
Pas du tout d'accord	22	22	20	23	30	35	32	33	39	11	16	10	29	13	9	4	16	10
NSP	7	7	4	4	7	10	11	12	15	3	6	2	2	2	2	1	2	2
D'accord	17	17	22	5	18	14	13	12	7	26	18	20	13	32	16	16	24	24
Pas d'accord	53	53	54	67	44	40	44	43	39	60	61	68	44	53	74	79	58	64
	29	30	25	27	37	46	42	45	54	14	22	12	44	15	11	5	18	12

	LU	HU	MT	NL	AT	PL	PT	SI	SK	FI	SE	UK	BG	HR	RO	TR	CY
Totally agree	63,4	63,4	63,4	63,4	63,4	63,4	63,4	63,4	63,4	63,4	63,4	63,4	63,4	63,4	63,4	63,4	63,4
Tend to agree	16	19	17	7	12	10	19	18	14	11	11	7	35	21	44	46	37
Tend to disagree	37	49	48	34	27	40	47	50	43	41	33	39	31	37	33	23	25
Totally disagree	24	15	6	38	29	20	8	20	24	31	24	22	5	15	4	7	8
DK	9	3	2	11	15	5	1	2	5	6	10	5	1	4	1	5	4
Agree	14	15	27	10	17	26	24	11	13	10	23	26	29	22	18	19	27
Disagree	53	67	65	41	39	49	66	68	58	52	43	46	66	58	77	70	61
	33	18	8	49	44	25	10	22	29	38	34	27	5	19	5	11	12

EUROBAROMETER 63

QD1.3 Comment jugez-vous la situation actuelle de chacun des domaines suivants ?
La situation de l'emploi en (NOTRE PAYS)
QD1.3 How would you judge the current situation in each of the following?
The employment situation in (OUR COUNTRY)

	EU25		EU15		NMS		BE		CZ		DK		D-W		DE		D-E		EE			
	EB	63.4	EB	63.4	EB	62.1	EB	63.4	EB	62.1	EB	63.4	EB	62.1	EB	63.4	EB	62.1	EB	63.4	EB	62.1
Très bonne	2	0	3	1	1	0	1	+1	8	0	1	+1	0	0	0	0	0	0	0	0	0	0
Plutôt bonne	18	-1	21	7	15	-3	13	+3	60	+1	60	+1	2	-1	2	-1	1	-1	25	+8	25	+8
Plutôt mauvaise	42	-1	43	40	65	+2	51	+7	28	+1	28	+1	34	-8	33	-7	28	-3	60	-1	60	-1
Très mauvaise	35	+2	32	52	19	+3	34	-8	2	-2	63	+11	65	+10	65	+10	71	+6	12	-8	12	-8
NSP	2	-1	2	1	0	-1	0	-4	1	0	1	0	0	-3	0	-3	0	-1	2	0	2	0
Bonne	21	-1	23	8	16	-4	14	+4	68	+1	68	+1	3	0	2	-1	1	-1	25	+8	25	+8
Mauvaise	78	+2	75	91	84	+4	85	-1	31	0	31	0	97	+3	97	+2	99	+1	73	-8	73	-8

	EL		ES		FR		IE		IT		CY		LV		LT		LU			
	EB	63.4	EB	62.1	EB	63.4	EB	62.1	EB	63.4	EB	62.1	EB	63.4	EB	62.1	EB	63.4	EB	62.1
Very good	1	+1	2	-1	0	0	27	+3	3	0	4	-2	0	0	1	0	5	-3	5	-3
Rather good	5	-3	30	+1	4	-4	56	+1	16	+1	37	-11	12	+2	23	+4	46	-3	46	-3
Rather bad	47	+5	50	-3	52	-9	47	+3	47	+3	47	+14	58	+12	51	+4	42	+7	42	+7
Very bad	46	-3	13	0	43	+14	2	-1	31	-4	8	-2	28	-13	20	-5	6	-1	6	-1
DK	1	+3	1	+3	1	-2	2	-2	2	-2	3	0	2	0	6	-1	1	0	1	0
Good	6	-2	32	+1	4	-4	83	+5	20	+3	41	-13	12	+2	23	+3	51	-6	51	-6
Bad	93	+2	63	-4	95	+5	15	-3	78	0	55	+11	86	-2	71	-1	48	+6	48	+6

	HU		MT		NL		AT		PL		PT		SI		SK		FI			
	EB	63.4	EB	62.1	EB	63.4	EB	62.1	EB	63.4	EB	62.1	EB	63.4	EB	62.1	EB	63.4	EB	62.1
Très bonne	0	0	1	+1	1	0	3	0	0	0	0	0	2	+2	1	+1	1	0	1	0
Plutôt bonne	5	-4	18	-3	37	-2	36	-1	3	+1	3	0	15	-3	5	+1	30	-6	30	-6
Plutôt mauvaise	51	+4	52	+5	53	+1	46	-3	30	+7	39	-7	60	+4	42	+7	57	+5	57	+5
Très mauvaise	43	+1	27	+2	9	+2	14	+6	66	-7	57	+7	23	-2	52	-7	11	+1	11	+1
NSP	1	-2	2	-1	0	-1	1	-1	1	0	1	0	1	0	1	0	0	0	0	0
Bonne	5	-4	18	-3	38	-2	39	-1	3	+1	3	0	17	-1	6	+2	31	-6	31	-6
Mauvaise	94	+6	79	+3	62	+3	59	+2	96	-1	96	+1	83	+2	94	-1	69	+7	69	+7

	SE		UK		CZ		EE		CY		LV		LT		HU		MT		PL		SI		SK		BG		HR		RO		CY (tcc)		TR	
	EB	63.4	EB	62.1	EB	63.4	EB	63.4	EB	63.4	EB	63.4	EB	63.4	EB	63.4	EB	63.4	EB	63.4	EB	63.4	EB	63.4	EB	63.4	EB	63.4	EB	63.4	EB	63.4		
Very good	1	0	7	-2	1	0	4	0	1	0	1	0	1	0	1	0	1	0	2	1	2	1	1	0	0	0	1	6	5	5	5			
Rather good	18	-17	51	-2	13	25	37	12	23	0	12	23	5	1	15	5	18	3	15	5	15	5	5	5	1	16	25	17	16	25	16	25		
Rather bad	59	+8	29	+4	51	60	47	58	51	51	58	51	51	30	60	42	52	30	60	42	45	45	45	45	32	51	50	41	50	41	50	41		
Very bad	21	+10	7	-2	34	12	8	28	20	43	27	66	23	66	23	52	47	66	23	52	47	66	23	52	47	66	38	25	25	25	25			
DK	1	0	6	+2	0	2	3	2	2	6	1	2	6	1	2	6	1	2	6	1	2	6	1	2	6	1	3	3	2	3	2			
Good	19	-17	58	-4	14	25	41	12	23	5	18	23	5	18	23	5	18	23	5	18	23	5	18	23	5	18	23	5	18	23	5	18		
Bad	80	+18	36	+2	85	73	55	86	71	94	79	94	79	96	83	94	79	96	83	94	79	96	83	94	79	96	90	75	90	75	90			

EUROBAROMETER 63

QD1.4. Comment jugez-vous la situation actuelle de chacun des domaines suivants ?
 La situation de l'environnement en (NOTRE PAYS)
 QD1.4. How would you judge the current situation in each of the following?
 The situation of the environment in (OUR COUNTRY)

	EU25		EU15		NMS		BE		CZ		DK		D-W		DE		D-E		EE	
	EB	62.1	EB	62.1	EB	62.1	EB	62.1	EB	62.1	EB	62.1	EB	62.1	EB	62.1	EB	62.1	EB	62.1
Très bonne	4	0	4	3	0	0	5	4	8	2	11	4	8	7	7	7	7	7	1	-1
Plutôt bonne	47	+6	48	42	54	+5	54	+17	66	+8	66	+6	60	+6	61	+6	68	+6	57	+5
Plutôt mauvaise	36	-4	35	42	36	-3	35	-10	19	-3	19	-3	27	-5	25	-5	21	-6	37	0
Très mauvaise	8	-3	8	11	6	-3	5	-7	2	0	2	0	4	-1	4	-1	2	-1	2	-3
NSP	4	0	5	3	1	+1	1	-3	2	-1	2	-1	2	-3	2	-2	2	0	3	-2
Bonne	51	+6	53	45	56	+5	59	+21	78	+4	78	+4	67	+8	69	+8	75	+7	58	+4
Mauvaise	44	-7	43	52	43	-5	40	-18	21	-3	21	-3	31	-5	29	-6	23	-6	39	-3

	EL		ES		FR		IE		IT		CY		LV		LT		LU	
	EB	62.1	EB	62.1	EB	62.1	EB	62.1	EB	62.1	EB	62.1	EB	62.1	EB	62.1	EB	62.1
Very good	6	+3	2	-1	1	0	10	+2	3	0	9	+2	2	0	2	+1	8	-1
Rather good	44	+11	36	-1	43	+3	50	+2	39	+11	53	0	52	+4	46	0	65	+3
Rather bad	34	-5	44	-1	42	-4	31	-2	39	-8	32	+2	33	-5	36	+2	22	-3
Very bad	14	-10	7	-3	10	0	7	+1	15	-1	4	-5	8	-1	6	-2	2	0
DK	2	0	11	+6	4	0	3	-2	4	-2	2	0	4	+1	10	-1	2	0
Good	50	+14	38	-1	44	+3	60	+4	42	+11	62	+3	55	+5	48	0	73	+2
Bad	48	-15	50	-5	52	-3	38	-1	54	-9	36	-3	41	-6	42	0	25	-2

	HU		MT		NL		AT		PL		PT		SI		SK		FI	
	EB	62.1	EB	62.1	EB	62.1	EB	62.1	EB	62.1	EB	62.1	EB	62.1	EB	62.1	EB	62.1
Très bonne	1	+1	2	+1	5	-2	20	+6	3	2	2	+2	8	+6	1	0	15	-7
Plutôt bonne	18	+2	32	+10	49	0	63	-1	46	+10	24	+10	60	+3	28	+7	76	+7
Plutôt mauvaise	52	+3	47	+3	37	+3	13	-3	41	-3	50	-8	28	-5	50	-7	8	+1
Très mauvaise	29	-3	18	-14	7	0	1	-2	8	-6	15	-6	2	-5	19	+1	0	-1
NSP	1	-2	2	0	2	-1	3	0	3	-2	8	+2	1	0	1	-2	0	0
Bonne	18	+2	33	+10	54	-2	83	+5	48	+10	26	+12	69	+10	29	+7	91	-1
Mauvaise	80	-1	65	-10	44	+3	14	-4	49	-8	66	-13	31	-9	69	-6	9	+1

	SE		UK		CZ		EE		CY		LV		LT		HU		MT		PL		SI		SK		BG		HR		RO		CY (tcc)	
	EB	62.1	EB	62.1	EB	62.1	EB	62.1	EB	62.1	EB	62.1	EB	62.1	EB	62.1	EB	62.1	EB	62.1	EB	62.1	EB	62.1	EB	62.1	EB	62.1	EB	62.1		
Very good	6	-5	2	0	5	1	9	2	2	1	2	3	8	1	5	2	7	10	5	2	8	1	1	5	2	7	10	5	2	7		
Rather good	67	+3	50	+10	54	17	52	+10	46	18	32	46	60	28	21	42	20	22	33	44	20	22	33	44	20	22	33	44	20	22		
Rather bad	22	+1	37	-6	35	37	32	33	36	52	47	41	28	50	45	33	44	49	36	36	28	50	45	33	44	49	36	36	44	49		
Very bad	3	0	5	-7	5	2	4	8	6	29	18	8	2	19	24	16	17	19	16	24	19	24	16	17	19	16	24	17	19			
DK	1	0	6	+2	1	3	2	4	10	1	2	4	10	1	2	3	1	10	3	9	1	10	3	9	1	10	3	9	1	10		
Good	73	-2	52	+11	59	58	62	55	48	18	33	48	69	29	22	48	23	29	43	23	29	48	23	29	43	23	29	43	23	29		
Bad	25	+1	42	-13	40	39	36	41	42	80	65	49	31	69	68	49	65	66	66	68	69	68	49	66	68	69	68	66	68	66		

EUROBAROMETER 63

QD1.5 Comment jugez-vous la situation actuelle de chacun des domaines suivants ?
 La situation de la protection sociale en (NOTRE PAYS)
 QD1.5 How would you judge the current situation in each of the following?
 The social welfare situation in (OUR COUNTRY)

	EU25		EU15		NMS		BE		CZ		DK		D-W		DE		D-E		EE			
	EB	63.4	EB	63.4	EB	62.1	EB	63.4	EB	62.1	EB	63.4	EB	62.1	EB	63.4	EB	62.1	EB	63.4	EB	62.1
Très bonne	6	0	6	1	25	+1	3	+2	3	+2	20	-8	5	-1	4	-1	3	+1	0	0	0	0
Plutôt bonne	42	+6	47	17	55	0	32	+9	64	+10	64	+10	49	+3	46	+2	35	-2	22	+6	22	+6
Plutôt mauvaise	35	-2	32	47	16	-1	45	0	12	-3	12	-3	37	+2	37	+2	42	+2	59	+4	59	+4
Très mauvaise	14	-2	10	32	3	-1	18	-9	2	0	2	0	11	+1	12	0	18	-1	16	-9	16	-9
NSP	4	0	4	3	1	0	2	-2	2	+1	2	+1	1	-3	1	-2	1	-1	3	0	3	0
Bonne	47	+5	53	18	80	+1	35	+11	85	+3	85	+3	53	0	50	0	38	-1	22	+5	22	+5
Mauvaise	49	-4	42	79	19	-1	63	-9	14	-2	14	-2	46	+2	49	+2	60	+1	75	-5	75	-5

	EL		ES		FR		IE		IT		CY		LV		LT		LU			
	EB	63.4	EB	62.1	EB	63.4	EB	62.1	EB	63.4	EB	62.1	EB	63.4	EB	62.1	EB	63.4	EB	62.1
Very good	2	+1	4	0	8	-2	15	+2	3	+1	10	+5	0	-1	1	0	29	+4	29	+4
Rather good	20	-2	45	+6	59	+2	49	+8	35	+10	61	+4	12	+4	22	+3	61	+2	61	+2
Rather bad	48	+11	33	-9	24	+1	24	-5	40	-7	19	-7	56	+7	51	0	8	-3	8	-3
Very bad	27	-11	6	-2	7	0	5	-4	16	-2	3	-3	29	-10	17	-4	1	-2	1	-2
DK	2	0	12	+6	2	-2	7	0	5	-3	6	+1	3	0	9	+1	1	-1	1	-1
Good	23	0	49	+6	66	-1	63	+9	38	+11	71	+9	12	+3	23	+3	89	+5	89	+5
Bad	75	0	39	-12	31	+1	30	-8	57	-8	23	-10	85	-3	68	-4	10	-4	10	-4

	HU		MT		NL		AT		PL		PT		SI		SK		FI			
	EB	63.4	EB	62.1	EB	63.4	EB	62.1	EB	63.4	EB	62.1	EB	63.4	EB	62.1	EB	63.4	EB	62.1
Très bonne	1	+1	2	-1	10	-1	18	+6	1	+1	2	+1	3	+1	1	0	20	-11	20	-11
Plutôt bonne	15	-2	48	-4	52	+7	62	+5	11	+2	16	+8	44	-1	11	+3	69	+9	69	+9
Plutôt mauvaise	52	+10	31	+5	30	-3	15	-6	46	0	48	-7	41	+3	51	+4	9	+2	9	+2
Très mauvaise	30	-5	11	0	7	-3	2	0	39	-2	28	-2	11	-2	36	-6	1	0	1	0
NSP	1	-4	9	+1	1	0	4	-3	3	-1	6	-1	2	+1	1	-1	1	0	1	0
Bonne	16	-1	50	-5	62	+6	80	+10	11	+2	18	+9	46	-2	12	+3	89	-2	89	-2
Mauvaise	83	+6	41	+4	37	-5	17	-6	86	-1	76	-8	52	+1	87	-2	10	+2	10	+2

	SE		UK		CZ		EE		CY		LV		LT		HU		MT		PL		SI		SK		BG		HR		RO		CY (tcc)		TR	
	EB	63.4	EB	62.1	EB	63.4	EB	63.4	EB	63.4	EB	63.4	EB	63.4	EB	63.4	EB	63.4	EB	63.4	EB	63.4	EB	63.4	EB	63.4	EB	63.4	EB	63.4	EB	63.4		
Very good	6	-4	6	0	3	0	10	0	1	1	2	1	3	1	1	1	2	1	3	1	3	1	1	1	2	0	6	12	6	12	6			
Rather good	55	+5	49	+12	32	22	61	19	22	15	48	11	44	11	15	44	11	48	11	46	41	51	47	45	47	45	43	50	35	34	34	35		
Rather bad	30	-1	31	-8	45	59	19	56	51	52	31	46	51	52	31	46	31	31	46	41	51	36	39	35	41	45	43	50	35	34	35	35		
Very bad	6	-1	7	-6	18	16	3	6	3	9	1	9	3	9	1	9	3	3	9	11	11	11	11	11	6	5	4	16	18	16	18	18		
DK	2	0	8	+4	2	3	6	3	3	3	3	3	3	3	3	3	3	3	3	3	3	3	3	3	3	3	3	3	3	3	3	3		
Good	62	+2	55	+11	35	22	71	12	23	16	50	11	46	12	23	16	50	11	46	12	46	12	46	12	8	15	11	28	46	46	46	46		
Bad	36	-2	38	-14	63	75	23	85	68	83	41	86	68	83	41	86	68	83	41	86	52	87	86	86	80	84	84	67	52	67	52	67		

EUROBAROMETER 63

QD1.6 Comment jugez-vous la situation actuelle de chacun des domaines suivants ?
 Votre qualité de vie
 QD1.6 How would you judge the current situation in each of the following?
 Your quality of life

	EU25		EU15		NMS		BE		CZ		DK		D-W		DE		D-E		EE	
	EB	EB	EB	EB	EB	EB	EB	EB	EB	EB	EB	EB	EB	EB	EB	EB	EB	EB	EB	EB
Très bonne	63.4	62.1	63.4	62.1	63.4	62.1	63.4	62.1	63.4	62.1	63.4	62.1	63.4	62.1	63.4	62.1	63.4	62.1	63.4	62.1
Plutôt bonne	12	0	14	5	25	+1	9	+5	56	-3	12	+1	11	+1	6	-1	6	-1	2	0
Plutôt mauvaise	65	+5	67	55	66	+3	71	+12	40	+4	71	+3	70	+3	66	-1	66	-1	66	+8
Très mauvaise	17	-3	14	31	8	-3	17	-12	2	-2	14	-1	15	-1	22	+1	26	-6	26	-6
NSP	2	0	2	2	0	0	1	-1	0	-3	0	0	2	0	3	0	4	0	3	-2
Bonne	77	+4	81	60	91	+4	80	+17	97	+2	82	+3	80	+2	72	-1	72	-1	69	+8
Mauvaise	21	-4	17	38	9	-4	18	-15	3	-2	16	-1	18	-1	26	+1	26	+1	29	-8

	EL		ES		FR		IE		IT		CY		LV		LT		LU	
	EB	EB	EB	EB	EB	EB	EB	EB	EB	EB	EB	EB	EB	EB	EB	EB	EB	EB
Very good	63.4	62.1	63.4	62.1	63.4	62.1	63.4	62.1	63.4	62.1	63.4	62.1	63.4	62.1	63.4	62.1	63.4	62.1
Rather good	6	-1	7	-1	9	0	28	+3	4	-1	14	0	2	+1	3	+1	42	+10
Rather bad	60	+7	72	+5	75	+3	63	+1	66	+7	74	+5	47	+6	50	+1	55	-9
Very bad	25	-1	15	-6	13	-2	6	-3	23	-4	10	-3	39	+1	33	0	3	0
DK	8	-5	2	-1	2	0	1	-1	5	-1	1	-1	9	-8	11	+1	1	+1
Good	66	+6	79	+4	84	+3	91	+4	70	+6	88	+4	49	+6	53	+2	96	+1
Bad	33	-6	17	-6	15	-2	6	-4	28	-4	11	-4	48	-7	43	0	3	-1

	HU		MT		NL		AT		PL		PT		SI		SK		FI	
	EB	EB	EB	EB	EB	EB	EB	EB	EB	EB	EB	EB	EB	EB	EB	EB	EB	EB
Très bonne	63.4	62.1	63.4	62.1	63.4	62.1	63.4	62.1	63.4	62.1	63.4	62.1	63.4	62.1	63.4	62.1	63.4	62.1
Plutôt bonne	2	+1	10	-2	35	-4	25	+7	5	+3	2	+1	11	+3	3	0	34	-4
Plutôt mauvaise	48	+13	73	+5	59	+5	64	-2	51	+4	44	+8	76	+1	52	+7	61	+5
Très mauvaise	40	-8	13	-2	4	-1	9	-4	33	-2	42	-4	10	-3	35	-6	4	-1
NSP	9	-5	3	0	1	0	0	0	8	-7	11	-5	2	-1	8	-1	0	-1
Bonne	50	+14	83	+3	94	+1	89	+5	56	+7	45	+8	87	+4	56	+8	95	+1
Mauvaise	49	-13	16	-2	5	-1	10	-4	41	-8	53	-8	12	-5	43	-7	5	0

	SE		UK		CZ		EE		CY		LV		LT		HU		MT		PL		SI		SK		BG		HR		RO		CY (tcc)	
	EB	EB	EB	EB	EB	EB	EB	EB	EB	EB	EB	EB	EB	EB	EB	EB	EB	EB	EB	EB	EB	EB	EB	EB	EB	EB	EB	EB	EB	EB		
Very good	63.4	62.1	63.4	62.1	63.4	62.1	63.4	62.1	63.4	62.1	63.4	62.1	63.4	62.1	63.4	62.1	63.4	62.1	63.4	62.1	63.4	62.1	63.4	62.1	63.4	62.1	63.4	62.1	63.4	62.1		
Rather good	44	-5	18	-3	9	2	14	2	3	2	10	3	5	11	3	1	5	0	6	20	5	0	6	20	5	0	6	20	5	0		
Rather bad	4	-1	8	-2	17	26	10	39	33	40	13	33	3	8	2	8	36	12	33	20	8	8	36	12	33	20	8	8	36	12		
Very bad	0	-1	2	-2	2	2	1	9	11	9	3	3	1	1	1	1	1	1	1	1	1	1	1	1	1	1	1	1	1	1		
DK	1	0	2	+1	1	2	1	2	1	2	1	2	1	2	1	2	1	2	1	2	1	2	1	2	1	2	1	2	1	2		
Good	95	+2	88	+3	80	69	88	49	53	50	83	56	87	56	87	56	87	56	87	56	87	56	87	56	87	56	87	56	87	56		
Bad	4	-2	10	-4	18	29	11	48	43	49	16	41	43	49	16	41	16	41	43	49	16	41	43	49	16	41	43	49	16	41		

EUROBAROMETER 63

QD1.7 Comment jugez-vous la situation actuelle de chacun des domaines suivants ?
 Votre situation financière
 QD1.7 How would you judge the current situation in each of the following?
 Your financial situation

	EU25		EU25		EU15		NMS		BE		CZ		DK		D-W		DE		D-E		EE			
	EB	63.4	EB	62.1	EB	63.4	EB	63.4	EB	63.4	EB	62.1	EB	63.4	EB	62.1	EB	63.4	EB	62.1	EB	63.4	EB	62.1
Très bonne	6	+1	6	+1	6	+1	3	+1	13	+2	3	+1	31	0	7	+1	6	+1	6	+1	3	-1	2	0
Plutôt bonne	58	+4	60	+4	60	+4	58	+19	69	+2	58	+19	57	+5	64	+2	62	+2	62	+2	53	-1	57	+9
Plutôt mauvaise	27	-2	25	-3	37	-3	30	-10	14	-3	30	-10	9	-6	23	+1	25	+1	35	+4	35	+4	5	-3
Très mauvaise	7	-2	6	-1	11	-1	3	-4	3	-1	7	-7	2	0	4	-2	5	-2	8	-1	8	-1	5	-3
NSP	3	0	3	0	3	0	2	-4	2	+1	1	-4	1	+1	2	-2	2	-2	2	-2	1	-2	2	+1
Bonne	64	+5	67	+4	49	+3	81	+21	88	+6	62	+21	88	+6	70	+3	68	+3	56	+2	56	+2	59	+9
Mauvaise	33	-5	30	-5	49	-4	37	-17	11	-6	37	-17	11	-6	27	-2	30	-1	42	+2	42	+2	40	-9

	EL		ES		FR		IE		IT		CY		LV		LT		LU					
	EB	63.4	EB	62.1	EB	63.4	EB	62.1	EB	63.4	EB	62.1	EB	63.4	EB	62.1	EB	63.4	EB	62.1		
Very good	3	0	3	0	3	0	13	+2	3	0	8	0	1	0	2	+1	33	+11	33	+11	61	-8
Rather good	48	+3	60	+2	65	+5	67	+7	53	+4	69	+6	43	+8	45	+1	61	-8	45	+1	61	-8
Rather bad	35	+1	27	-4	23	-4	13	-7	33	-4	20	-2	43	+3	37	0	4	-2	37	0	4	-2
Very bad	13	-4	4	-1	7	+1	4	-2	8	+1	3	-3	11	-10	12	-2	1	-1	12	-2	1	-1
DK	1	+1	6	+3	2	-1	4	0	3	-1	1	0	2	0	4	-1	1	0	4	-1	1	0
Good	51	+3	63	+2	68	+4	80	+9	56	+4	76	+5	44	+8	47	+3	94	+4	47	+3	94	+4
Bad	48	-3	31	-5	30	-3	17	-8	41	-3	23	-4	54	-7	49	-2	5	-3	49	-2	5	-3

	HU		MT		NL		AT		PL		PT		SI		SK		FI			
	EB	63.4	EB	62.1	EB	63.4	EB	62.1	EB	63.4	EB	62.1	EB	63.4	EB	62.1	EB	63.4	EB	62.1
Très bonne	1	0	6	+1	20	-3	10	0	3	+2	1	0	5	+3	2	+1	14	-1	14	-1
Plutôt bonne	36	+8	62	+6	66	+5	62	+7	45	+6	35	+6	70	+8	39	+9	74	+4	39	+9
Plutôt mauvaise	49	-2	21	-4	11	-2	24	-4	37	0	48	-2	20	-8	41	-9	11	-2	41	-9
Très mauvaise	13	-5	10	-3	3	+1	3	-1	12	-9	12	-5	3	-4	16	-1	1	-1	16	-1
NSP	1	-1	2	0	0	-1	2	-1	2	-1	3	0	1	0	2	0	0	0	2	0
Bonne	37	+8	68	+7	86	+2	72	+7	48	+8	37	+7	75	+11	41	+10	88	+3	41	+10
Mauvaise	62	-7	31	-6	14	-1	27	-5	50	-8	61	-6	23	-12	57	-10	12	-3	57	-10

	SE		UK		CZ		EE		CY		LV		LT		HU		MT		PL		SI		SK		BG		HR		RO		CY (tcc)		
	EB	63.4	EB	62.1	EB	63.4	EB	63.4	EB	63.4	EB	63.4	EB	63.4	EB	63.4	EB	63.4	EB	63.4	EB	63.4	EB	63.4	EB	63.4	EB	63.4	EB	63.4	EB	63.4	
Very good	21	+2	6	-1	3	2	8	1	2	1	6	3	5	2	1	3	1	6	21	6	21	6	21	6	21	6	21	6	21	6	21	6	21
Rather good	64	+2	64	+6	58	+7	69	+4	45	+6	36	+6	45	+6	36	+6	45	+6	36	+6	45	+6	36	+6	45	+6	36	+6	45	+6	36	+6	45
Rather bad	12	-2	20	-4	30	-3	20	-4	37	-4	43	-4	37	-4	43	-4	21	-4	37	-4	43	-4	21	-4	37	-4	43	-4	21	-4	37	-4	43
Very bad	3	0	5	-3	7	-3	1	-2	11	-2	11	-2	12	-1	13	-1	10	-1	12	-1	13	-1	10	-1	12	-1	13	-1	10	-1	12	-1	13
DK	0	-1	5	+2	1	2	2	1	2	1	2	1	2	1	2	1	2	1	2	1	2	1	2	1	2	1	2	1	2	1	2	1	2
Good	85	+4	70	+6	62	+5	59	+6	76	+4	44	+7	47	+7	37	+6	68	+3	48	+7	75	+4	48	+7	68	+3	48	+7	68	+3	48	+7	68
Bad	15	-3	25	-7	37	-4	40	-3	23	-5	54	-8	49	-8	62	-8	31	-6	50	-8	62	-8	31	-6	50	-8	62	-8	31	-6	50	-8	62

QD2.2 Pour chacun des domaines suivants, diriez-vous que la situation en (NOTRE PAYS) est meilleure ou moins bonne que celle de la moyenne des pays de l'Union européenne ?
 La situation de l'emploi en (NOTRE PAYS)
 QD2.2 For each of the following domains, would you say that the situation in (OUR COUNTRY) is better or less good than the average of the European Union countries?
 The employment situation in (OUR COUNTRY)

	EU25		EU15		NMS		BE		CZ		DK		D-W		DE		D-E		EE	
	EB	EB	EB	EB	EB	EB	EB	EB	EB	EB	EB	EB	EB	EB	EB	EB	EB	EB	EB	EB
Vraiment meilleure	63.4	62.1	63.4	63.4	63.4	62.1	63.4	62.1	63.4	62.1	63.4	62.1	63.4	62.1	63.4	62.1	63.4	62.1	63.4	62.1
Un peu meilleure	4	0	4	1	3	-1	1	+1	16	-4	1	0	1	0	0	0	0	0	1	+1
Un peu moins bonne	25	-1	28	8	42	-4	21	+5	69	+4	14	-5	13	-5	11	-6	11	-6	11	+3
Vraiment moins bonne	34	-1	34	35	32	-2	48	+1	7	-2	43	+1	44	+1	47	-1	47	-1	46	+9
Identique (SPONTANÉ)	22	-1	17	49	7	0	15	-11	1	0	28	+6	29	+7	32	+8	30	+8	30	-16
NSP	7	0	8	4	14	+6	11	+4	4	+1	9	-3	9	-2	7	-2	7	-2	2	0
Meilleure	8	+2	8	3	1	0	4	0	3	0	5	0	4	0	3	+2	10	+3	10	+3
Moins bonne	28	-2	32	9	45	-5	22	+6	86	+2	15	-4	14	-5	11	-7	11	-7	12	+4
	57	0	51	84	39	-2	64	-9	8	-2	71	+7	73	+7	79	+7	77	+7	77	-6

	EL		ES		FR		IE		IT		CY		LV		LT		LU			
	EB	EB	EB	EB	EB	EB	EB	EB	EB	EB	EB	EB	EB	EB	EB	EB	EB	EB	EB	
Much better	63.4	62.1	63.4	62.1	63.4	62.1	63.4	62.1	63.4	62.1	63.4	62.1	63.4	62.1	63.4	62.1	63.4	62.1	63.4	62.1
Somewhat better	0	-1	2	-2	2	+1	20	+1	4	+1	5	-2	1	0	1	+1	1	+1	39	-1
Somewhat less good	4	-1	22	0	24	-8	56	+6	16	0	34	-4	9	+4	11	+1	11	+1	51	+6
Definitely less good	28	+2	35	+3	43	+3	11	-2	42	-4	39	+2	39	+4	39	+4	6	-4	6	-4
Identical (SPONTANEOUS)	57	-5	13	-5	16	+5	2	-1	22	0	19	+8	43	-6	40	-9	1	-2	1	-2
DK	7	+4	11	+3	7	0	3	-1	9	+1	3	+1	2	+1	2	+1	2	+1	2	+1
Better	4	+1	17	9	9	-1	9	-1	6	0	11	7	0	7	+2	1	+1	7	+2	1
Less good	5	-1	25	-1	26	-7	76	+6	20	+2	39	-6	10	+4	11	+1	11	+1	90	+5
	85	-3	47	-9	59	+8	13	-3	64	-3	47	+6	82	-4	79	-5	7	-5	7	-6

	HU		MT		NL		AT		PL		PT		SI		SK		FI			
	EB	EB	EB	EB	EB	EB	EB	EB	EB	EB	EB	EB	EB	EB	EB	EB	EB	EB	EB	
Vraiment meilleure	63.4	62.1	63.4	62.1	63.4	62.1	63.4	62.1	63.4	62.1	63.4	62.1	63.4	62.1	63.4	62.1	63.4	62.1	63.4	62.1
Un peu meilleure	0	0	1	0	5	-2	6	-1	1	+1	0	0	1	+1	0	0	3	0	3	0
Un peu moins bonne	5	+2	10	-7	56	+1	61	-1	5	+3	3	-3	17	+1	5	+2	53	+4	53	+4
Vraiment moins bonne	24	+1	37	0	27	+1	10	-6	32	+4	36	-6	55	+1	41	+2	34	-4	34	-4
Identique (SPONTANÉ)	62	-4	34	+6	2	-1	5	+3	58	-8	46	+3	9	-7	51	-4	2	0	2	0
NSP	3	0	9	+2	2	0	3	-1	2	0	7	+1	4	0	1	0	5	-1	5	-1
Meilleure	6	+3	11	-8	62	0	66	-3	6	+4	3	-3	18	+2	5	+2	56	+3	56	+3
Moins bonne	86	-3	72	+7	30	+1	15	-4	91	-3	81	-3	64	-6	92	-1	36	-3	36	-3

	SE		UK		CZ		EE		CY		LV		LT		HU		MT		PL		SI		SK		BG		HR		RO		TR		CY (tcc)	
	EB	EB	EB	EB	EB	EB	EB	EB	EB	EB	EB	EB	EB	EB	EB	EB	EB	EB	EB	EB	EB	EB	EB	EB	EB	EB	EB	EB	EB	EB	EB	EB		
Much better	63.4	62.1	63.4	62.1	63.4	62.1	63.4	62.1	63.4	62.1	63.4	62.1	63.4	62.1	63.4	62.1	63.4	62.1	63.4	62.1	63.4	62.1	63.4	62.1	63.4	62.1	63.4	62.1	63.4	62.1	63.4	62.1	63.4	62.1
Somewhat better	5	-1	11	-1	1	1	5	1	1	0	1	1	1	1	0	0	1	1	1	1	1	1	0	0	0	0	0	1	5	6	6	6		
Somewhat less good	60	-4	50	+1	21	11	34	9	11	5	10	5	17	5	5	2	3	3	3	3	3	4	10	10	10	10	10	10	11	11	11	11	11	
Definitely less good	23	+3	17	-2	48	46	29	39	39	24	37	32	55	5	41	23	29	32	29	26	26	35	35	35	35	35	35	38	38	38	38	38	38	
Identical (SPONTANEOUS)	3	+1	2	-3	15	30	19	43	40	62	34	58	9	51	65	61	61	61	61	61	61	43	43	43	43	43	43	43	43	43	43	43	43	
DK	4	0	4	0	4	0	11	2	2	2	5	9	2	2	2	2	2	2	2	2	2	4	1	4	1	4	1	4	1	4	1	4		
Better	5	+2	15	+3	4	10	11	7	7	3	9	2	4	1	7	3	9	2	4	1	7	3	4	1	7	3	4	1	7	3	4	1		
Less good	65	-5	61	0	22	12	39	10	11	6	11	6	18	5	3	3	6	18	5	3	3	6	18	5	3	3	6	18	5	3	3	6		
	26	+4	19	-4	64	77	47	82	79	86	72	91	64	92	88	90	88	92	88	90	88	92	88	90	88	90	87	78	78	78	78	78		

QD2.5 Pour chacun des domaines suivants, diriez-vous que la situation en (NOTRE PAYS) est meilleure ou moins bonne que celle de la moyenne des pays de l'Union européenne ?
 Le système éducatif
 QD2.5 For each of the following domains, would you say that the situation in (OUR COUNTRY) is better or less good than the average of the European Union countries?
 The educational system

	EU25	EU15	NMS	BE	CZ	DK	D-W	DE	D-E	EE	EL	ES	FR	IE	IT	CY	LV	LT
	EB 63,4	EB 63,4	EB 63,4	EB 63,4	EB 63,4	EB 63,4	EB 63,4	EB 63,4	EB 63,4	EB 63,4	EB 63,4	EB 63,4	EB 63,4	EB 63,4	EB 63,4	EB 63,4	EB 63,4	EB 63,4
Vraiment meilleure	7	7	3	32	7	14	2	27	3	2	2	2	10	25	5	9	4	3
Un peu meilleure	36	36	32	46	45	52	28	27	21	28	12	28	48	50	29	34	27	27
Un peu moins bonne	29	28	33	11	29	21	40	41	46	37	34	25	21	11	33	21	32	36
Vraiment moins bonne	10	10	13	2	4	1	14	14	18	13	35	10	5	2	13	15	21	16
Identique (SPONTANE)	9	8	10	7	10	7	10	10	8	7	9	9	6	4	10	5	6	6
NSP	10	10	8	2	5	5	6	6	4	13	7	26	10	9	9	16	10	12
Meilleure	42	44	35	77	52	67	30	29	24	30	15	30	58	75	34	43	31	30
Moins bonne	39	37	46	14	33	22	53	55	64	50	69	35	26	12	47	36	52	52

	LU	HU	MT	NL	AT	PL	PT	SI	SK	FI	SE	UK	BG	HR	RO	TR	CY
	EB 63,4	EB 63,4	EB 63,4	EB 63,4	EB 63,4	EB 63,4	EB 63,4	EB 63,4	EB 63,4	EB 63,4	EB 63,4	EB 63,4	EB 63,4	EB 63,4	EB 63,4	EB 63,4	EB 63,4
Much better	14	3	5	13	12	3	1	5	2	44	9	9	3	4	4	5	7
Somewhat better	31	28	39	46	41	29	6	39	35	50	47	51	17	29	21	15	16
Somewhat less good	28	27	21	29	15	35	38	29	38	2	28	19	28	33	30	36	35
Definitely less good	11	22	9	2	3	13	31	4	16	0	3	2	33	19	35	35	34
Identical (SPONTANEOUS)	7	13	17	4	23	11	13	18	5	2	6	6	6	7	3	4	4
DK	9	5	9	5	6	9	11	6	4	1	6	12	13	8	7	4	4
Better	45	32	43	59	53	32	7	44	37	94	56	60	20	33	24	20	23
Less good	39	50	30	32	18	48	69	33	54	2	32	21	61	52	65	72	69

QD2.6 Pour chacun des domaines suivants, diriez-vous que la situation en (NOTRE PAYS) est meilleure ou moins bonne que celle de la moyenne des pays de l'Union européenne ?
La qualité de vie en (NOTRE PAYS)

QD2.6 For each of the following domains, would you say that the situation in (OUR COUNTRY) is better or less good than the average of the European Union countries?
The quality of life in (OUR COUNTRY)

	EU25		EU25		EU15		NMS		BE		CZ		DK		D-W		DE		D-E		EE	
	EB	63.4	EB	62.1	EB	63.4	EB	63.4	EB	62.1	EB	62.1	EB	62.1	EB	63.4	EB	62.1	EB	63.4	EB	62.1
Vraiment meilleure	8	-1	9	1	24	+2	1	+1	17	-4	7	-4	6	-4	4	-6	1	+1	4	-6	1	+1
Un peu meilleure	42	0	48	11	60	-4	29	+9	63	-4	54	-4	55	-4	57	-5	20	+4	21	+4	46	+8
Un peu moins bonne	24	0	21	40	5	-1	51	+2	8	-4	19	+4	8	-4	19	+4	20	+4	21	+4	46	+8
Vraiment moins bonne	12	-2	6	41	2	0	5	-14	1	+1	4	+1	4	+1	3	+1	4	+1	3	+1	36	-12
Identique (SPONTANE)	7	+1	8	3	7	+2	9	+2	6	+2	11	+1	11	+1	11	+2	5	+2	11	+4	1	0
NSP	7	+2	8	4	1	0	4	0	5	+2	5	+2	5	+2	5	+2	5	+2	4	+3	8	+3
Meilleure	49	-3	57	12	84	-2	31	+10	80	0	61	-8	61	-9	61	-11	61	-9	61	-11	9	+1
Moins bonne	36	-1	27	81	7	-1	56	-12	9	-4	23	+5	23	+5	24	+4	23	+5	24	+4	81	-5

	EL		ES		FR		IE		IT		CY		LV		LT		LU	
	EB	63.4	EB	62.1	EB	63.4	EB	62.1	EB	62.1	EB	63.4	EB	62.1	EB	63.4	EB	62.1
Much better	6	-1	5	-3	13	-4	29	+4	6	+2	15	-3	1	0	1	+1	48	-7
Somewhat better	30	+4	43	+2	62	0	51	+1	36	+1	50	-4	8	+2	12	+1	45	+5
Somewhat less good	30	+3	20	-7	11	+2	6	-5	32	-2	18	+2	32	+2	41	-1	2	0
Definitely less good	25	-10	5	-3	2	0	1	-2	10	0	5	+1	53	-5	37	-5	1	+1
Identical (SPONTANEOUS)	6	+3	10	+3	4	-1	4	+1	10	0	3	+1	1	0	2	0	3	+2
DK	4	+2	16	+6	7	+2	8	0	6	0	9	+3	6	+2	8	+4	1	-1
Better	36	+3	49	0	75	-4	80	+5	42	+3	65	-7	8	+2	13	+2	94	-1
Less good	55	-7	25	-10	13	+2	8	-6	42	-3	22	+2	85	-4	78	-5	3	+1

	HU		MT		NL		AT		PL		PT		SI		SK		FI	
	EB	62.1	EB	63.4	EB	62.1	EB	62.1	EB	62.1	EB	63.4	EB	62.1	EB	63.4	EB	62.1
Vraiment meilleure	1	+1	3	-2	18	-4	24	+1	1	+1	2	+1	4	+2	1	+1	26	+2
Un peu meilleure	5	+4	37	-1	63	+7	56	-2	5	+2	5	-1	44	+5	10	+5	64	+2
Un peu moins bonne	23	+3	25	-1	11	-2	6	-1	41	+4	42	-1	31	-6	54	+6	5	-4
Vraiment moins bonne	66	-7	15	0	1	0	0	-2	49	-6	36	-5	2	-6	32	-10	0	0
Identique (SPONTANE)	4	+1	14	+5	5	-1	11	+5	1	0	7	+4	16	+5	3	+1	3	0
NSP	2	0	6	-2	2	+1	2	-1	3	0	8	+1	4	+1	2	0	1	-1
Meilleure	5	+4	40	-3	80	+1	81	0	6	+2	6	-1	47	+6	10	+4	90	+4
Moins bonne	89	-4	40	0	12	-2	6	-3	90	-2	78	-6	33	-12	85	-4	5	-4

	SE		UK		CZ		EE		CY		LV		LT		HU		MT		PL		SI		SK		BG		HR		RO		TR		CY (tcc)	
	EB	62.1	EB	63.4	EB	62.1	EB	63.4	EB	63.4	EB	63.4	EB	63.4	EB	63.4	EB	63.4	EB	63.4	EB	63.4	EB	63.4	EB	63.4	EB	63.4	EB	63.4				
Much better	15	-4	6	-2	7	2	9	4	3	3	5	3	3	3	3	5	3	5	3	3	5	3	5	3	3	4	4	5	7	7				
Somewhat better	59	+1	37	-9	45	28	34	27	27	28	39	29	39	35	17	29	39	35	29	33	38	28	33	30	30	21	15	16	16	16				
Somewhat less good	15	+3	29	+2	29	37	21	32	36	27	21	35	29	38	33	30	21	35	29	33	38	28	33	30	30	33	30	36	35	35				
Definitely less good	1	0	5	0	4	13	15	21	16	22	9	13	4	16	33	19	35	4	16	33	19	33	19	35	35	34	34	34	34	34				
Identical (SPONTANEOUS)	5	0	6	+2	10	7	5	6	6	13	17	11	18	5	6	7	9	9	11	18	5	6	6	7	3	4	4	4	4	4				
DK	4	0	16	+7	5	13	16	10	12	5	9	9	6	4	13	8	4	9	9	6	4	13	8	7	7	7	7	7	7	7				
Better	75	-3	44	-10	52	30	43	31	30	32	43	32	44	37	20	33	44	43	32	44	37	20	33	24	24	20	20	23	23	23				
Less good	16	+3	34	+1	33	50	36	52	50	50	30	48	33	54	61	52	30	30	48	33	54	61	52	65	65	72	72	72	72	72				

EUROBAROMETER 63

QD3.1 Selon vous dans cinq ans, la situation de chacun des domaines suivants sera-t-elle meilleure ou moins bonne que celle de maintenant ?

La situation de l'économie (NATIONALITE)

QD3.1. According to you, in five years, will the situation in each of the following domains be better or less good than it is now?

The situation of the (NATIONALITY) economy

	EU25		EU15		NMS		BE		CZ		DK		D-W		DE		D-E		EE	
	EB	62.1	EB	62.1	EB	62.1	EB	62.1	EB	62.1	EB	62.1	EB	62.1	EB	62.1	EB	62.1	EB	62.1
Vraiment meilleure	4	4	4	4	4	4	3	0	4	+3	7	-2	3	+1	3	0	3	-1	5	-1
Un peu meilleure	46	+2	45	+2	52	+4	47	+2	58	+14	53	+4	49	+6	50	+6	51	+1	70	+7
Un peu moins bonne	22	-4	23	-4	18	-4	27	-6	18	-4	18	-5	22	-9	22	-7	23	0	10	-5
Vraiment moins bonne	7	-1	7	-1	10	-3	3	-3	3	-7	1	-1	8	-1	7	-2	7	-2	3	-5
Identique (SPONTANE)	10	+1	10	+1	8	+5	14	+5	10	-5	16	+3	13	+3	13	+2	14	+1	2	-1
NSP	11	+3	11	+3	8	+1	3	+1	7	0	5	0	5	0	5	0	3	+1	10	+4
Meilleure	50	+2	49	+2	56	+18	50	+2	63	+18	60	+2	53	+8	53	+6	53	-1	75	+6
Moins bonne	30	-5	30	-5	28	-11	33	-7	21	-11	19	-6	30	-9	30	-8	30	-1	13	-10

	EL		ES		FR		IE		IT		CY		LV		LT		LU	
	EB	62.1	EB	62.1	EB	62.1	EB	62.1	EB	62.1	EB	62.1	EB	62.1	EB	62.1	EB	62.1
Much better	3	-2	5	+2	4	+1	12	-2	5	+2	7	+1	5	+1	4	-3	4	-1
Somewhat better	32	-6	53	+1	38	+2	44	0	36	+2	36	+6	68	+2	68	-3	31	+4
Somewhat less good	21	+1	13	-6	25	-9	15	0	30	+1	21	-8	6	-8	8	-1	32	-7
Definitely less good	19	-2	3	-4	8	-1	3	-1	12	-2	18	+2	3	0	4	+2	3	-1
Identical (SPONTANEOUS)	15	+4	8	+1	9	+3	8	+2	7	-3	2	-1	8	+4	6	0	22	+6
DK	9	+3	17	+8	17	+5	18	+1	10	0	15	0	11	+2	10	+5	9	+1
Better	35	-8	58	+3	41	+2	56	-2	40	+3	44	+8	72	+2	72	-6	34	+2
Less good	40	-1	16	-11	33	-10	18	-1	42	0	39	-7	9	-8	12	+1	35	-9

	HU		MT		NL		AT		PL		PT		SI		SK		FI	
	EB	62.1	EB	62.1	EB	62.1	EB	62.1	EB	62.1	EB	62.1	EB	62.1	EB	62.1	EB	62.1
Vraiment meilleure	1	0	4	0	7	-5	3	-1	4	+2	2	+1	2	0	5	+2	3	+1
Un peu meilleure	49	+8	52	+3	63	+8	45	+7	48	+9	43	+5	59	-2	56	+5	52	+3
Un peu moins bonne	20	0	12	0	16	-5	22	-4	20	+2	20	-5	16	-2	18	-5	31	-6
Vraiment moins bonne	9	-5	10	0	2	-2	3	-2	14	+9	11	+1	3	-1	6	+1	2	-1
Identique (SPONTANE)	13	-4	5	-3	7	+2	17	+3	6	-3	11	-3	16	+5	10	-1	9	+2
NSP	9	+1	17	-1	4	+1	10	-3	8	-1	14	+2	5	+1	5	-1	3	+1
Meilleure	50	+8	56	+4	71	+4	48	+6	52	-7	45	+6	61	-3	60	+5	55	+4
Moins bonne	28	-6	21	-1	18	-7	25	-6	34	+10	31	-4	18	-4	24	-4	33	-7

	SE		UK		CZ		EE		CY		LV		LT		HU		MT		PL		SI		SK		BG		HR		RO		CY (tcc)		TR	
	EB	62.1	EB	62.1	EB	62.1	EB	62.1	EB	62.1	EB	62.1	EB	62.1	EB	62.1	EB	62.1	EB	62.1	EB	62.1	EB	62.1	EB	62.1	EB	62.1	EB	62.1				
Much better	5	+1	5	-1	4	5	7	5	4	1	4	4	4	2	5	3	4	3	3	3	3	5	3	3	3	3	3	3	3	3	3			
Somewhat better	50	-3	43	+4	58	70	36	68	68	8	20	12	20	16	18	18	16	12	48	52	48	59	56	45	55	55	54	49	46	46	46			
Somewhat less good	29	-1	25	-3	18	10	21	6	8	20	12	20	10	16	18	16	18	12	20	20	20	16	18	16	14	17	10	10	10	10	10			
Definitely less good	3	+1	3	-1	10	2	3	3	3	6	9	10	14	3	6	6	5	10	10	14	14	3	6	5	9	7	9	4	4	4	4			
Identical (SPONTANEOUS)	7	0	9	-1	10	2	2	2	2	8	6	13	5	6	13	5	6	16	11	8	5	5	5	5	11	8	5	11	7	10	10			
DK	6	+2	16	+5	7	10	15	11	10	10	9	17	8	9	9	9	17	8	8	8	5	5	5	20	12	12	7	7	7	10	10			
Better	55	-2	47	+2	63	75	44	72	72	50	56	52	50	56	52	61	60	48	57	58	57	60	48	48	57	58	63	76	76	76	76			
Less good	32	-1	28	-6	21	13	39	9	12	28	21	34	21	34	18	24	21	34	18	24	21	34	18	24	21	23	24	19	19	19	19			

EUROBAROMETER 63

QD3.3 Selon vous dans cinq ans, la situation de chacun des domaines suivants sera-t-elle meilleure ou moins bonne que celle de maintenant ?
 La situation de l'emploi en (NOTRE PAYS)
 QD3.3 According to you, in five years, will the situation in each of the following domains be better or less good than it is now?
 The employment situation in (OUR COUNTRY)

	EU25		EU25		EU15		NMS		BE		CZ		DK		D-W		DE		D-E		EE		
	EB	62.1	EB	62.1	EB	62.1	EB	62.1	EB	62.1	EB	62.1	EB	62.1	EB	62.1	EB	62.1	EB	62.1	EB	62.1	
Vraiment meilleure	4	+1	5	+1	3	+2	3	+2	5	-1	3	+1	3	+1	3	+1	3	+1	3	+1	3	+1	3
Un peu meilleure	43	+3	41	+3	53	+6	42	+6	46	+2	42	+7	42	+7	42	+7	42	+7	40	+1	63	+2	
Un peu moins bonne	23	-5	25	-5	18	-6	33	-6	28	-4	22	-8	27	-9	23	-9	23	-9	27	-2	14	-1	
Vraiment moins bonne	10	-1	10	-1	9	-4	7	-6	2	-2	13	-3	13	-3	13	-3	13	-3	15	-2	14	-1	
Identique (SPONTANE)	10	+3	10	+3	10	+2	10	+2	10	+3	14	+4	14	+4	14	+3	14	+3	13	+2	3	-1	
NSP	10	+3	10	+3	10	+2	10	+2	6	0	6	0	5	+1	5	+1	5	+1	4	0	11	+4	
Meilleure	47	+4	46	+4	56	+7	46	+7	51	+1	56	+18	51	+1	45	+9	45	+8	43	+2	68	+3	
Moins bonne	33	-7	35	-7	27	-10	42	-10	30	-6	29	-14	30	-6	36	-13	37	-11	42	-4	18	-7	

	EL		ES		FR		IE		IT		CY		LV		LT		LU	
	EB	62.1	EB	62.1	EB	62.1	EB	62.1	EB	62.1	EB	62.1	EB	62.1	EB	62.1	EB	62.1
Much better	3	0	7	+3	5	+2	10	-2	5	+2	5	+1	4	0	4	-1	3	+1
Somewhat better	30	-4	49	+1	33	-2	41	+1	39	+2	25	-4	64	+3	66	-6	24	0
Somewhat less good	22	+1	13	-8	27	-7	17	-3	26	-3	25	-7	9	-9	10	+3	41	-4
Definitely less good	21	-3	5	-4	15	+2	4	-1	11	-1	30	+12	2	-2	4	+1	9	-1
Identical (SPONTANEOUS)	14	+3	8	-1	6	0	11	+1	9	+1	3	+1	8	+4	6	0	16	+4
DK	10	+4	18	+9	14	+5	18	+1	10	+1	13	-2	12	+3	10	+3	7	0
Better	34	-3	56	+4	38	0	50	-1	44	+4	29	-4	69	+4	70	-7	27	+1
Less good	43	-3	18	-12	42	-5	21	-4	38	-3	55	+5	11	-11	14	+4	50	-5

	HU		MT		NL		AT		PL		PT		SI		SK		FI	
	EB	62.1	EB	62.1	EB	62.1	EB	62.1	EB	62.1	EB	62.1	EB	62.1	EB	62.1	EB	62.1
Vraiment meilleure	2	+1	3	0	6	-1	3	0	3	+2	3	+2	1	-1	3	0	4	-1
Un peu meilleure	42	+4	45	0	55	+1	37	+5	54	+2	41	+5	52	-5	57	+5	52	+4
Un peu moins bonne	23	+2	17	+1	24	-3	26	-6	16	-2	19	-4	23	+2	19	-5	32	-3
Vraiment moins bonne	10	-4	14	+2	4	+1	9	+1	10	+3	13	-1	6	0	8	+2	4	0
Identique (SPONTANE)	13	-4	5	-1	7	+1	16	+2	10	-1	10	-4	13	+2	9	-1	7	+1
NSP	10	+2	17	-1	4	+1	10	-1	8	-3	14	+2	4	+1	4	-1	2	0
Meilleure	44	+5	48	0	61	+1	40	+5	56	+3	44	+7	53	-5	60	+5	55	+1
Moins bonne	33	-2	30	+3	28	-3	35	-5	26	0	32	-5	29	+2	27	-3	36	-3

	SE		UK		CZ		EE		CY		LV		LT		HU		MT		PL		SI		SK		BG		HR		RO		CY (tcc)	
	EB	62.1	EB	62.1	EB	62.1	EB	62.1	EB	62.1	EB	62.1	EB	62.1	EB	62.1	EB	62.1	EB	62.1	EB	62.1	EB	62.1	EB	62.1	EB	62.1	EB	62.1		
Much better	7	+1	4	-2	3	4	5	4	5	4	4	4	2	3	3	3	3	3	3	3	3	3	3	3	3	3	3	3	3	3	3	
Somewhat better	44	-1	39	+5	53	63	22	14	25	9	10	23	17	16	23	19	18	17	16	23	19	18	18	18	18	12	19	13	6	44		
Somewhat less good	32	-5	29	-4	22	14	25	9	30	2	4	30	2	4	10	6	8	6	8	10	13	9	11	10	6	11	10	10	3	6		
Definitely less good	6	+1	5	-3	7	4	7	4	3	3	8	6	13	5	10	13	9	11	10	13	9	11	10	11	6	11	10	10	3	3		
Identical (SPONTANEOUS)	6	+1	5	-3	7	4	7	4	3	3	8	6	13	5	10	13	9	11	10	13	9	11	10	11	6	11	10	10	3	3		
DK	5	+2	14	+5	6	11	13	12	13	12	12	10	10	10	10	10	17	8	4	4	4	4	4	4	20	12	13	7	10	10		
Better	52	+2	43	+4	56	68	29	69	70	44	48	56	53	60	45	57	45	48	56	53	60	45	48	57	45	57	52	58	72	72		
Less good	38	-4	34	-7	29	18	55	11	14	33	30	26	29	27	24	23	24	23	26	29	27	24	23	24	23	29	22	29	22	9	9	

EUROBAROMETER 63

QD3.4. Selon vous dans cinq ans, la situation de chacun des domaines suivants sera-t-elle meilleure ou moins bonne que celle de maintenant ?
 La situation de l'environnement en (NOTRE PAYS)
 QD3.4. According to you, in five years, will the situation in each of the following domains be better or less good than it is now?
 The situation of the environment in (OUR COUNTRY)

	EU25		EU25		EU15		NMS		BE		CZ		DK		D-W		DE		D-E		EE	
	EB	EB	EB	EB	EB	EB	EB	EB	EB	EB	EB	EB	EB	EB	EB	EB	EB	EB	EB	EB	EB	EB
Vraiment meilleure	63.4	62.1	63.4	62.1	63.4	62.1	63.4	62.1	63.4	62.1	63.4	62.1	63.4	62.1	63.4	62.1	63.4	62.1	63.4	62.1	63.4	62.1
Un peu meilleure	5	+1	6	5	5	+2	8	+4	6	-2	4	+1	4	0	3	-4	9	+2	3	-4	9	+2
Un peu moins bonne	49	+3	47	59	58	+2	60	+11	54	+2	41	-4	54	+2	41	-4	43	-3	54	+4	63	+5
Vraiment moins bonne	18	-6	19	14	17	-6	14	-7	18	-4	19	-2	18	-2	19	-2	18	-2	13	-5	10	-9
Identique (SPONTANEOUS)	13	0	14	11	14	+4	11	-4	16	+4	11	-4	16	+4	28	+5	27	+5	24	+4	4	0
NSP	9	+2	10	7	2	+1	4	-4	2	+1	4	-4	4	0	5	+1	4	0	3	0	11	+5
Meilleure	54	+4	52	65	63	+4	68	+15	60	+4	45	-3	47	+3	45	-3	47	+3	57	+1	72	+7
Moins bonne	23	-7	24	18	21	-8	17	-10	20	-5	22	-3	20	-5	22	-3	21	-3	16	-5	13	-11

	EL		ES		FR		IE		IT		CY		LV		LT		LU	
	EB	EB	EB	EB	EB	EB	EB	EB	EB	EB	EB	EB	EB	EB	EB	EB	EB	EB
Much better	63.4	62.1	63.4	62.1	63.4	62.1	63.4	62.1	63.4	62.1	63.4	62.1	63.4	62.1	63.4	62.1	63.4	62.1
Somewhat better	7	+1	6	+3	6	+2	10	-3	6	+4	10	+4	5	0	3	-2	4	0
Somewhat less good	33	-1	49	-2	48	+1	45	+2	43	+4	48	+3	57	0	66	-1	39	+4
Definitely less good	20	+1	14	-6	17	-8	14	-3	25	-5	14	-6	14	-6	9	0	19	-8
Identical (SPONTANEOUS)	18	+5	8	-1	11	+3	9	+3	10	0	5	0	3	-1	3	+1	4	0
DK	10	+3	18	+9	13	+5	16	-1	8	-1	13	-2	12	+2	11	+3	9	0
Better	40	0	54	0	54	+2	55	0	49	+8	59	+8	62	0	69	-3	42	+2
Less good	32	-8	19	-8	22	-10	19	-3	33	-6	23	-6	17	-7	13	+2	23	-9

	HU		MT		NL		AT		PL		PT		SI		SK		FI	
	EB	EB	EB	EB	EB	EB	EB	EB	EB	EB	EB	EB	EB	EB	EB	EB	EB	EB
Vraiment meilleure	63.4	62.1	63.4	62.1	63.4	62.1	63.4	62.1	63.4	62.1	63.4	62.1	63.4	62.1	63.4	62.1	63.4	62.1
Un peu meilleure	4	+2	8	+3	5	-1	5	+1	5	0	4	+3	3	+1	3	0	5	0
Un peu moins bonne	50	+10	61	0	55	+8	35	+1	62	+3	40	+6	59	+3	51	+5	54	+4
Vraiment moins bonne	17	-4	8	+1	24	-6	21	-1	12	-3	17	-8	14	-6	21	-7	26	-4
Identique (SPONTANEOUS)	8	-5	6	-1	2	-1	2	-2	3	0	9	0	2	-1	7	+2	1	-1
NSP	13	-3	3	-3	9	-3	31	+5	10	0	13	-3	18	+2	11	-2	11	0
Meilleure	54	+12	70	+4	60	+8	40	+2	68	+4	44	+9	62	+4	55	+6	60	+5
Moins bonne	25	-9	14	-1	27	-6	23	-4	15	-3	26	-8	16	-6	29	-5	28	-4

	SE		UK		CZ		EE		CY		LV		LT		HU		MT		PL		SI		SK		BG		HR		RO		CY (tcc)	
	EB	EB	EB	EB	EB	EB	EB	EB	EB	EB	EB	EB	EB	EB	EB	EB	EB	EB	EB	EB	EB	EB	EB	EB	EB	EB	EB	EB	EB	EB		
Much better	63.4	62.1	63.4	62.1	63.4	62.1	63.4	62.1	63.4	62.1	63.4	62.1	63.4	62.1	63.4	62.1	63.4	62.1	63.4	62.1	63.4	62.1	63.4	62.1	63.4	62.1	63.4	62.1	63.4	62.1		
Somewhat better	8	+2	6	0	8	9	10	5	3	4	8	5	3	3	4	5	3	3	4	6	7	14	29	63.4	63.4	63.4	63.4	63.4	63.4	63.4		
Somewhat less good	56	-2	51	+11	60	63	48	14	10	14	14	9	17	8	12	14	21	14	16	16	11	16	11	6	43	45	45	43	45	43		
Definitely less good	21	-1	21	-8	14	10	14	10	3	2	9	3	3	3	8	6	3	2	7	5	5	7	9	4	6	11	11	6	4	6		
Identical (SPONTANEOUS)	9	+1	7	-2	11	4	11	4	13	12	12	11	8	14	14	13	10	18	11	15	11	15	11	6	12	8	12	8	10	10		
DK	4	+1	12	+5	4	11	13	12	11	11	12	11	8	14	6	4	6	4	6	21	11	13	9	10	13	9	10	13	9	10		
Better	64	-1	57	+11	68	72	59	62	69	54	70	68	54	70	68	54	70	68	54	65	45	58	58	45	56	58	58	58	72	71		
Less good	23	-2	24	-14	17	13	23	17	13	25	14	15	25	14	15	25	14	15	25	14	15	16	29	19	21	22	22	20	20	21		

EUROBAROMETER 63

QD3.5 Selon vous dans cinq ans, la situation de chacun des domaines suivants sera-t-elle meilleure ou moins bonne que celle de maintenant ?
 La situation de la protection sociale en (NOTRE PAYS)
 QD3.5: According to you, in five years, will the situation in each of the following domains be better or less good than it is now?
 The social welfare situation in (OUR COUNTRY)

	EU25		EU15		NMS		BE		CZ		DK		D-W		DE		D-E		EE	
	EB	62.1	EB	62.1	EB	62.1	EB	62.1	EB	62.1	EB	62.1	EB	62.1	EB	62.1	EB	62.1	EB	62.1
Vraiment meilleure	4	+1	4	2	4	+1	3	+2	3	-2	3	-2	2	+1	1	0	1	0	4	0
Un peu meilleure	37	+2	35	49	38	+4	42	+13	42	+4	42	+4	26	+5	26	+3	26	-4	68	+8
Un peu moins bonne	27	-6	29	20	32	-8	29	-5	29	-6	29	-6	38	-9	38	-9	42	+1	11	-5
Vraiment moins bonne	8	-2	8	8	4	-3	8	-8	3	0	3	0	12	-3	13	-2	15	+1	3	-6
Identique (SPONTANEOUS)	12	+1	12	10	21	+7	11	-2	19	+3	19	+3	17	+5	16	+4	13	0	3	-1
NSP	12	+4	12	10	2	0	7	+1	4	+1	4	+1	5	+1	4	+1	3	+1	10	+4
Meilleure	41	+3	39	51	42	+5	45	+15	45	+2	45	+2	28	+6	28	+4	27	-4	72	+7
Moins bonne	35	-8	37	29	36	-11	38	-12	32	-7	32	-7	50	-12	52	-8	58	+4	15	-10

	EL		ES		FR		IE		IT		CY		LV		LT		LU		
	EB	62.1	EB	62.1	EB	62.1	EB	62.1	EB	62.1	EB	62.1	EB	62.1	EB	62.1	EB	62.1	
Much better	3	-3	3	-3	6	+2	9	-2	5	+3	9	+3	4	0	3	-2	4	0	
Somewhat better	33	+1	33	29	32	-7	32	-7	14	-1	20	-6	36	-3	43	0	63	0	
Somewhat less good	16	-4	16	4	-2	10	0	4	-2	7	-3	10	+4	3	-3	4	+1	5	-1
Definitely less good	14	+2	14	9	-1	12	+3	12	+3	8	-3	4	-3	9	+5	6	-2	29	+11
Identical (SPONTANEOUS)	10	+3	18	+10	12	+4	18	+1	24	+13	21	+2	11	+1	12	+5	7	-1	
Better	38	-3	37	-1	35	+1	51	-2	41	0	52	+4	67	+1	67	-8	30	-1	
Less good	38	-3	16	-8	42	-7	18	-3	27	-10	23	-3	13	-7	14	+3	34	-8	

	HU		MT		NL		AT		PL		PT		SI		SK		FI	
	EB	62.1	EB	62.1	EB	62.1	EB	62.1	EB	62.1	EB	62.1	EB	62.1	EB	62.1	EB	62.1
Vraiment meilleure	2	+1	4	-1	2	0	4	0	1	0	3	+2	1	0	2	0	3	0
Un peu meilleure	47	+10	49	+4	24	+2	27	0	49	+7	40	+6	47	-2	48	+7	35	+5
Un peu moins bonne	20	-1	11	-3	54	-1	33	-1	19	-3	20	-6	26	0	25	-7	47	-4
Vraiment moins bonne	10	-4	9	+2	8	-3	5	-2	9	-2	10	-1	5	-1	10	+2	2	-2
Identique (SPONTANEOUS)	12	-5	6	-4	8	0	23	+6	10	-4	12	-3	16	+3	10	-1	11	+1
NSP	9	-1	22	+2	3	+1	7	-4	12	0	15	+1	5	0	5	0	2	0
Meilleure	49	+11	52	+2	27	+3	31	0	50	+7	43	+9	48	-2	50	+6	38	+6
Moins bonne	29	-6	20	0	62	-4	38	-3	28	-3	30	-7	31	-1	35	-5	49	-7

	SE		UK		CZ		EE		CY		LV		LT		HU		MT		PL		SI		SK		BG		HR		RO		CY (tcc)	
	EB	62.1	EB	62.1	EB	62.1	EB	62.1	EB	62.1	EB	62.1	EB	62.1	EB	62.1	EB	62.1	EB	62.1	EB	62.1	EB	62.1	EB	62.1	EB	62.1	EB	62.1		
Much better	4	+1	4	-1	3	4	9	4	3	2	4	1	1	2	4	1	1	2	4	3	7	13	32	63.4	63.4	63.4	63.4	63.4	63.4	63.4	63.4	
Somewhat better	33	-1	42	+6	42	68	43	63	63	47	49	49	48	43	49	48	43	49	48	43	49	50	46	41	50	46	41	50	46	41	50	46
Somewhat less good	43	-3	26	-5	29	11	13	9	10	10	20	11	19	26	25	14	15	16	15	14	15	16	12	6	12	6	12	6	12	6	12	6
Definitely less good	6	0	4	-5	8	3	10	3	4	4	10	9	9	5	10	6	9	6	9	5	10	6	7	9	4	7	9	4	7	9	4	7
Identical (SPONTANEOUS)	8	0	9	0	11	3	4	4	3	4	6	12	6	10	16	10	11	10	11	10	11	10	6	12	9	10	6	12	9	10	6	12
DK	5	+2	14	+4	7	10	21	11	12	9	22	12	5	5	5	5	22	12	5	5	5	5	5	22	15	14	9	10	10	9	10	9
Better	38	+1	47	+6	45	72	52	67	67	49	52	50	48	50	48	50	47	52	50	47	52	57	59	72	57	59	72	57	59	72	57	59
Less good	49	-3	30	-10	38	15	23	13	14	29	20	28	31	35	35	20	28	31	35	35	20	28	31	35	20	23	23	20	23	20	23	20

EUROBAROMETER 63

QD4.3 D'une manière générale, diriez-vous que le niveau de la qualité de vie en Europe en ce moment est meilleur ou moins bon que celui ... ?
 De la Chine
 QD4.3 In general, would you say that the standard of the quality of life in Europe at the moment is better or less good than in...?
 China

	EU25		EU15		NMS		BE		CZ		DK		D-W		DE		D-E		EE	
	EB	63.4	EB	63.4	EB	63.4	EB	63.4	EB	63.4	EB	63.4	EB	63.4	EB	63.4	EB	63.4	EB	63.4
Vraiment meilleur	33	+1	34	27	46	+2	31	+6	34	-9	35	+1	35	0	36	-5	33	+3	33	+8
Un peu meilleur	36	+1	36	37	39	-2	46	+4	45	+6	32	+1	33	+2	33	0	36	+8	36	+8
Un peu moins bon	10	-1	10	12	7	0	7	-6	10	-4	10	-3	12	-1	10	-3	12	+1	7	-2
Vraiment moins bon	4	-1	3	5	2	-1	4	-1	1	0	6	-1	6	-1	8	-1	8	-1	4	-5
Identique (SPONTANE)	2	0	2	3	2	+1	2	-1	2	0	4	0	4	+1	2	0	2	0	1	0
NSP	15	+1	14	16	4	0	10	-1	11	+3	13	+2	12	+2	9	+3	20	-4	20	-4
Meilleur	70	+2	71	64	85	0	77	+10	79	+3	67	+2	67	+1	69	-4	69	+11	69	+11
Moins bon	14	-2	13	16	9	-1	11	-8	7	-1	16	-5	17	-3	20	+1	20	+1	11	-7

	EL		ES		FR		IE		IT		CY		LV		LT		LU	
	EB	63.4	EB	63.4	EB	63.4	EB	63.4	EB	63.4	EB	63.4	EB	63.4	EB	63.4	EB	63.4
Much better	40	+2	36	+9	41	-1	36	+4	29	+7	48	+3	25	+5	20	-10	60	+4
Somewhat better	27	+4	33	-6	37	+2	31	+4	37	-1	21	+1	31	+2	31	-2	23	-1
Somewhat less good	10	+1	4	-5	8	0	6	-1	15	-1	4	-1	11	-2	16	+6	4	-2
Definitely less good	4	-5	5	0	2	-1	3	-2	3	-1	4	-2	3	-3	5	+2	1	-1
Identical (SPONTANEOUS)	2	0	1	0	1	0	3	+2	3	-1	0	-1	2	-4	1	-1	1	0
DK	16	-3	20	+1	11	0	20	-9	14	-2	22	+1	28	+2	27	+5	11	0
Better	66	+4	70	+3	77	-1	67	+8	66	+6	69	+4	56	+7	51	-13	83	+3
Less good	15	-3	9	-4	10	0	9	-2	18	-2	8	-3	14	-5	21	+8	5	-2

	HU		MT		NL		AT		PL		PT		SI		SK		FI	
	EB	63.4	EB	63.4	EB	63.4	EB	63.4	EB	63.4	EB	63.4	EB	63.4	EB	63.4	EB	63.4
Vraiment meilleur	22	+3	19	+1	48	-4	44	+5	28	+3	11	-3	45	0	20	0	56	+2
Un peu meilleur	37	+12	31	-1	36	+4	34	+4	36	-1	35	0	31	-1	44	0	33	+1
Un peu moins bon	14	-2	9	-1	6	-1	6	-1	12	0	14	+3	8	0	17	+1	6	-2
Vraiment moins bon	10	-7	4	-2	1	-1	3	-2	4	-2	5	+1	6	0	5	0	1	-2
Identique (SPONTANE)	4	0	3	0	1	-1	3	-1	3	+1	4	+1	4	+3	3	+1	1	+1
NSP	13	-5	34	+3	7	0	11	-4	18	0	30	-3	7	-1	11	-1	4	+1
Meilleur	59	+15	50	0	84	+1	77	+8	64	+2	47	-1	76	-1	64	0	89	+2
Moins bon	24	-9	12	-4	8	-1	9	-3	15	-3	19	+4	14	0	22	+1	6	-4

	SE		UK		CZ		EE		CY		LV		LT		HU		MT		PL		SI		SK		BG		HR		RO		CY (tcc)	
	EB	63.4	EB	63.4	EB	63.4	EB	63.4	EB	63.4	EB	63.4	EB	63.4	EB	63.4	EB	63.4	EB	63.4	EB	63.4	EB	63.4	EB	63.4	EB	63.4	EB	63.4		
Much better	51	+2	23	-9	31	33	48	25	20	22	19	28	19	28	45	20	19	28	23	33	31	20	19	28	19	28	33	31	31	31		
Somewhat better	34	+3	43	+5	46	36	21	31	31	31	37	31	36	31	44	22	33	33	33	30	28	32	33	33	33	30	28	32	32	32		
Somewhat less good	6	-3	10	-1	7	7	4	11	16	14	9	12	8	17	10	12	10	12	14	9	10	8	17	10	10	12	14	9	10	10		
Definitely less good	1	-3	1	-1	4	4	0	3	5	10	4	4	3	5	10	4	4	3	3	6	3	6	5	6	3	6	6	3	5	2		
Identical (SPONTANEOUS)	1	0	2	0	2	1	0	2	1	4	3	3	4	3	4	3	3	3	4	3	4	3	3	3	3	4	3	4	3	2		
DK	7	0	19	+4	10	20	22	28	27	13	34	18	7	11	41	19	41	19	25	19	22	76	64	41	62	52	61	63	63			
Better	85	+6	67	-4	77	69	69	56	51	59	50	64	76	64	76	64	76	64	76	64	76	64	76	64	76	64	76	64	76	64		
Less good	7	-5	12	0	11	11	8	14	21	24	12	15	14	22	15	14	22	15	15	19	15	14	22	15	15	19	15	15	15	13		

EUROBAROMETER 63

QD4.4. D'une manière générale, diriez-vous que le niveau de la qualité de vie en Europe en ce moment est meilleur ou moins bon que celui ... ?
De l'Inde
QD4.4 In general, would you say that the standard of the quality of life in Europe at the moment is better or less good than in...?
India

	EU25		EU25		EU15		NMS		BE		CZ		DK		D-W		DE		D-E		EE	
	EB	EB	EB	EB	EB	EB	EB	EB	EB	EB	EB	EB	EB	EB	EB	EB	EB	EB	EB	EB	EB	EB
Vraiment meilleur	63.4	62.1	63.4	62.1	63.4	62.1	63.4	62.1	63.4	62.1	63.4	62.1	63.4	62.1	63.4	62.1	63.4	62.1	63.4	62.1	63.4	62.1
Un peu meilleur	49	-1	50	41	65	-4	45	-4	55	-4	50	0	51	-1	54	-3	52	+9	52	+9	52	+9
Un peu moins bon	27	+3	27	27	25	+4	37	+11	29	+3	21	+5	20	+3	16	-1	20	+1	16	-1	20	+1
Vraiment moins bon	6	-2	5	7	3	+1	5	-3	4	-2	7	-1	7	0	6	0	2	-2	6	0	5	-7
Identique (SPONTANEOUS)	1	0	1	2	1	+1	1	-1	10	+4	2	-1	2	0	2	0	1	0	9	+3	20	-2
NSP	13	+1	12	15	3	0	8	-2	10	+4	11	+2	11	+3	9	0	1	0	9	+3	20	-2
Meilleur	76	+3	77	68	90	0	81	+12	84	-2	71	+4	71	+3	70	-4	72	+10	70	-4	72	+10
Moins bon	10	-3	10	15	6	-1	10	-8	5	-2	16	-6	17	-4	20	+1	17	-4	20	+1	7	-9

	EL		ES		FR		IE		IT		CY		LV		LT		LU	
	EB	EB	EB	EB	EB	EB	EB	EB	EB	EB	EB	EB	EB	EB	EB	EB	EB	EB
Much better	63.4	62.1	63.4	62.1	63.4	62.1	63.4	62.1	63.4	62.1	63.4	62.1	63.4	62.1	63.4	62.1	63.4	62.1
Somewhat better	58	+5	49	+5	57	-4	48	+2	43	+3	66	+10	39	+6	33	-16	73	+10
Somewhat less good	18	+3	25	-6	25	+3	25	+4	33	+6	10	-3	20	+1	21	-1	13	-4
Definitely less good	5	+1	3	-1	4	0	2	-1	7	-3	2	0	7	-2	9	+5	3	0
Identical (SPONTANEOUS)	1	0	1	+1	0	0	2	+2	2	-1	5	-3	6	-2	11	+7	2	-3
DK	14	-4	18	+2	10	+1	19	-6	12	-2	17	-1	27	+1	25	+5	8	-3
Better	76	+8	74	-1	82	-1	73	+6	76	+9	77	+8	60	+8	54	-17	87	+7
Less good	9	-4	7	-2	7	-1	6	-2	10	-5	6	-4	12	-4	20	+12	5	-3

	HU		MT		NL		AT		PL		PT		SI		SK		FI	
	EB	EB	EB	EB	EB	EB	EB	EB	EB	EB	EB	EB	EB	EB	EB	EB	EB	EB
Vraiment meilleur	63.4	62.1	63.4	62.1	63.4	62.1	63.4	62.1	63.4	62.1	63.4	62.1	63.4	62.1	63.4	62.1	63.4	62.1
Un peu meilleur	39	+8	34	-2	71	-4	62	+6	41	+2	24	0	55	-4	37	0	69	-1
Un peu moins bon	24	+7	26	+1	20	+5	22	+2	26	+2	34	+2	24	+4	32	+1	20	+2
Vraiment moins bon	9	-1	5	+2	3	0	4	0	7	0	6	-1	3	0	13	+3	5	0
Identique (SPONTANEOUS)	14	-8	5	-3	2	-1	3	-5	6	-5	4	0	8	-2	7	-2	2	-2
NSP	2	-2	2	+1	0	0	2	+1	2	+1	2	0	3	+3	2	+1	0	0
Meilleur	63	+15	60	-1	90	0	84	+8	67	+4	58	+2	79	0	69	+1	89	+1
Moins bon	23	-9	10	-1	6	0	7	-5	13	-6	10	0	11	-2	19	0	7	-2

	SE		UK		CZ		EE		CY		LV		LT		HU		MT		PL		SI		SK		BG		HR		RO		CY (tcc)	
	EB	EB	EB	EB	EB	EB	EB	EB	EB	EB	EB	EB	EB	EB	EB	EB	EB	EB	EB	EB	EB	EB	EB	EB	EB	EB	EB	EB	EB	EB		
Much better	63.4	62.1	63.4	62.1	63.4	62.1	63.4	62.1	63.4	62.1	63.4	62.1	63.4	62.1	63.4	62.1	63.4	62.1	63.4	62.1	63.4	62.1	63.4	62.1	63.4	62.1	63.4	62.1	63.4	62.1		
Somewhat better	63	+1	38	-13	45	52	66	39	33	39	34	41	55	37	44	35	35	34	26	46	55	37	44	35	27	44	35	35	40	63.4		
Somewhat less good	4	-1	6	+2	5	2	2	7	9	9	5	7	3	13	6	7	8	5	7	6	3	13	6	6	7	8	6	7	7	7		
Definitely less good	2	-5	1	-1	4	5	5	6	11	14	5	6	8	7	6	6	7	5	6	6	3	7	6	6	7	6	7	8	7	7		
Identical (SPONTANEOUS)	1	+1	1	+1	1	0	1	1	1	1	2	2	2	2	2	2	2	2	2	2	3	2	3	2	3	2	2	4	1	1		
DK	7	+1	15	+4	8	20	17	27	25	12	28	18	7	10	41	18	25	19	41	66	79	69	44	66	58	62	58	62	19	23		
Better	87	+6	77	-7	81	72	77	60	54	63	60	67	79	69	44	66	58	62	67	79	69	44	66	58	62	58	62	61	14	14		
Less good	6	-6	7	+1	10	7	6	12	20	23	10	13	11	19	12	13	10	13	10	13	11	19	12	13	10	13	15	15	14	14		

EUROBAROMETER 63

QD5a.1 Diriez-vous que l'économie européenne est plus performante, moins performante ou aussi performante que l'économie ... ?
 Américaine
 QD5a.1 Would you say that the European economy is performing better, performing worse or performing as well as the ... economy?
 American

	EU25		EU25		EU15		NMS		BE		CZ		DK		D-W		DE		D-E		EE	
	EB	EB	EB	EB	EB	EB	EB	EB	EB	EB	EB	EB	EB	EB	EB	EB	EB	EB	EB	EB	EB	EB
Plus performante	63,4	62,1	63,4	62,1	63,4	62,1	63,4	62,1	63,4	62,1	63,4	62,1	63,4	62,1	63,4	62,1	63,4	62,1	63,4	62,1	63,4	62,1
Moins performante	20	-4	22	15	27	-2	15	-1	43	-11	24	-2	23	-2	20	-1	17	-5	31	-2	30	+4
Aussi performante	39	0	38	45	38	0	46	-4	15	+3	36	0	39	0	52	+2	31	-2	22	+2	22	+3
NSP	15	+2	15	15	5	+2	8	0	31	+5	29	+1	28	0	7	+2	9	0	22	+2	22	+3

	EL		ES		FR		IE		IT		CY		LV		LT		LU	
	EB	EB	EB	EB	EB	EB	EB	EB	EB	EB	EB	EB	EB	EB	EB	EB	EB	EB
Performing better	63,4	62,1	63,4	62,1	63,4	62,1	63,4	62,1	63,4	62,1	63,4	62,1	63,4	62,1	63,4	62,1	63,4	62,1
Performing worse	24	-5	26	-3	12	-3	29	-10	11	-9	20	-5	17	0	17	-3	30	0
Performing as well as	37	+2	37	0	55	+1	21	+4	42	+1	27	+4	30	-3	45	-2	36	+1
DK	26	+5	12	-1	22	+1	33	+7	29	+4	32	+1	24	+5	19	-1	25	-1
	13	-2	25	+5	11	+1	17	-1	18	+4	21	0	29	-2	20	+7	9	+1

	HU		MT		NL		AT		PL		PT		SI		SK		FI	
	EB	EB	EB	EB	EB	EB	EB	EB	EB	EB	EB	EB	EB	EB	EB	EB	EB	EB
Plus performante	63,4	62,1	63,4	62,1	63,4	62,1	63,4	62,1	63,4	62,1	63,4	62,1	63,4	62,1	63,4	62,1	63,4	62,1
Moins performante	17	-4	14	-7	39	-4	27	-3	13	0	11	-3	27	-6	18	-1	42	-4
Aussi performante	39	-6	30	+2	27	+3	26	+3	48	-3	48	+4	32	+2	46	+3	26	+2
NSP	34	+9	26	-2	27	-1	36	+4	22	+2	15	0	32	+4	26	-2	27	+1
	10	0	29	+5	8	+2	10	-5	18	+3	26	-1	8	-1	10	+1	5	+1

	SE		UK		CZ		EE		CY		LV		LT		HU		MT		PL		SI		SK		BG		HR		RO		CY	
	EB	EB	EB	EB	EB	EB	EB	EB	EB	EB	EB	EB	EB	EB	EB	EB	EB	EB	EB	EB	EB	EB	EB	EB	EB	EB	EB	EB	EB	EB		
Performing better	63,4	62,1	63,4	62,1	63,4	62,1	63,4	62,1	63,4	62,1	63,4	62,1	63,4	62,1	63,4	62,1	63,4	62,1	63,4	62,1	63,4	62,1	63,4	62,1	63,4	62,1	63,4	62,1	63,4	62,1		
Performing worse	32	-6	24	-5	15	-5	17	-5	20	17	17	14	13	17	17	17	14	13	17	14	13	17	18	13	19	16	39	33	33	33		
Performing as well as	24	-1	28	-2	46	31	27	30	45	39	30	48	32	46	30	33	32	46	30	33	32	46	30	33	32	26	39	26	39	33		
DK	35	+5	24	-2	31	30	32	24	19	34	26	22	24	19	34	26	22	32	26	32	32	26	26	32	32	20	20	8	20	20		
	9	+1	24	+9	8	22	21	29	18	20	10	29	18	20	10	29	18	20	10	29	18	20	10	32	16	21	16	21	16	20		

EUROBAROMETER 63

QD5a.3 Diriez-vous que l'économie européenne est plus performante, moins performante ou aussi performante que l'économie ... ?

Chinese

QD5a.3 Would you say that the European economy is performing better, performing worse or performing as well as the ... economy?

Chinese

	EU25		EU25		EU15		NMS		BE		CZ		DK		D-W		DE		D-E		EE	
	EB	EB	EB	EB	EB	EB	EB	EB	EB	EB	EB	EB	EB	EB	EB	EB	EB	EB	EB	EB	EB	EB
Plus performante	38	-4	36	48	35	-8	57	+3	39	-11	39	-3	63.4	62.1	63.4	62.1	63.4	62.1	63.4	62.1	63.4	62.1
Moins performante	32	+4	34	22	49	+9	22	+2	30	+5	33	+2	34	+2	35	-3	35	-3	35	-3	13	-2
Aussi performante	10	0	10	10	10	0	10	-3	15	+2	12	0	13	0	13	+2	13	+2	13	+2	8	0
NSP	20	0	20	20	7	0	11	-2	17	+5	16	+1	15	+1	11	+3	11	+1	11	+3	24	-1

	EL		ES		FR		IE		IT		CY		LV		LT		LU	
	EB	EB	EB	EB	EB	EB	EB	EB	EB	EB	EB	EB	EB	EB	EB	EB	EB	EB
Performing better	49	-3	47	-5	31	-7	34	-6	30	-3	60	+9	38	+2	54	-3	42	+3
Performing worse	21	+2	19	0	44	+9	21	+9	40	+7	11	-2	17	0	13	-1	33	+3
Performing as well as	9	+2	5	0	8	-2	15	0	10	-1	6	-2	11	+1	6	-1	9	-4
DK	21	-1	29	+4	17	0	30	-3	20	-3	24	-4	34	-3	27	+6	16	-2

	HU		MT		NL		AT		PL		PT		SI		SK		FI	
	EB	EB	EB	EB	EB	EB	EB	EB	EB	EB	EB	EB	EB	EB	EB	EB	EB	EB
Plus performante	48	+4	29	-8	35	-8	38	-3	44	-1	36	-4	58	-6	54	-3	70	+1
Moins performante	23	-1	23	+3	50	+12	30	+8	23	-1	22	+8	25	+4	22	+2	18	0
Aussi performante	14	0	7	-1	7	-2	17	+1	9	+1	8	-1	9	+3	12	+2	8	-1
NSP	15	-3	42	+6	8	-2	14	-7	25	+2	34	-3	9	0	12	-1	5	+1

	SE		UK		CZ		EE		CY		LV		LT		HU		MT		PL		SI		SK		BG		HR		RO		CY	
	EB	EB	EB	EB	EB	EB	EB	EB	EB	EB	EB	EB	EB	EB	EB	EB	EB	EB	EB	EB	EB	EB	EB	EB	EB	EB	EB	EB	EB	EB		
Performing better	55	0	26	-9	57	55	60	38	63.4	63.4	63.4	63.4	63.4	63.4	63.4	63.4	63.4	63.4	63.4	63.4	63.4	63.4	63.4	63.4	63.4	63.4	63.4	63.4	63.4	63.4		
Performing worse	21	-2	32	+7	22	13	11	17	13	23	23	23	23	23	23	23	23	23	23	23	23	23	23	23	23	23	23	23	23	23	23	
Performing as well as	8	-1	12	-2	10	8	6	11	6	14	7	9	6	14	14	14	14	14	14	14	14	14	14	14	14	14	14	14	14	14		
DK	16	+3	29	+3	11	24	24	34	27	15	42	25	9	27	15	42	25	9	27	15	42	25	9	27	15	42	25	9	27	22		

EUROBAROMETER 63

QD5b.1 Pour chacun des domaines suivants, dites-moi si selon vous l'Union européenne est en avance, en retard ou au même niveau que les Etats-Unis.
 La recherche scientifique
 QD5b.1 For each of the following, please tell me whether in your opinion the European Union is ahead, behind or at the same level as the United States.
 Scientific research

	EU25	EU15	NMS	BE	CZ	DK	D-W	DE	D-E	EE	EL	ES	FR	IE	IT	CY	LV	LT
	EB	EB	EB	EB	EB	EB	EB	EB	EB	EB	EB	EB	EB	EB	EB	EB	EB	EB
	63,4	63,4	63,4	63,4	63,4	63,4	63,4	63,4	63,4	63,4	63,4	63,4	63,4	63,4	63,4	63,4	63,4	63,4
En avance	12	12	13	15	14	9	10	10	11	14	16	14	8	15	10	15	13	12
En retard	54	56	44	56	45	52	62	62	66	37	53	54	64	51	58	57	34	39
Au même niveau	23	22	31	28	36	33	20	19	16	26	24	17	22	20	21	19	29	21
NSP	11	11	13	2	6	5	9	9	7	22	7	16	6	13	10	8	24	27

	LU	HU	MT	NL	AT	PL	PT	SI	SK	FI	SE	UK	BG	HR	RO	TR	CY
	EB	EB	EB	EB	EB	EB	EB	EB	EB	EB	EB	EB	EB	EB	EB	EB	EB
	63,4	63,4	63,4	63,4	63,4	63,4	63,4	63,4	63,4	63,4	63,4	63,4	63,4	63,4	63,4	63,4	63,4
Ahead	9	16	10	13	19	11	10	18	12	22	11	16	12	14	13	33	24
Behind	68	42	43	56	44	44	51	53	51	41	54	43	27	42	35	36	45
At the same level	16	34	29	28	27	30	23	22	31	34	31	22	27	33	30	17	9
DK	7	8	19	3	10	15	16	8	6	3	3	19	35	12	22	14	21

EUROBAROMETER 63

QD5b.2 Pour chacun des domaines suivants, dites-moi si selon vous l'Union européenne est en avance, en retard ou au même niveau que les Etats-Unis.
 La recherche médicale
 QD5b.2 For each of the following, please tell me whether in your opinion the European Union is ahead, behind or at the same level as the United States.
 Medical research

	EU25	EU15	NMS	BE	CZ	DK	D-W	DE	D-E	EE	EL	ES	FR	IE	IT	CY	LV	LT
	EB	EB	EB	EB	EB	EB	EB	EB	EB	EB	EB	EB	EB	EB	EB	EB	EB	EB
	63,4	63,4	63,4	63,4	63,4	63,4	63,4	63,4	63,4	63,4	63,4	63,4	63,4	63,4	63,4	63,4	63,4	63,4
En avance	14	14	15	24	19	21	11	11	11	17	20	15	13	14	10	21	15	13
En retard	51	52	42	44	35	37	61	62	65	31	51	49	55	53	57	47	31	36
Au même niveau	24	23	31	30	40	36	19	19	18	30	23	19	27	20	24	24	31	25
NSP	11	10	12	2	6	6	9	9	6	22	6	16	6	13	10	8	23	26

	LU	HU	MT	NL	AT	PL	PT	SI	SK	FI	SE	UK	BG	HR	RO	TR	CY
	EB	EB	EB	EB	EB	EB	EB	EB	EB	EB	EB	EB	EB	EB	EB	EB	EB
	63,4	63,4	63,4	63,4	63,4	63,4	63,4	63,4	63,4	63,4	63,4	63,4	63,4	63,4	63,4	63,4	63,4
Ahead	14	20	17	16	22	12	12	21	13	24	19	17	16	14	15	33	27
Behind	60	40	26	54	41	45	45	47	50	38	45	44	23	40	32	38	36
At the same level	21	33	37	26	28	26	26	25	31	35	33	22	27	34	31	14	10
DK	6	8	20	4	9	14	17	8	6	3	4	17	33	12	21	15	26

EUROBAROMETER 63

QD5b.3 Pour chacun des domaines suivants, dites-moi si selon vous l'Union européenne est en avance, en retard ou au même niveau que les Etats-Unis.
 La protection de l'environnement
 QD5b.3 For each of the following, please tell me whether in your opinion the European Union is ahead, behind or at the same level as the United States.
 Protection of the environment

	EU25	EU15	NMS	BE	CZ	DK	D-W	DE	D-E	EE	EL	ES	FR	IE	IT	CY	LV	LT
	EB	EB	EB	EB	EB	EB	EB	EB	EB	EB	EB	EB	EB	EB	EB	EB	EB	EB
	63,4	63,4	63,4	63,4	63,4	63,4	63,4	63,4	63,4	63,4	63,4	63,4	63,4	63,4	63,4	63,4	63,4	63,4
En avance	55	59	37	73	46	81	75	77	84	42	54	46	66	48	26	74	37	21
En retard	15	15	19	8	16	5	8	7	4	10	18	20	10	18	32	6	13	23
Au même niveau	18	15	30	16	31	9	7	7	7	25	20	14	15	20	29	10	26	28
NSP	12	11	14	3	7	5	10	9	6	23	7	20	8	14	13	11	24	27

	LU	HU	MT	NL	AT	PL	PT	SI	SK	FI	SE	UK	BG	HR	RO	TR	CY
	EB	EB	EB	EB	EB	EB	EB	EB	EB	EB	EB	EB	EB	EB	EB	EB	EB
	63,4	63,4	63,4	63,4	63,4	63,4	63,4	63,4	63,4	63,4	63,4	63,4	63,4	63,4	63,4	63,4	63,4
Ahead	76	34	44	84	72	33	22	67	44	80	81	61	22	46	26	46	35
Behind	6	28	11	5	7	18	24	12	23	6	5	13	16	13	19	19	23
At the same level	10	29	28	7	13	32	34	15	28	11	11	12	27	27	34	19	15
DK	7	9	17	4	8	17	19	7	5	3	4	14	34	14	21	16	27

EUROBAROMETER 63

QD5b.4 Pour chacun des domaines suivants, dites-moi si selon vous l'Union européenne est en avance, en retard ou au même niveau que les Etats-Unis.
 L'innovation technologique
 QD5b.4 For each of the following, please tell me whether in your opinion the European Union is ahead, behind or at the same level as the United States.
 Innovation technology

	EU25	EU15	NMS	BE	CZ	DK	D-W	DE	D-E	EE	EL	ES	FR	IE	IT	CY	LV	LT
	EB	EB	EB	EB	EB	EB	EB	EB	EB	EB	EB	EB	EB	EB	EB	EB	EB	EB
	63,4	63,4	63,4	63,4	63,4	63,4	63,4	63,4	63,4	63,4	63,4	63,4	63,4	63,4	63,4	63,4	63,4	63,4
En avance	15	16	12	17	13	17	21	20	18	14	16	17	13	15	9	16	13	12
En retard	47	48	43	53	43	34	42	44	48	31	49	52	50	45	58	47	35	38
Au même niveau	24	23	28	28	33	34	23	23	24	27	21	14	27	22	22	21	25	25
NSP	14	13	17	2	11	15	13	13	10	29	13	17	10	18	11	16	26	25

	LU	HU	MT	NL	AT	PL	PT	SI	SK	FI	SE	UK	BG	HR	RO	TR	CY
	EB	EB	EB	EB	EB	EB	EB	EB	EB	EB	EB	EB	EB	EB	EB	EB	EB
	63,4	63,4	63,4	63,4	63,4	63,4	63,4	63,4	63,4	63,4	63,4	63,4	63,4	63,4	63,4	63,4	63,4
Ahead	12	13	10	18	23	11	9	24	12	36	16	16	12	15	12	34	27
Behind	60	42	41	47	38	44	41	44	45	25	40	45	29	37	34	32	41
At the same level	18	29	26	29	24	26	33	23	31	31	31	18	24	33	28	19	9
DK	10	17	24	6	15	19	17	10	11	8	13	20	35	15	25	15	22

EUROBAROMETER 63

QD5b.5 Pour chacun des domaines suivants, dites-moi si selon vous l'Union européenne est en avance, en retard ou au même niveau que les Etats-Unis.
 Les systèmes de santé
 QD5b.5 For each of the following, please tell me whether in your opinion the European Union is ahead, behind or at the same level as the United States.
 The healthcare system

	EU25	EU15	NMS	BE	CZ	DK	D-W	DE	D-E	EE	EL	ES	FR	IE	IT	CY	LV	LT
	EB	EB	EB	EB	EB	EB	EB	EB	EB	EB	EB	EB	EB	EB	EB	EB	EB	EB
	63,4	63,4	63,4	63,4	63,4	63,4	63,4	63,4	63,4	63,4	63,4	63,4	63,4	63,4	63,4	63,4	63,4	63,4
En avance	50	56	19	82	26	71	71	72	76	27	30	47	73	36	34	38	16	14
En retard	22	20	35	8	30	8	11	10	8	21	39	22	11	37	35	22	30	30
Au même niveau	16	13	27	8	32	15	9	9	10	30	24	10	10	13	19	25	31	28
NSP	12	11	18	2	12	6	9	9	6	23	8	21	6	13	12	14	24	28

	LU	HU	MT	NL	AT	PL	PT	SI	SK	FI	SE	UK	BG	HR	RO	TR	CY
	EB	EB	EB	EB	EB	EB	EB	EB	EB	EB	EB	EB	EB	EB	EB	EB	EB
	63,4	63,4	63,4	63,4	63,4	63,4	63,4	63,4	63,4	63,4	63,4	63,4	63,4	63,4	63,4	63,4	63,4
Ahead	77	15	29	69	69	16	13	57	24	83	72	44	17	36	16	44	32
Behind	10	45	14	13	9	36	33	19	39	5	10	27	18	19	26	22	26
At the same level	8	29	38	16	14	26	34	15	28	9	14	12	28	28	35	19	18
DK	5	10	19	3	7	23	20	8	9	2	5	16	37	17	23	15	24

EUROBAROMETER 63

QD5b.6 Pour chacun des domaines suivants, dites-moi si selon vous l'Union européenne est en avance, en retard ou au même niveau que les Etats-Unis.
L'éducation
QD5b.6 For each of the following, please tell me whether in your opinion the European Union is ahead, behind or at the same level as the United States.
Education

	EU25	EU15	NMS	BE	CZ	DK	D-W	DE	D-E	EE	EL	ES	FR	IE	IT	CY	LV	LT
	EB	EB	EB	EB	EB	EB	EB	EB	EB	EB	EB	EB	EB	EB	EB	EB	EB	EB
	63,4	63,4	63,4	63,4	63,4	63,4	63,4	63,4	63,4	63,4	63,4	63,4	63,4	63,4	63,4	63,4	63,4	63,4
En avance	38	38	34	67	39	36	40	42	52	38	34	42	47	56	22	42	30	23
En retard	24	24	23	7	22	16	27	26	20	15	36	19	13	17	42	15	19	23
Au même niveau	24	23	28	22	32	40	21	21	19	28	22	13	27	17	22	28	30	27
NSP	14	14	15	4	8	8	11	11	9	20	9	26	13	11	14	21	21	26

	LU	HU	MT	NL	AT	PL	PT	SI	SK	FI	SE	UK	BG	HR	RO	TR	CY
	EB	EB	EB	EB	EB	EB	EB	EB	EB	EB	EB	EB	EB	EB	EB	EB	EB
	63,4	63,4	63,4	63,4	63,4	63,4	63,4	63,4	63,4	63,4	63,4	63,4	63,4	63,4	63,4	63,4	63,4
Ahead	52	38	48	45	52	31	13	52	47	70	36	32	29	46	34	46	34
Behind	11	25	7	18	12	23	33	19	24	8	19	26	15	15	15	21	28
At the same level	19	28	29	30	26	28	34	21	23	19	39	24	23	26	29	19	14
DK	17	10	16	7	9	19	19	8	7	3	5	19	33	12	22	14	24

EUROBAROMETER 63

QD5b.7 Pour chacun des domaines suivants, dites-moi si selon vous l'Union européenne est en avance, en retard ou au même niveau que les Etats-Unis.
La lutte contre les inégalités sociales

QD5b.7 For each of the following, please tell me whether in your opinion the European Union is ahead, behind or at the same level as the United States.
Fighting social disparities

	EU25	EU15	NMS	BE	CZ	DK	D-W	DE	D-E	EE	EL	ES	FR	IE	IT	CY	LV	LT
	EB	EB	EB	EB	EB	EB	EB	EB	EB	EB	EB	EB	EB	EB	EB	EB	EB	EB
	63,4	63,4	63,4	63,4	63,4	63,4	63,4	63,4	63,4	63,4	63,4	63,4	63,4	63,4	63,4	63,4	63,4	63,4
En avance	50	55	29	78	36	83	69	70	73	33	56	49	65	41	30	66	21	20
En retard	15	14	22	8	20	3	10	9	6	16	16	16	9	19	27	8	21	25
Au même niveau	19	17	31	12	32	8	9	10	14	25	19	13	15	17	27	9	29	25
NSP	15	14	18	2	12	6	12	11	7	25	10	21	11	22	16	16	29	30

	LU	HU	MT	NL	AT	PL	PT	SI	SK	FI	SE	UK	BG	HR	RO	TR	CY
	EB	EB	EB	EB	EB	EB	EB	EB	EB	EB	EB	EB	EB	EB	EB	EB	EB
	63,4	63,4	63,4	63,4	63,4	63,4	63,4	63,4	63,4	63,4	63,4	63,4	63,4	63,4	63,4	63,4	63,4
Ahead	77	24	35	81	66	27	19	65	30	78	75	40	25	41	20	46	37
Behind	6	31	10	6	10	21	25	12	24	5	6	15	16	16	19	18	21
At the same level	8	34	28	10	14	31	36	15	35	14	13	22	23	28	33	18	15
DK	10	11	28	3	11	22	20	8	10	3	6	24	37	14	27	18	26

EUROBAROMETER 63

QD5b.8 Pour chacun des domaines suivants, dites-moi si selon vous l'Union européenne est en avance, en retard ou au même niveau que les Etats-Unis.
 La lutte contre le chômage
 QD5b.8 For each of the following, please tell me whether in your opinion the European Union is ahead, behind or at the same level as the United States.
 Fighting unemployment

	EU25	EU15	NMS	BE	CZ	DK	D-W	DE	D-E	EE	EL	ES	FR	IE	IT	CY	LV	LT
	EB	EB	EB	EB	EB	EB	EB	EB	EB	EB	EB	EB	EB	EB	EB	EB	EB	EB
	63,4	63,4	63,4	63,4	63,4	63,4	63,4	63,4	63,4	63,4	63,4	63,4	63,4	63,4	63,4	63,4	63,4	63,4
En avance	30	32	19	59	26	62	31	30	26	31	27	32	29	42	14	45	18	17
En retard	28	27	33	14	23	6	32	32	34	15	37	23	30	18	39	13	21	29
Au même niveau	25	24	30	23	37	23	22	23	28	28	28	16	27	21	29	21	33	26
NSP	17	17	17	4	13	9	15	14	12	26	8	28	15	19	17	21	28	28

	LU	HU	MT	NL	AT	PL	PT	SI	SK	FI	SE	UK	BG	HR	RO	TR	CY
	EB	EB	EB	EB	EB	EB	EB	EB	EB	EB	EB	EB	EB	EB	EB	EB	EB
	63,4	63,4	63,4	63,4	63,4	63,4	63,4	63,4	63,4	63,4	63,4	63,4	63,4	63,4	63,4	63,4	63,4
Ahead	60	19	22	63	53	15	10	52	20	58	53	34	19	26	16	45	35
Behind	13	35	18	9	11	38	38	15	34	10	12	20	18	21	23	20	26
At the same level	14	35	34	19	22	27	31	24	37	26	26	23	26	37	37	20	14
DK	13	11	26	8	14	20	21	9	9	5	9	23	36	15	24	16	26

EUROBAROMETER 63

QD5b.9 Pour chacun des domaines suivants, dites-moi si selon vous l'Union européenne est en avance, en retard ou au même niveau que les Etats-Unis.
 La lutte contre les discriminations
 QD5b.9 For each of the following, please tell me whether in your opinion the European Union is ahead, behind or at the same level as the United States.
 Fighting discrimination

	EU25	EU15	NMS	BE	CZ	DK	D-W	DE	D-E	EE	EL	ES	FR	IE	IT	CY	LV	LT
	EB	EB	EB	EB	EB	EB	EB	EB	EB	EB	EB	EB	EB	EB	EB	EB	EB	EB
	63,4	63,4	63,4	63,4	63,4	63,4	63,4	63,4	63,4	63,4	63,4	63,4	63,4	63,4	63,4	63,4	63,4	63,4
En avance	44	48	28	63	28	49	57	58	65	31	55	46	53	38	26	66	20	20
En retard	18	17	23	14	25	11	15	13	9	18	16	19	14	21	29	10	20	21
Au même niveau	23	21	32	20	38	30	15	16	18	24	19	13	21	20	29	10	32	27
NSP	15	14	17	3	10	9	14	13	8	26	9	22	11	20	16	14	28	32

	LU	HU	MT	NL	AT	PL	PT	SI	SK	FI	SE	UK	BG	HR	RO	TR	CY
	EB	EB	EB	EB	EB	EB	EB	EB	EB	EB	EB	EB	EB	EB	EB	EB	EB
	63,4	63,4	63,4	63,4	63,4	63,4	63,4	63,4	63,4	63,4	63,4	63,4	63,4	63,4	63,4	63,4	63,4
Ahead	63	20	35	65	58	29	21	61	26	71	54	42	26	44	23	45	37
Behind	8	33	10	11	12	21	26	12	29	6	11	17	16	15	20	22	23
At the same level	18	37	30	19	18	30	33	17	35	18	26	23	21	21	33	14	13
DK	11	11	25	5	12	19	20	9	9	4	9	18	37	15	24	20	27

EUROBAROMETER 63

QD5b.10 Pour chacun des domaines suivants, dites-moi si selon vous l'Union européenne est en avance, en retard ou au même niveau que les Etats-Unis.
 La création d'entreprise
 QD5b.10 For each of the following, please tell me whether in your opinion the European Union is ahead, behind or at the same level as the United States.
 The creation of companies

	EU25	EU15	NMS	BE	CZ	DK	D-W	DE	D-E	EE	EL	ES	FR	IE	IT	CY	LV	LT
	EB	EB	EB	EB	EB	EB	EB	EB	EB	EB	EB	EB	EB	EB	EB	EB	EB	EB
	63,4	63,4	63,4	63,4	63,4	63,4	63,4	63,4	63,4	63,4	63,4	63,4	63,4	63,4	63,4	63,4	63,4	63,4
En avance	14	13	14	21	11	20	12	12	13	17	17	20	11	17	10	17	15	17
En retard	46	48	36	45	43	34	53	55	59	24	52	38	58	40	51	20	24	24
Au même niveau	21	19	28	29	28	28	17	17	14	28	21	15	15	18	22	28	31	23
NSP	20	19	22	6	18	17	17	16	14	30	11	27	16	24	17	35	30	36

	LU	HU	MT	NL	AT	PL	PT	SI	SK	FI	SE	UK	BG	HR	RO	TR	CY
	EB	EB	EB	EB	EB	EB	EB	EB	EB	EB	EB	EB	EB	EB	EB	EB	EB
	63,4	63,4	63,4	63,4	63,4	63,4	63,4	63,4	63,4	63,4	63,4	63,4	63,4	63,4	63,4	63,4	63,4
Ahead	19	11	18	16	23	15	9	28	12	25	17	11	9	17	12	35	28
Behind	42	39	22	44	39	34	41	33	47	36	44	42	25	27	24	25	24
At the same level	18	30	27	25	17	28	28	24	25	31	26	20	23	31	34	19	16
DK	22	20	34	15	21	23	23	15	16	8	13	27	43	24	30	22	32

EUROBAROMETER 63

QD6 Les conséquences de la mondialisation des échanges sont multiples. Lorsque vous entendez le mot "mondialisation", à quoi pensez-vous avant tout ?
 QD6 There are multiple consequences of the globalisation of trade. When you hear the word "globalisation", what comes to mind first?

	EU25		EU25		EU15		NMS		BE		CZ		DK		D-W		DE		D-E		EE			
	EB	63.4	EB	62.1	EB	63.4	EB	63.4	EB	63.4	EB	63.4	EB	63.4	EB	63.4	EB	63.4	EB	63.4	EB	63.4		
Aux opportunités en termes de nouveaux débouchés	16	-2	16	-2	15	-2	15	-2	12	-5	15	-2	17	-4	16	-4	17	-4	20	-4	20	-4	17	-2
Aux investissements étrangers dans (NOTRE PAYS)	12	-1	10	-3	10	-3	18	+2	10	-3	18	+2	4	-3	5	-1	5	-1	3	-4	3	-4	16	-1
Aux délocalisations de certaines entreprises vers des pays où la main d'œuvre est moins chère	38	+2	40	+6	26	+8	34	+6	56	+8	34	+6	47	+5	51	+7	51	+6	53	+4	17	+2	17	+2
A une concurrence accrue pour les entreprises (NATIONALITE)	18	+2	17	+2	20	+1	18	-4	18	+1	19	-4	17	-1	15	+2	14	+1	12	-3	12	-3	26	+1
Autre (SPONTANÉ)	3	-2	3	-2	2	-2	2	-2	1	-2	2	-2	4	0	5	-4	5	-2	4	+2	4	+2	2	0
NSP	14	+1	13	+1	18	+2	13	+2	4	+2	13	+2	4	-2	8	0	7	0	7	+3	7	+3	22	+2

	EL		ES		FR		IE		IT		CY		LV		LT		LU	
	EB	63.4	EB	62.1	EB	63.4	EB	62.1	EB	63.4	EB	63.4	EB	62.1	EB	63.4	EB	62.1
Opportunités for (NATIONALITY) companies in terms of new outlets	10	0	15	-3	8	-4	15	-4	17	+1	10	-3	12	-3	17	-5	9	-4
Foreign investments in (OUR COUNTRY)	17	-4	14	-4	4	-3	17	-2	20	0	25	+8	17	0	16	-2	10	-4
Delocalisation of some companies to countries where labour is cheaper	49	+9	22	+3	59	+3	31	+4	26	-2	18	+1	17	+3	14	+1	43	+11
Increased competition for (NATIONALITY) companies	17	+2	16	+1	22	+4	16	+2	19	+4	28	-5	26	-2	14	0	23	+2
Other (SPONTANEOUS)	1	-3	2	-5	1	-1	2	-3	5	-1	6	+1	1	-1	3	0	3	-3
DK	6	-5	30	+7	6	+1	20	+3	13	-3	13	-2	26	+2	36	+7	11	-3

	HU		MT		NL		AT		PL		PT		SI		SK		FI	
	EB	63.4	EB	62.1	EB	63.4	EB	62.1	EB	63.4	EB	63.4	EB	62.1	EB	63.4	EB	62.1
Aux opportunités en termes de nouveaux débouchés pour les entreprises (NATIONALITE)	15	-2	14	0	35	+6	16	+2	15	+1	9	-1	11	-8	15	0	17	-3
Aux investissements étrangers dans (NOTRE PAYS)	22	-4	13	-2	8	-1	10	-6	16	+2	18	0	19	+1	22	+1	8	0
Aux délocalisations de certaines entreprises vers des pays où la main d'œuvre est moins chère	26	+4	23	+5	13	-19	45	-2	25	0	34	+1	32	+7	30	+1	42	-1
A une concurrence accrue pour les entreprises (NATIONALITE)	21	+2	28	-1	29	+14	17	+4	21	-3	14	0	20	-4	21	0	16	+1
Autre (SPONTANÉ)	2	-2	3	0	4	-2	4	-1	3	+1	1	-2	6	+2	1	-1	12	+4
NSP	14	+1	20	-1	11	+3	9	+3	21	0	23	+1	12	+1	11	-1	6	+1

	SE		UK		BG		HR		RO		TR		CY (tccc)	
	EB	63.4	EB	62.1	EB	63.4	EB	63.4	EB	63.4	EB	63.4	EB	63.4
Opportunités for (NATIONALITY) companies in terms of new outlets	27	-1	18	-2	15	5	23	14	33					
Foreign investments in (OUR COUNTRY)	4	-2	10	-1	15	24	32	30	29					
Delocalisation of some companies to countries where labour is cheaper	49	+9	36	-1	20	30	20	11	7					
Increased competition for (NATIONALITY) companies	12	-4	13	-1	16	22	19	12	6					
Other (SPONTANEOUS)	3	-3	3	0	1	2	5	1	2					
DK	5	+1	20	+5	33	17	-	31	24					

EUROBAROMETER 63

QD7 De laquelle des deux opinions suivantes vous sentez-vous le(la) plus proche ? D'une manière générale les entreprises qui délocalisent ...
 QD7 Which of the following two points of view comes closest to yours? In general companies which relocate...

	EU25	EU15	NMS	BE	CZ	DK	D-W	DE	D-E	EE	EL	ES	FR	IE	IT	CY	LV	LT
	EB	EB	EB	EB	EB	EB	EB	EB	EB	EB	EB	EB	EB	EB	EB	EB	EB	EB
	63,4	63,4	63,4	63,4	63,4	63,4	63,4	63,4	63,4	63,4	63,4	63,4	63,4	63,4	63,4	63,4	63,4	63,4
N'ont pas d'autre choix si elles veulent éviter de fermer	21	21	19	23	19	23	24	23	19	20	20	15	19	19	27	26	20	20
Le font avant tout pour augmenter leur profit	69	68	71	75	74	72	70	71	78	68	77	58	74	69	58	64	66	58
NSP	11	11	10	2	8	4	7	6	3	12	2	27	6	12	14	9	14	22
	LU	HU	MT	NL	AT	PL	PT	SI	SK	FI	SE	UK	BG	HR	RO	TR	CY	
	EB	EB	EB	EB	EB	EB	EB	EB	EB	EB	EB	EB	EB	EB	EB	EB	EB	EB
	63,4	63,4	63,4	63,4	63,4	63,4	63,4	63,4	63,4	63,4	63,4	63,4	63,4	63,4	63,4	63,4	63,4	63,4
Do not have any other choice if they want to avoid shutting down	18	20	19	17	28	18	18	14	24	13	20	19	26	23	22	33	38	
Do so in order to increase their profit	75	73	71	78	64	72	69	81	66	84	75	67	46	68	55	33	45	
DK	7	7	10	5	8	10	12	4	10	3	5	13	28	9	22	34	17	

EUROBAROMETER 63

Q88 Parmi les propositions suivantes, quelles sont celles qui seraient votre priorité pour améliorer la performance de l'économie européenne ? (MAX. 3 REPONSES)
 Q88 Which of the following statements would you prioritise to improve the performance of the European economy? (MAX. 3 ANSWERS)

	EU25		EU25		EU15		NMS		BE		CZ		DK		D-W		DE		D-E		EE	
	EB	62.1	EB	62.1	EB	62.1	EB	62.1	EB	62.1	EB	62.1	EB	62.1	EB	62.1	EB	62.1	EB	62.1	EB	62.1
Augmenter la durée légale du travail	63.4	62.1	63.4	62.1	63.4	62.1	63.4	62.1	63.4	62.1	63.4	62.1	63.4	62.1	63.4	62.1	63.4	62.1	63.4	62.1	63.4	62.1
Améliorer la formation professionnelle et l'éducation	10	-3	11	6	12	-4	9	+1	8	-3	15	-7	13	-7	13	-7	13	-7	7	-3	7	0
Investir dans la recherche et l'innovation	60	-3	61	54	59	-9	59	-1	83	+3	68	-3	69	-3	75	-2	73	-2	73	-2	73	+1
Faciliter la création d'entreprises	46	+3	46	40	53	+2	58	-2	72	+5	58	-2	72	+5	72	+1	42	+8	42	+8	37	+2
Utiliser l'énergie de manière plus efficace	24	-1	25	19	28	0	27	-10	38	+11	23	0	22	0	21	+4	32	+5	21	+4	32	+5
Investir dans les infrastructures de transports (autres que les autoroutes, chemins de fer, etc.)	22	+1	20	33	21	+2	39	-3	12	+2	15	+4	16	+3	19	-2	27	-1	19	-2	27	-1
Autre (SPONTANÉ)	2	0	2	1	2	0	1	0	0	-2	4	+1	4	+1	2	-1	4	+1	2	-1	4	0
NSP	8	+3	7	9	3	+2	7	+1	3	0	4	+1	3	0	4	+1	3	+1	2	+1	9	0

	EL		ES		FR		IE		IT		CY		LV		LT		LU	
	EB	62.1	EB	62.1	EB	62.1	EB	62.1	EB	62.1	EB	62.1	EB	62.1	EB	62.1	EB	62.1
Increase the legal number of working hours	7	-6	4	-5	20	-5	13	+3	7	0	3	-1	6	-1	4	-2	11	-3
Improve education and professional training	66	-8	51	-6	66	0	62	-3	53	0	72	-4	58	-8	62	-21	72	+7
Invest in research and innovation	38	-1	41	-7	51	+1	46	+10	50	+2	31	-11	27	+5	48	-13	48	+11
Facilitate the creation of companies	66	+1	47	+1	65	+7	31	0	46	+2	27	-6	42	-5	38	-22	49	+14
Use energy more efficiently	33	+13	20	-2	30	-2	38	+1	19	+1	39	-1	16	+2	15	-11	30	-1
Invest in transport infrastructure (motorways, railways, etc.)	29	+5	17	+4	17	+2	40	+1	14	+1	22	+3	29	-4	10	-11	20	-5
Other (SPONTANEOUS)	0	-1	2	-1	1	0	1	0	2	0	0	0	0	-1	2	-2	2	-1
DK	4	0	16	+6	3	+1	8	-3	7	0	13	+1	14	+6	12	+4	4	-2

	HU		MT		NL		AT		PL		PT		SI		SK		FI	
	EB	62.1	EB	62.1	EB	62.1	EB	62.1	EB	62.1	EB	62.1	EB	62.1	EB	62.1	EB	62.1
Augmenter la durée légale du travail	63.4	62.1	63.4	62.1	63.4	62.1	63.4	62.1	63.4	62.1	63.4	62.1	63.4	62.1	63.4	62.1	63.4	62.1
Améliorer la formation professionnelle et l'éducation	6	+2	12	+1	10	-3	13	-2	6	0	22	0	4	-2	3	-1	5	-2
Investir dans la recherche et l'innovation	61	-4	60	-10	73	-6	65	0	48	-9	57	+1	69	-9	57	-7	71	+2
Faciliter la création d'entreprises	39	+4	39	+4	62	+6	48	+1	37	+2	39	+2	62	-10	52	+2	51	+5
Utiliser l'énergie de manière plus efficace	43	+1	46	+1	28	+6	42	-4	50	-3	41	-7	46	+4	27	0	54	+6
Investir dans les infrastructures de transports (autres que les autoroutes, chemins de fer, etc.)	35	+3	35	+3	29	-3	28	0	8	-2	18	+3	41	-2	39	+2	28	-3
Autre (SPONTANÉ)	47	+5	21	-2	43	0	26	+2	28	-3	19	+5	32	+3	52	+2	16	-3
NSP	1	-1	0	-2	1	-1	5	0	1	0	1	+1	8	+2	2	+1	2	+1
	8	-1	8	0	3	+1	7	+2	11	+4	13	+2	4	+2	6	+1	3	+1

EUROBAROMETER 63

QD8 Parmi les propositions suivantes, quelles sont celles qui seraient votre priorité pour améliorer la performance de l'économie européenne ? (MAX. 3 REPONSES)
 QD8 Which of the following statements would you prioritise to improve the performance of the European economy? (MAX. 3 ANSWERS)

	SE		UK		BG		HR		RO		TR		CY	
	EB	EB	EB	EB	EB	EB	EB	EB	EB	EB	EB	EB	EB	EB
Increase the legal number of working hours	63.4	62.1	63.4	62.1	63.4	63.4	63.4	63.4	63.4	63.4	63.4	63.4	63.4	63.4
Improve education and professional training	3	-3	7	0	6	15	10	15	10	22	20	22	20	20
Invest in research and innovation	69	+8	56	-3	46	54	61	54	61	53	54	53	54	54
Facilitate the creation of companies	53	-3	34	-1	43	50	48	50	48	37	40	37	40	40
Use energy more efficiently	62	+7	11	+1	19	43	48	43	48	20	21	20	21	21
Invest in transport infrastructure (motorways, railways, etc.)	28	0	32	+1	24	21	19	21	19	32	30	32	30	30
Other (SPONTANEOUS)	31	+1	24	0	22	20	27	20	27	15	11	15	11	11
DK	4	+3	1	0	1	1	-	1	-	1	2	1	1	2
	3	0	15	+8	23	8	15	8	15	21	10	21	10	10

EUROBAROMETER 63

QD9 A votre avis, d'ici cinq ans, l'Union européenne peut-elle devenir la première puissance économique au monde ?
 QD9 In your opinion, could the European Union become the world's top economic power within the next five years?

	EU25		EU25		EU15		NMS		BE		CZ		DK		D-W		DE		D-E		EE			
	EB	63.4	62.1	63.4	62.1	63.4	62.1	63.4	62.1	63.4	62.1	63.4	62.1	63.4	62.1	63.4	62.1	63.4	62.1	63.4	62.1	63.4	62.1	
Oui, certainement	6	0	5	8	4	-2	8	+3	6	-3	3	-1	3	0	2	-1	3	0	2	-1	3	0	2	-1
Oui, probablement	29	-3	29	33	26	-4	30	-3	21	-3	21	-1	20	-3	18	-9	20	-3	18	-9	38	+3	38	+3
Non, probablement pas	37	0	37	37	50	0	41	+1	44	+1	44	+5	45	+5	52	+6	46	+5	52	+6	34	-5	34	-5
Non, certainement pas	16	-1	17	12	18	0	15	-4	23	+3	25	-4	25	-4	24	-2	25	-4	24	-2	9	-2	9	-2
NSP	11	+2	11	11	2	+1	7	-2	6	+2	6	+1	6	+1	5	+1	6	+1	5	+1	11	+2	11	+2
Oui	35	-3	34	41	30	-6	38	0	27	-6	38	0	27	-6	24	-2	23	-4	19	-11	45	+5	45	+5
Non	54	+1	55	48	67	+4	55	+2	67	+4	55	+2	67	+4	70	+1	71	+2	76	+9	44	-6	44	-6

	EL		ES		FR		IE		IT		CY		LV		LT		LU							
	EB	63.4	62.1	63.4	62.1	63.4	62.1	63.4	62.1	63.4	62.1	63.4	62.1	63.4	62.1	63.4	62.1	63.4	62.1					
Yes, certainly	23	-6	10	0	4	-3	8	-2	6	+1	22	0	7	+1	5	-1	6	+1	6	+1	6	+1	6	+1
Yes, probably	48	+3	42	+4	24	-8	35	-4	38	+3	43	-1	40	+1	46	-2	28	+1	46	-2	28	+1	28	+1
No, probably not	14	+1	19	-4	44	+2	30	+3	32	-2	16	+2	36	-1	28	-1	38	-5	28	-1	38	-5	38	-5
No, certainly not	6	0	10	-4	18	+5	8	+2	11	-1	7	-2	9	-3	6	-1	21	+7	6	-1	21	+7	21	+7
DK	9	+2	10	+3	18	+4	18	0	13	0	12	+1	8	+2	15	+5	7	-3	15	+5	7	-3	7	-3
Yes	71	-3	52	+4	28	-11	43	-6	44	+3	65	-1	48	+3	52	-2	34	+1	52	-2	34	+1	34	+1
No	20	+1	29	-8	61	+6	39	+6	43	-3	23	0	44	-5	33	-3	59	+2	33	-3	59	+2	59	+2

	HU		MT		NL		AT		PL		PT		SI		SK		FI					
	EB	63.4	62.1	63.4	62.1	63.4	62.1	63.4	62.1	63.4	62.1	63.4	62.1	63.4	62.1	63.4	62.1	63.4	62.1			
Oui, certainement	3	-1	6	-3	4	-2	4	-1	9	+1	4	-1	7	0	8	-2	3	-1	8	-2	3	-1
Oui, probablement	24	+4	39	0	17	-8	22	-4	34	-4	30	-3	36	-1	39	-6	24	-3	39	-6	24	-3
Non, probablement pas	40	0	24	0	50	+3	43	+1	36	0	29	0	42	+4	37	+8	45	0	37	+8	45	0
Non, certainement pas	24	-3	10	-1	26	+8	19	+5	9	0	17	+6	11	-2	10	+2	26	+4	10	+2	26	+4
NSP	9	0	21	+4	3	-1	12	-1	12	+2	19	-2	4	-1	6	-1	2	0	6	-1	2	0
Oui	27	+3	45	-3	21	-11	26	-4	43	-2	34	-4	43	-2	47	-8	27	-4	47	-8	27	-4
Non	64	-3	34	-1	76	+12	62	+6	44	-1	47	+6	52	+2	47	+9	71	+4	47	+9	71	+4

	SE		UK		BG		HR		RO		CY (tcc)		
	EB	63.4	62.1	63.4	62.1	63.4	62.1	63.4	62.1	63.4	62.1	63.4	62.1
Yes, certainly	3	0	4	0	22	7	12	30	23	43	43	23	43
Yes, probably	12	-6	28	-4	41	36	47	41	43	15	15	15	15
No, probably not	57	+6	34	-2	13	30	16	12	15	7	7	7	7
No, certainly not	23	-1	17	-2	2	14	7	5	7	11	11	11	11
DK	5	+1	17	+8	22	12	19	12	11	66	66	66	66
Yes	15	-6	32	-4	63	44	58	71	23	18	18	18	18
No	80	+5	51	-5	15	15	44	23	18	23	23	23	23